



UNITED STATES ENVIRONMENTAL PROTECTION AGENCY  
WASHINGTON, D.C. 20460

OFFICE OF  
PREVENTION, PESTICIDES AND  
TOXIC SUBSTANCES

APR 4 2007

Mrs. Rebecca M. Horton  
Consulting/Agent for  
Ambrands  
2030 Powers Ferry Road, Ste. 500  
Atlanta, GA 30039

RE: Notification of Bilingual Text and Removal of "1-800-Cleanup" from label  
EPA Registration Number: 73342-4  
Date of Submission: February 1, 2007

Dear Mrs. Horton:

The Agency is in receipt of your Application for Pesticide Notification under Pesticide Registration Notice (PRN) 98-10 dated February 1, 2006, for the product Image® Herbicide Consumer Concentrate. The Registration Division (RD) has conducted a review of this request for its applicability under PRN 98-10 and finds that the actions requested fall within the scope of PRN 98-10. The label submitted with the application has been stamped "Notification" and will be placed in our records.

If you have any questions, please call me directly at 703-305-6249 or Joyce Edwards of my staff at 703-308-5479.

Sincerely,

A handwritten signature in black ink, appearing to read "Linda Arrington".

Linda Arrington  
Notifications & Minor Formulations Team Leader  
Registration Division (7505P)  
Office of Pesticide Programs



Please read instructions on reverse before completing form.

Form Approved, OMB No. 2070-0080, Approval expires 2-28-95

2/15



United States  
Environmental Protection Agency  
Washington, DC 20460

Registration  
 Amendment  
 Other

OPP Identifier Number

### Application for Pesticide - Section I

1. Company/Product Number 73342-4	2. EPA Product Manager Tompkins	3. Proposed Classification <input checked="" type="checkbox"/> None <input type="checkbox"/> Restricted
4. Company/Product (Name) IMAGE® Herbicide Consumer Concentrate	PM# 25	
5. Name and Address of Applicant (Include ZIP Code) Ambrands 2030 Powers Ferry Road, Ste. 500 Atlanta, GA 30039 <input type="checkbox"/> Check if this is a new address	6. Expedited Review. In accordance with FIFRA Section 3(c)(3) (b)(i), my product is similar or identical in composition and labeling to: EPA Reg. No. _____ Product Name _____	

### Section - II

<input type="checkbox"/> Amendment - Explain below.	<input type="checkbox"/> Final printed labels in response to Agency letter dated _____
<input type="checkbox"/> Resubmission in response to Agency letter dated _____	<input type="checkbox"/> "Me Too" Application.
<input checked="" type="checkbox"/> Notification - Explain below.	<input type="checkbox"/> Other - Explain below.

Explanation: Use additional page(s) if necessary. (For section I and Section II.)

NOTIFICATION: of bilingual text and removal of "1-800-CLEANUP" from label.

This notification is consistent with the provisions of PR Notice 98-10 and EPA regulations at 40 CFR 152.46, and no other changes have been made to the labeling or the Confidential Statement of Formula of this product. Ambrands understands that it is a violation of 18 U.S.C. Sec. 1001 to willfully make any false statement to EPA, and further understands that if this notification is not consistent with the terms of PR Notice 98-10 and 40 CFR 152.46, this product may be in violation of FIFRA and Ambrands may be subject to enforcement action and penalties under sections 12 and 14 of FIFRA.

### Section - III

1. Material This Product Will Be Packaged In:				2. Type of Container	
Child-Resistant Packaging <input type="checkbox"/> Yes <input type="checkbox"/> No	Unit Packaging <input type="checkbox"/> Yes <input type="checkbox"/> No	Water Soluble Packaging <input type="checkbox"/> Yes <input type="checkbox"/> No		<input type="checkbox"/> Metal	<input type="checkbox"/> Plastic
* Certification must be submitted	If "Yes" Unit Packaging wgt.	No. per container	If "Yes" Package wgt.	<input type="checkbox"/> Glass	<input type="checkbox"/> Paper
				<input type="checkbox"/> Other (Specify) _____	
3. Location of Net Contents Information <input type="checkbox"/> Label <input type="checkbox"/> Container		4. Size(s) Retail Container		5. Location of Label Directions <input type="checkbox"/> on label	
6. Manner in Which Label is Affixed to Product <input type="checkbox"/> Lithograph <input type="checkbox"/> Paper glued <input type="checkbox"/> Stenciled			<input type="checkbox"/> Other _____		

### Section - IV

1. Contact Point (Complete items directly below for identification of individual to be contacted, if necessary, to process this application.)		
Name Rebecca M. Horton	Title Consultant/Agent	Telephone No. (Include Area Code) (540) 375-8826
<b>Certification</b> I certify that the statements I have made on this form and all attachments thereto are true, accurate and complete. I acknowledge that any knowingly false or misleading statement may be punishable by fine or imprisonment or both under applicable law.		8. Date Application received  (Stamped)
2. Signature <i>Rebecca M. Horton</i>	3. Title Consultant/Agent	
4. Typed Name Rebecca M. Horton	5. Date Feb. 1, 2007	



Please read instructions on reverse before completing form.

Form Approved. OMB No. 2070-0080, Approval expires 2-28-95

3/15



United States  
Environmental Protection Agency  
Washington, DC 20460

Registration  
 Amendment  
 Other

OPP Identifier Number

### Application for Pesticide - Section I

1. Company/Product Number 73342-4	2. EPA Product Manager Tompkins	3. Proposed Classification <input checked="" type="checkbox"/> None <input type="checkbox"/> Restricted
4. Company/Product (Name) IMAGE® Herbicide Consumer Concentrate	PM# 25	
5. Name and Address of Applicant (Include ZIP Code) Ambrands 2030 Powers Ferry Road, Ste. 500 Atlanta, GA 30039 <input type="checkbox"/> Check if this is a new address	6. Expedited Review. In accordance with FIFRA Section 3(c)(3) (b)(ii), my product is similar or identical in composition and labeling to: EPA Reg. No. _____ Product Name _____	

### Section - II

<input type="checkbox"/> Amendment - Explain below.	<input type="checkbox"/> Final printed labels in response to Agency letter dated _____
<input type="checkbox"/> Resubmission in response to Agency letter dated _____	<input type="checkbox"/> "Me Too" Application.
<input checked="" type="checkbox"/> Notification - Explain below.	<input type="checkbox"/> Other - Explain below.

Explanation: Use additional page(s) if necessary. (For section I and Section II.)

NOTIFICATION: of bilingual text and removal of "1-800-CLEANUP" from label.


This notification is consistent with the provisions of PR Notice 98-10 and EPA regulations at 40 CFR 152.46, and no other changes have been made to the labeling or the Confidential Statement of Formula of this product. Ambrands understands that it is a violation of 18 U.S.C. Sec. 1001 to willfully make any false statement to EPA, and further understands that if this notification is not consistent with the terms of PR Notice 98-10 and 40 CFR 152.46, this product may be in violation of FIFRA and Ambrands may be subject to enforcement action and penalties under sections 12 and 14 of FIFRA.

### Section - III

1. Material This Product Will Be Packaged In:				2. Type of Container	
Child-Resistant Packaging <input type="checkbox"/> Yes <input type="checkbox"/> No	Unit Packaging <input type="checkbox"/> Yes <input type="checkbox"/> No	Water Soluble Packaging <input type="checkbox"/> Yes <input type="checkbox"/> No		<input type="checkbox"/> Metal	<input type="checkbox"/> Plastic
* Certification must be submitted		If "Yes" Unit Packaging wgt. No. per container	If "Yes" Package wgt. No. per container	<input type="checkbox"/> Glass	<input type="checkbox"/> Paper
				<input type="checkbox"/> Other (Specify) _____	
3. Location of Net Contents Information <input type="checkbox"/> Label <input type="checkbox"/> Container		4. Size(s) Retail Container		5. Location of Label Directions <input type="checkbox"/> on label	
6. Manner in Which Label is Affixed to Product <input type="checkbox"/> Lithograph Paper glued <input type="checkbox"/> Stenciled			<input type="checkbox"/> Other _____		

### Section - IV

1. Contact Point (Complete items directly below for identification of individual to be contacted, if necessary, to process this application.)		
Name Rebecca M. Horton	Title Consultant/Agent	Telephone No. (include Area Code) (540) 375-8823
<b>Certification</b> I certify that the statements I have made on this form and all attachments thereto are true, accurate and complete. I acknowledge that any knowingly false or misleading statement may be punishable by fine or imprisonment or both under applicable law.		6. Date Application Received  (Stamped)
2. Signature <i>Rebecca M. Horton</i>	3. Title Consultant/Agent	
4. Typed Name Rebecca M. Horton	5. Date Feb. 1, 2007	



Optional Marketing Statements (when packaged in RTS applicator):

Connect and Spray Applicator  
 Treats 8000 sq. ft.  
 NUTSEdge KILLER

3-1/2"

**DIRECTIONS FOR USE**

It is a violation of Federal law to use this product in a manner inconsistent with its labeling.

Not for use on plants being grown for sale or other commercial use, or for commercial seed production, or for research purposes. For use on plants intended for aesthetic purposes or climatic modification and being grown on golf courses or lawns and grounds.

Observe all cautions and limitations on this label. The use of IMAGE Consumer Concentrate not consistent with this label may result in plant injury. Keep container closed to avoid spills and contamination.

**GENERAL INFORMATION**

IMAGE Consumer Concentrate selectively kills tough weeds like purple and yellow nutsedge, wild onion and garlic, dollarweed, annual bluegrass, and others as listed. It can be used to kill weeds in bermudagrass, St. Augustinegrass, buffalograss, centipedegrass, or zoysiagrass lawn and also in certain landscape ornamentals and groundcovers (see CONTROL OF WEEDS IN ORNAMENTALS). IMAGE is mainly absorbed by the roots of sprayed weeds and is translocated throughout the weed to provide complete kill. **Complete kill should occur in 3-5 weeks.**



2

3

3-1/8"

3-1/8"

**MIXING INSTRUCTIONS**

APPLICATION METHOD		
TRIGGER OR PUMP-UP SPRAYER		
	Spot Weed Treatment	Mix 2.5 fl. oz. (5 Tablespoons) in 1 gal. of water. [2 teaspoons in 16 fl. oz.]. Spray to wet.
	Large Area Treatment	Mix 0.8 fl. oz. (1 1/2 Tbs.) in 1 gallon of water to cover 200 :
HOSE-END SPRAYERS		
		Use at the rate of 24 oz. IMAGE to cover 6,000 sq. ft. of lawn. Apply in sufficient water (i.e. 5 gallons per 1,000 sq. ft.) to insure adequate coverage.
<p>For ORTHO® Dial 'n Spray®, pour 24 oz. IMAGE into jar, set metering dial at 4 tsp. and uniformly apply until jar is empty over 6,000 sq. ft.</p> <p>Ortho® and Dial 'n Spray® are registered trademarks of OMS Investments, Inc</p>		

3-1/2"

### APPLICATION INSTRUCTIONS


- Wear long-sleeved shirt, long pants, shoes and socks when applying this product.
- Use only on well-established, non-stressed, labeled lawngrasses with a dense and uniform stand. TEMPORARY YELLOWING MAY OCCUR.
- Water in within 1-7 days after application to wash the IMAGE into the root zone where the greatest weed control activity occurs.
- For difficult to kill weeds, a second application can be made 6 weeks after the initial application.
- For best results, do not mow immediately before or for 48 hours after application.
- IMAGE may injure tall fescue. Do not use on tall fescue when it is used as a desirable turfgrass.
- Wait at least 1 1/2 months after treatment before reseeding, winter overseeding, or plugging lawns.
- Not for use on newly planted or plugged lawns - nor on winter overseeded lawns, such as ryegrass, when the overseeded grass is desirable.
- Avoid application to soil where annual bedding plants may be planted the following year, or plant injury may result.
- Try to avoid overlaps when spraying. Apply only when wind is no more than 10 mph.
- Avoid drift onto vegetables, flowers and unlabeled ornamental shrubs and plants as injury may result.
- Do not graze or feed treated grass clippings. Do not apply in vegetable gardens.
- Do not apply in greenhouses.

4

5

3-1/8"

3-1/8"

CONTROL OF SUMMER WEEDS		
 To kill	yellow nutsedge	purple nutsedge
	annual sedge*	green kyllinga
	rice flatsedge	globe sedge
	dollarweed*	violets*
	Virginia buttonweed*	field sandbur
	crabgrass*	bahiagrass*
	perennial ryegrass	tall fescue


Do not apply during the cooler winter months when turf and weeds are not actively growing. Do not apply just prior to or during transition or during periods of very slow turf growth or severe discoloration could occur.

\*More than one application may be needed.

3-1/2"

**CONTROL OF WINTER WEEDS**

**To kill**



annual bluegrass* ( <i>Poa annua</i> )	hairy bittercress
tall fescue	lawn burweed
common chickweed	red sorrel
cutleaf evening primrose	wild onion
dovetail geranium	perennial ryegrass
knawel	buttercup
purple deadnettle	cudweed
wild garlic	Carolina geranium
black medic	henbit
mouseear chickweed	parsley-piert
dandelion*	white clover

Time applications to follow the first killing frost. IMAGE may be applied prior to or soon after emergence of the weeds listed with the exception of wild onion and wild garlic which must be emerged at application time for control. **DO NOT USE ON ST. AUGUSTINEGRASS FOR WINTER WEED CONTROL** or other labeled turfgrasses that do not go dormant.

\*More than one application may be needed.

3-1/8"

**CONTROL OF WEEDS IN ORNAMENTALS AND GROUND COVERS**

IMAGE is effective in killing the listed weeds in established landscape plantings. Apply IMAGE spray solution to the area where weeds occur. Applications should only be made over the top of or around the *listed* ornamentals. **APPLICATION TO THE FOLIAGE OR ROOT ZONE OF UNLABELED ORNAMENTALS, PERENNIALS, OR ANNUAL BEDDING PLANTS MAY RESULT IN SEVERE PLANT INJURY. Use only on well-established, non-stressed plants. Ornamentals which are known to be severely injured by IMAGE include azalea, ligustrum (privet), viburnum, pieris, abelia and roses.**

**IMAGE CAN BE APPLIED TO THE FOLLOWING ORNAMENTALS:**

Indian Hawthorne	( <i>Raphiolepis indica</i> )
Dwarf Yaupon Holly 'Schillings Dwarf'	( <i>Ilex vomitoria</i> )
Blue Pfitzer Juniper 'Pfitzeriana Glauca'	( <i>Juniperus chinensis</i> )
Helleri Holly 'Helleri'	( <i>Ilex crenata</i> )
Red Tip Photinia	( <i>Photinia X fraseri</i> )
Yucca	( <i>Yucca pendula</i> )
Wax Myrtle	( <i>Myrica cerifera</i> )

3-1/8"

3-1/2"

Burford Holly 'Burfordii'	<i>(Ilex cornuta)</i>
Gardenia 'Miami Supreme'	<i>(Gardenia jasminoides)</i>
Flame of the Woods	<i>(Ixora coccinea)</i>
Confederate Jasmine	<i>(Trachelospermum jasminoides)</i>
Parsons Juniper 'Parsoni'	<i>(Juniperus conferta)</i>
Blue Pacific Juniper 'Blue Pacific'	<i>(Juniperus conferta)</i>
Blue Rug Juniper 'Wiltonii'	<i>(Juniperus horizontalis)</i>
Red Crape Myrtle 'Red'	<i>(Lagerstroemia indica)</i>
Asiatic Jasmine 'Minima'	<i>(Trachelospermum asiaticum)</i>
Giant Liriope 'Evergreen Giant'	<i>(Liriope muscari)</i>
Variiegated Liriope 'Silvery Sunproof'	<i>(Liriope muscari)</i>
Pachysandra	<i>(Pachysandra terminalis)</i>
Mondograss	<i>(Ophiopogon japonicus)</i>
Hosta 'Lancifolia'	<i>(Hosta sp.)</i>
Society Garlic	<i>(Tulbaghia violacea)</i>

8

3-1/8"

3-1/8"

**STORAGE AND DISPOSAL**  
**Pesticide Storage: KEEP FROM FREEZING.** Do not store below 32°F. Store in a cool, dry place inaccessible to children or pets.  
**Disposal:** If empty – Do not reuse this container. Place in trash or offer for recycling if available. If partially filled -- Call your local solid waste agency for disposal instructions. Never place unused product down any indoor or outdoor drain.

**DISCLAIMER**

AMBRANDS warrants only that the material contained herein conforms to the chemical description on the label and is reasonably fit for the use therein described when used in accordance with the directions for use.

AMBRANDS makes no express or implied warranty, including express or implied warranty of FITNESS or of MERCHANTABILITY.

For information on this pesticide product (including health concerns, medical emergencies, or pesticide incidents), call the National Pesticide Information Center at 1-800-858-7378.

**PRECAUTIONARY STATEMENTS**  
**HAZARDS TO HUMANS AND DOMESTIC ANIMALS**  
**CAUTION**

Harmful if inhaled or absorbed through skin. Avoid breathing spray mist. Avoid contact with skin, eyes or clothing. Wash thoroughly with soap and water after handling. Remove contaminated clothing and wash before reuse. Keep children and pets out of the treated area until sprays have dried.

9

5 1/8



## ENVIRONMENTAL HAZARDS

Do not apply directly to water. Do not contaminate water when cleaning equipment or disposing of equipment washwaters.

### FIRST AID

Have the product container or label with you when calling a poison control center or doctor, or going for treatment.



**If inhaled** Move person to fresh air. If person is not breathing, call 911 or an ambulance, then give artificial respiration, preferably mouth-to-mouth, if possible. Call a poison control center or doctor for further treatment advice.



**If on skin or clothing** Take off contaminated clothing. Rinse skin immediately with plenty of water for 15-20 minutes. Call a poison control center or doctor for treatment advice.



**If in eyes** Hold eye open and rinse slowly and gently with water for 15-20 minutes. Remove contact lenses, if present, after the first 5 minutes, then continue rinsing eye. Call a poison control center or doctor for treatment advice.

10

## INSTRUCCIONES

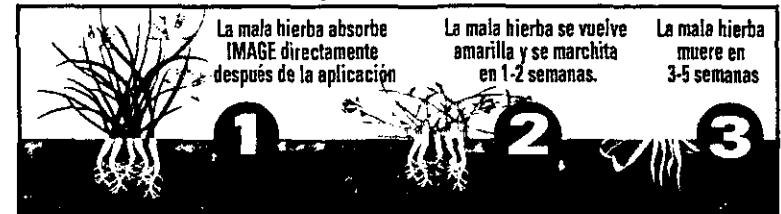
Usar este producto de modo inconsistente con las indicaciones de su etiqueta constituye una violación de la ley federal.

No se debe usar en plantas cultivadas para la venta u otro uso comercial, o para la producción comercial de semillas o pa. a fines investigativos. Se debe usar en plantas destinadas a fines estéticos o modificación climática y que se cultivan en campos de golf o césped y jardines.

Respete todas las precauciones y limitaciones en esta etiqueta. El uso del concentrado IMAGE que no cumpla con las indicaciones de esta etiqueta puede lastimar a la planta. Mantenga el envase cerrado para evitar derrames y contaminación.

### INFORMACIÓN GENERAL

El concentrado IMAGE elimina selectivamente las malas hierbas resistentes como la chufa **púrpura** y **amarilla**, cebolla silvestre y ajo, acarioba, pasto azul anual y otros mencionados en la lista. Se puede usar para eliminar las malas hierbas en la grama *Bermuda*, grama *San Agustín*, zacate búfalo, grama *ciempiés* o grama *zoysia*, y también en ciertos paisajes ornamentales y coberturas de suelo (Revise CONTROL DE MALAS HIERBAS EN ZONAS ORNAMENTALES). IMAGE se absorbe principalmente a través de las raíces de las malas hierbas rociadas y se distribuye en toda la mala hierba eliminándola completamente. **La eliminación completa debe ocurrir en 3-5 semanas.**




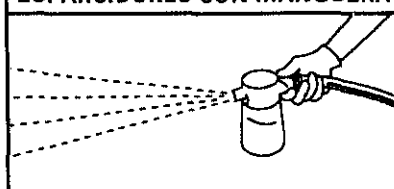
11

3-1/8"

3-1/8"

3-1/2"

### INSTRUCCIONES PARA LA MEZCLA

MÉTODO DE APLICACIÓN		TASA DE USO
<b>ESPARCIDOR DE GATILLO O BOMBEO</b>		
	Tratamiento de mala hierba por zonas	Mezcle 2.5 onzas líquidas (5 cucharadas) en 1 galón de agua. [2 cucharaditas en 16 onzas líquidas]. Rocíe hasta humedecer.
	Tratamiento de grandes zonas	Mezcle 0.8 onzas líquidas (1 1/2 cucharada) en 1 galón de agua para cubrir 200 pies cuadrados.
<b>ESPARCIDORES CON MANGUERA</b>		<b>TASA DE USO</b>
		Use a la tasa de 24 onzas, IMAGE cubrirá 6,000 pies cuadrados de césped. Aplique en agua suficiente (es decir 5 galones por 1,000 pies cuadrados) para asegurar la cobertura adecuada.
<p>Para ORTHO® Dial 'n Spray®, vierta 24 onzas de IMAGE en un tanque, ajuste el dial a 4 cucharaditas y aplique uniformemente hasta vaciar el tanque a más de 6,000 pies cuadrados.</p> <p>Ortho® y Dial 'n Spray® son marcas comerciales registradas de OMS Investments, Inc</p>		

12

### INSTRUCCIONES DE APLICACIÓN

- Use camisas de mangas largas, pantalones largos, medias y zapatos cuando aplique este producto.
- Sólo use en gramas de césped mencionados, bien establecidos y sin problemas con una conformación densa y uniforme. PUEDE OCURRIR UN CAMBIO TEMPORAL A COLOR AMARILLO.
- Riegue dentro del periodo de 1-7 días luego de la aplicación para distribuir IMAGE dentro de la zona de la raíz donde ocurre la mayor actividad de control de malas hierbas.
- Para las malas hierbas sumamente resistentes, se puede realizar una segunda aplicación 6 semanas después de la aplicación inicial.
- Para mejores resultados, no puede inmediatamente antes o durante 48 horas después de la aplicación.
- IMAGE puede dañar la festuca alta. No utilice en festuca alta cuando se use como tepe deseable.
- Espere por lo menos 1 1/2 meses después del tratamiento antes de volver a sembrar, el sembrado de invierno o el parchado de césped.
- No se debe usar en césped recientemente sembrado o parchado, ni en césped sembrado en exceso en invierno, por ejemplo en raigrás, cuando se desee grama sembrada en exceso.
- Evite la aplicación a suelo donde se pueda plantar plantas anuales de lecho al siguiente año, o pueden ocurrir lesiones en la planta.
- Trate de evitar la superposición cuando rocíe. Aplique sólo cuando el viento no sea mayor a 10 mph (16 kph).
- Evite la diseminación en vegetales, flores y arbustos y plantas ornamentales no etiquetadas pues pueden ocurrir lesiones.
- No aplique ni alimente con los residuos del césped podado.
- No aplique en huertos.
- No aplique en invernaderos.


13

3-1/8"

3-1/8"

5/10

3-1/2"


<b>CONTROL DE MALAS HIERBAS DE VERANO</b>		
<b>Elimina</b> 	<i>chufa amarilla</i>	<i>chufa púrpura</i>
	juncia anual*	kyllinga verde
	totorilla de arroz	juncia globo
	acaricoba*	violetas*
	Hierba de botón de Virginia*	hierba mora
	zacate mano de cangrejo*	grama bahía*
	raigrás perenne	festuca alta

No aplique durante los meses más fríos de invierno cuando el tepe y las malas hierbas no crecen activamente. No aplique antes o durante la transición o durante los periodos de crecimiento de tepe muy lento, pues puede ocurrir descoloración grave.

\*Se puede necesitar más de una aplicación.

14

3-1/8"

<b>CONTROL DE MALAS HIERBAS DE INVIERNO</b>		
<b>Elimina</b> 	pasto azul anual* <i>(Poa annua)</i>	ber. o amargo
	festuca alta	barcana de césped
	Estalaria común	alazán
	onagra de hojas cortas	cebolla silvestre
	geranio cola de tórtolo	raigrás perenne
	escleranto	ranúnculo
	ortiga muerta purpúrea	siempreviva
	ajo silvestre	geranio de Carolina
	alfalfa negra	ortiga mansa
	estalaria oreja de ratón	alquimila
	diente de león*	trébol blanco

Sincronice la aplicación para después de la primera helada. Se puede aplicar IMAGE antes o después de la emergencia de las malas hierbas mencionadas con excepción de la cebolla silvestre y el ajo silvestre que pueden surgir en el momento de la aplicación para el control. **NO UTILICE EN GRAMA SAN AGUSTÍN PARA EL CONTROL DE LAS MALAS HIERBAS DE INVIERNO** u otros tepes etiquetados que no hibernen.

\*Se puede necesitar más de una aplicación.

15

3-1/8"

## CONTROL DE MALAS HIERBAS EN TERRENOS ORNAMENTALES O COBERTURAS DE SUELO

IMAGE es eficaz para eliminar las malas hierbas mencionadas en jardines de paisajes establecidos. Aplique la solución rociadora IMAGE a la zona donde aparecen las malas hierbas. Se deben hacer las aplicaciones hasta la parte superior o alrededor de las plantas ornamentales *mencionadas*. LA APLICACIÓN AL FOLLAJE O ZONA DE LA RAÍZ DE PLANTAS ORNAMENTALES, PERENNES O DE LECHO ANUAL NO MENCIONADAS PUEDE RESULTAR EN LESIONES GRAVES PARA LA PLANTA. Úsese sólo en plantas bien establecidas, sin perturbaciones. Se sabe que las plantas ornamentales que IMAGE daña gravemente son la azalea, ligustro, viburno, pieris, abelia y rosas.

### SE PUEDE APLICAR IMAGE A LAS SIGUIENTES PLANTAS ORNAMENTALES:

Espino indio	( <i>Raphiolepis indica</i> )
Acebo americano	( <i>Ilex vomitoria</i> )
Junípero	( <i>Juniperus chinensis</i> )
Xifo	( <i>Ilex crenata</i> )
Fotinia de punta roja	( <i>Photinia X fraseri</i> )
Yuca	( <i>Yucca pendula</i> )
Mirto ceroso	( <i>Myrica cerifera</i> )

16

Acebo Burford	( <i>Ilex cornuta</i> )
Gardenia 'Miami Supreme'	( <i>Gardenia jasminoides</i> )
Jacarandá	( <i>Ixora coccinea</i> )
Jazmín confederado	( <i>Trachelospermum jasminoides</i> )
Junípero Parsons	( <i>Juniperus conferta</i> )
Junípero 'azul Pacífico'	( <i>Juniperus conferta</i> )
Junípero Wilton	( <i>Juniperus horizontalis</i> )
Mirto rojo	( <i>Lagerstroemia indica</i> )
Jazmín asiático	( <i>Trachelospermum asiaticum</i> )
Liriope gigante	( <i>Liriope muscari</i> )
Liriope jaspeado	( <i>Liriope muscari</i> )
Pachysandra	( <i>Pachysandra terminalis</i> )
Hierba japonesa	( <i>Ophiopogon japonicus</i> )
Hosta	( <i>Hosta sp.</i> )
Tulbagia	( <i>Tulbaghia violacea</i> )

17

3-1/2"

3-1/8"

3-1/8"

3-1/2"

### ALMACENAMIENTO Y ELIMINACIÓN

**Almacenamiento del plaguicida: EVITE EL CONGELAMIENTO.** No guarde a temperaturas menores de 32°F. Guarde en lugar seco y fresco inaccesible para los niños o mascotas.

**Eliminación:** Si el envase esta vacío, no vuelva a utilizarlo. Colóquelo en la basura u ofrézcalo para reciclado si hubiera. Si está parcialmente lleno, llame a su agencia local de desechos sólidos para obtener instrucciones de eliminación. Nunca coloque el producto no utilizado debajo de ningún drenaje interior o exterior.

### EXENCIÓN DE RESPONSABILIDAD

AMBRANDS sólo garantiza que el material contenido en este envase cumple con la descripción química de la etiqueta y se adapta razonablemente para el uso descrito en este documento cuando se usa de acuerdo con las instrucciones de uso.

AMBRANDS no garantiza expresa ni implícitamente, incluyendo otra garantía expresa o implícita, la IDONEIDAD o la MERCANTIBILIDAD.

Para mayor información sobre este plaguicida (incluyendo preocupaciones de salud, emergencias médicas o incidentes con el plaguicida), llame al Centro Nacional de Información sobre Plaguicidas al 1-800-858-7378.

18

3-1/8"

### DECLARACIONES DE PRECAUCIÓN

DAÑINO PARA LOS SERES HUMANOS Y ANIMALES DOMÉSTICOS

### PRECAUCIÓN

Perjudicial si se inhala o absorbe a través de la piel. Evite aspirar el rociado. Evite el contacto con la piel, los ojos o la ropa. Lávese completamente con agua y jabón después de manejar el producto. Qútese la ropa contaminada y lave la ropa antes de volver a usar. Mantenga a los niños y mascotas fuera del área tratada hasta que se haya secado el rociado.

### RIESGOS AMBIENTALES

No aplique directamente en el agua. No contamine el agua cuando limpie el equipo ni cuando elimine las aguas con que lavó el equipo.

19

3-1/8"

13/15

**PRIMEROS AUXILIOS**

Tenga consigo el envase o etiqueta del producto cuando llame al centro de control de envenenamiento o al médico, o acuda al tratamiento.

**Si se inhala** Mueva a la persona al aire fresco. Si la persona no respira, llame al 911 o a una ambulancia, luego aplique respiración artificial, de preferencia boca a boca, si es posible. Llame a un centro de control de envenenamiento o a un médico para recibir consejos de tratamiento.

**Si ocurre contacto con la piel o ropa** Quitese la ropa contaminada. Enjuague la piel inmediatamente con abundante agua durante 15 ó 20 minutos. Llame a un centro de control de envenenamiento o a un médico para recibir consejos de tratamiento.

**Si ocurre contacto con los ojos** Mantenga el ojo abierto y enjuague lenta y suavemente con agua durante 15 ó 20 minutos. Retire los lentes de contacto, si hubiera, después de los primeros 5 minutos, luego continúe enjuagando los ojos. Llame a un centro de control de envenenamiento o a un médico para recibir consejos de tratamiento.

70

3-1/8"

3-1/2"

**IMAGE**  
NUTSEGE KILLER

Part of the Consumer Connection

**PRECAUTIONARY STATEMENTS  
HAZARDS TO HUMANS AND DOMESTIC ANIMALS  
CAUTION**

Harmful if inhaled or absorbed through skin. Avoid breathing spray mist. Avoid contact with skin, eyes or clothing. Wash thoroughly with soap and water after handling. Remove contaminated clothing and wash before reuse. Keep children and pets out of the treated area until sprays have dried.

**ENVIRONMENTAL HAZARDS**

Do not apply directly to water. Do not contaminate water when cleaning equipment or disposing of equipment washwaters.

**See attached booklet for additional  
Precautionary Statements, First Aid,  
and complete Directions for Use**

Manufactured for:  
**AMBRANDS**  
ATLANTA, GA 30339

EPA Reg. No. 73342-4  
EPA Est. No. 5305-GA-012, 2217-KS-02a  
Subscript used is first letter of  
Run Code on Container  
AM104 01 370C22016

3-7/8"

3-1/2"

# Registrations by Design, Inc.™

February 1, 2007

118 1/2 East Main Street  
Suite 1  
Salem, VA 24153-3805  
phone 540.375.8826  
fax 540.375.8827

Document Processing Desk (NOTIF)  
Office of Pesticide Programs/Registration Div. (7505P)  
U.S. Environmental Protection Agency  
Ariel Rios Bldg.  
1200 Pennsylvania Ave., NW  
Washington, DC 20460

Re: Application for Pesticide - Notification  
EPA Reg. No. 73342-4, IMAGE® Herbicide Consumer Concentrate

Attn: Jim Tompkins (PM 25)

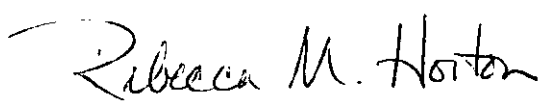
On behalf of Ambrands of Atlanta, Georgia, enclosed is notification for the above-referenced pesticide registration of bilingual text and removal of "1-800-CLEANUP" from label.

The following documents are enclosed:

- 1) Application for Pesticide – Notification (2 copies)
- 2) Copy of the revised label

If further action or information is required on Ambrands' behalf, please advise.

Best regards,



Rebecca M. Horton  
Consultant/Agent for  
AMBRANDS  
e-mail: hortonb@ntelos.net

BMH/sjh

Enclosures

cc: MHickman/Ambrands

