

# Superspeed SP52

## Antifouling Bottom Paint

- > High performance
- > One system for all vessel types
- > Easy to use
- > Saves money and increases performance
- > Commercial and non-commercial use

### Active Ingredient

Cuprous oxide 18.7%

Other Ingredients 81.3%

TOTAL 100.0%

Contains Petroleum Distillates

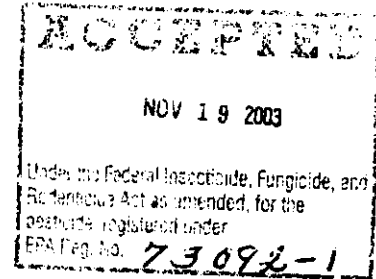
**KEEP OUT OF REACH OF CHILDREN**

### CAUTION

### PRECAUTIONARY STATEMENTS

#### Hazards to Humans & Domestic Animals

**CAUTION:** Causes eye irritation. Harmful if absorbed through skin. Do not get in eyes, on skin or clothing. May be fatal if swallowed or inhaled. Do not breathe vapor or spray mist. While spraying paint or sanding the boat surface, wear a mask or respirator approved by the Mining Enforcement and Safety Administration and the National Institute for Occupational Safety and Health. Wear protective clothing such as gloves, long sleeved cotton shirt, long pants, and a hat. Remove contaminated clothing and wash before reuse. Wash thoroughly with soap and water after handling.



<b>FIRST AID</b>	
<b>If in eyes</b>	-- Hold eye open and rinse slowly and gently with water for 15-20 minutes. -- Remove contact lenses, if present, after the first 5 minutes, then continue rinsing eye. -- Call a poison control center or doctor for treatment advice.
<b>If on skin or clothing</b>	-- Take off contaminated clothing. -- Rinse skin immediately with plenty of water for 15-20 minutes. -- Call a poison control center or doctor for treatment advice.
<b>If swallowed</b>	-- Immediately call a poison control center or doctor. -- Do not induce vomiting unless told to do so by a poison control center or doctor. -- Do not give any liquid to the person. -- Do not give anything by mouth to an unconscious person.

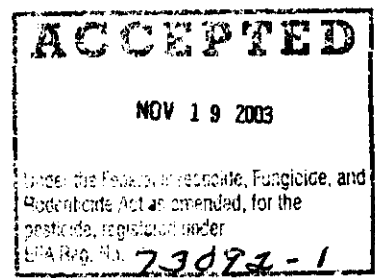
<b>If inhaled</b>	-- Move person to fresh air. -- If person is not breathing, call 911 or an ambulance, then give artificial respiration, preferably by mouth-to-mouth, if possible. -- Call a poison control center or doctor for further treatment advice.
<b>HOT LINE NUMBER</b>	
Have the product container or label with you when calling a poison control center or doctor, or going for treatment. You may also contact 1-800-222-1222 emergency medical treatment information.	
<b>NOTE TO PHYSICIAN</b> Contains petroleum distillate - vomiting may cause aspiration pneumonia	

**Net Contents:**

*Manufactured by:*

**H. Marcel Guest Ltd.  
 Riverside Works  
 Collyhurst Road  
 Manchester, M40 7RU  
 England**

**EPA Reg. No. 73092-1  
 EPA Est. No. 73092 GBR-001**



### Environmental Hazards

This product is toxic to fish. Do not apply directly to water by cleaning of equipment or disposal of wastes. Do not allow chips and dust generated during paint removal to enter water. Dispose of paint debris at an approved landfill.

### Physical/Chemical Hazards

Flammable. Do not use or store near heat, sparks, or open flame. Use only carbon dioxide, foam or dry chemical extinguishers in case of fire. DO NOT use water.

### DIRECTIONS FOR USE

It is a violation of Federal Law to use this product in a manner inconsistent with its labeling.

#### Ferrous Metals (new surfaces)

Surface Preparation: Dry abrasive blast to near white metal to obtain a surface profile of 2 – 3 mil. Then apply one coat of Epoxy blast primer, then an intermediate coat of Epoxy primer followed by Superspeed SP52 antifoulant to the following specifications.

AREA:


@ 68° F (20° C) Product	Over- coating, Minimum	Over- coating, Maximum	Dry Film Thickness	Wet Film Thickness	Coverage (Theoreti- cal)	Application Methods
SP52 Leisure	30 minutes	>1 year	2.4-3.2 mils	4.8-6.4 mils	71-89ft <sup>2</sup> 6.6-8.3 m <sup>2</sup>	Brush, Roller
SP52 Commercial	30 minutes	> 1 year	6 mils	12 mils	35 ft <sup>2</sup> 3.3 m <sup>2</sup>	Airless spray, Agitated spray, Spray
Submersion: 6 hours or greater, depending on ambient temperature and final thickness						

#### Ferrous Metals (existing surfaces)

High pressure water jet to remove all marine growth, salt and any other imperfections. Then use Epoxy blast primer on any exposed metal areas where necessary, after having removed all loose flaking paint and other imperfections. Then apply an Epoxy intermediate coat if necessary followed by Superspeed SP52 antifoulant as specified above.

#### Wood (new surfaces)

Surfaces preparation: Remove all wood shavings, dust and other imperfections. Then apply three coats of marine wood primer followed by Superspeed SP52 antifoulant as specified above.



Wood (existing surfaces)

Surface preparation: Pressure wash to remove all marine growth, salt and other imperfections. Allow to dry thoroughly. Then apply one coat of wood primer followed by Superspeed SP52 antifoulant as specified above.

Non-ferrous Metals (new surfaces)

Surface preparation: Acid wash to roughen surface. Degrease with a suitable degreaser. Then wash the entire surface. Apply two coats of Epoxy primer followed by Superspeed SP52 antifoulant as specified above.

Non-ferrous Metals (existing surfaces)

Surface preparation: Pressure wash to remove all marine growth, salt and other imperfections. Then apply two coats of Epoxy primer where necessary followed by Superspeed SP52 antifoulant as specified above.

Fiberglass (new surfaces)

Surface preparation: Lightly sand the gel coats with fine sandpaper. Remove all traces of dust using Cleaner/Thinner. Then apply two coats of Epoxy primer followed by Superspeed SP52 antifoulant as specified above. The end use of the vessel will have a bearing on the required thickness of the paint. Boat builders should speak with our technical staff for specifications.

Fiberglass (existing surfaces)

Surface preparation: Pressure wash to remove all marine growth, salt and other imperfections. Spot prime any bare fiberglass patches using an Epoxy primer followed by Superspeed SP52 antifoulant as specified above.


**Storage and Disposal**

Do not contaminate water, food, or feed by storage and disposal.

Pesticide Storage: Keep container tightly closed when not in use. Store in cool, dry, well ventilated area.

Pesticide Disposal: Paint chips, spent abrasives, and any other waste materials from removal of old paint must be disposed of in a sanitary landfill (or, if required by Federal, State or local regulations, handled as a hazardous waste). If possible, use all of the contents by application according to label instructions. Do not discharge effluent containing this product into lakes, streams, ponds, estuaries, oceans or other waters unless in accordance with the requirements of a National Pollutant Discharge Elimination System (NPDES) permit and the permitting authority has been notified in writing prior to discharge. Do not discharge effluent containing this product to sewer systems without previously notifying the local sewage treatment plant authority. For guidance contact your State Water Board or Regional Office of the EPA. Manage excess paint, rinsate, and other application wastes in accordance with Federal, State, and local requirements. Consult your State pesticide or Environmental control agency, nearest EPA Regional Office, or the RCRA/Superfund Hotline (800-424-9346) for waste disposal guidance.

Container Disposal: Triple rinse container if intended for recycling or reconditioning. Empty paint containers with small amounts of dried residue must be disposed of in a sanitary landfill (or, if required by Federal, State or local regulations, handled as a hazardous waste).



**Disclaimer:** The performance of marine coatings and paints is dependent on many factors out of our control, such as preparation, proper application and environmental conditions. H. Marcel Guest Ltd. cannot guarantee this product is suitable for your particular application or purpose. Implied warranties of fitness for a particular purpose and merchantability are excluded.

H. Marcel Guest Ltd. shall not under any circumstance be liable for incidental or consequential liabilities. By purchase or use of this product, the buyer/user agrees that the sole and exclusive remedy, if any, is limited to the refund of the purchase price or replacement of the product at H. Marcel Guest Ltd. option.

