

73049-185

6/19/2009

10 of 10



UNITED STATES ENVIRONMENTAL PROTECTION AGENCY
WASHINGTON, D.C. 20460

OFFICE OF
PREVENTION, PESTICIDES AND
TOXIC SUBSTANCES

Nasser A. Assaf, Ph.D.
Regulatory Manager
Valent BioSciences Corporation
870 Technology Way
Libertyville, IL 60048

JUN 19 2009

Subject: Label Notification(s) for Pesticide Registration Notice 2007-4 and 2008-1

Dear Dr. Assaf:

The Agency is in receipt of your Application(s) for Pesticide Notification under Pesticide Registration Notice (PRN) 2007-4 and 2008-1 dated May 28, 2009 for:

EPA Registration 73049-185

UltraTec HPC 2

The Registration Division (RD) has conducted a review of this request for applicability under PRN 2007-4 and 2008-1 and finds that the label change(s) requested falls within the scope of PRN-2007-4 and 2008-1. The label has been date-stamped "Notification" and will be placed in our records.

Please be reminded that 40 CFR Part 156.140(a)(4) requires that a batch code, lot number, or other code identifying the batch of the pesticide distributed and sold be placed on nonrefillable containers. The code may appear either on the label (and can be added by non-notification/PR Notice 98-10) or durably marked on the container itself.

If you have any questions, please contact me directly at 703-305-6249 or Nicole Williams of my staff at 703-308-5551.

Sincerely,

A handwritten signature in black ink, appearing to be "Linda Arrington".

Linda Arrington
Notifications & Minor Formulations Team Leader
Registration Division (7505P)
Office of Pesticide Programs

20810

Please read instructions on reverse before completing form.

Form Approved. OMB No. 2070-0080. Approval expires 2-28-95



United States
Environmental Protection Agency
Washington, DC 20460

☐ Registration
☐ Amendment
☒ Other

OPP Identifier Number

Application for Pesticide - Section I

1. Company/Product Number 73049-185	2. EPA Product Manager Richard Gebken	3. Proposed Classification <input checked="" type="checkbox"/> None <input type="checkbox"/> Restricted
4. Company/Product (Name) UltraTec HPC 2	PM# 13	
5. Name and Address of Applicant (Include ZIP Code) Valent BioSciences Corporation 870 Technology Way Libertyville, IL 60048 <input type="checkbox"/> Check if this is a new address		6. Expedited Review. In accordance with FIFRA Section 3(c)(3) (b)(i), my product is similar or identical in composition and labeling to: NOTIFICATION EPA Reg. No. _____ JUN 19 2009 Product Name _____

Section - II

<input type="checkbox"/> Amendment - Explain below.	<input type="checkbox"/> Final printed labels in response to Agency letter dated _____
<input type="checkbox"/> Resubmission in response to Agency letter dated _____	<input type="checkbox"/> "Me Too" Application.
<input checked="" type="checkbox"/> Notification - Explain below.	<input type="checkbox"/> Other - Explain below.

Explanation: Use additional page(s) if necessary. (For section I and Section II.) Notification of label change relative to PR Notice 2008-1 and PR-Notice 2007-4. This notification is consistent with the guidance in PR Notice 2008-1 and PR-Notice 2007-4 and the requirements of EPA's regulations at 40 CFR 156.10, 156.80, 152.46, 156.140, 156.144, 156.146, and 156.156, and no other changes have been made to the labeling or the confidential statement of formula of this product. I understand that it is a violation of 18 U.S.C. Sec. 1001 to willfully make any false statement to EPA. I further understand that if this notification is not consistent with the guidance of PR Notice 2008-1, PR-Notice 2007-4 and the requirements of 40 CFR 156.10, 40 CFR 156.80 and 40 CFR 152.46, 156.140, 156.144, 156.146, and 156.156 this product may be in violation of FIFRA and I may be subject to enforcement action and penalties under sections 12 and 14 of FIFRA.

Notification of revised container disposal instructions per PR Notice 2007-4 and revised Environmental Hazards statements per PR Notice 2008-1

Section - III

1. Material This Product Will Be Packaged In:				2. Type of Container	
Child-Resistant Packaging <input type="checkbox"/> Yes <input checked="" type="checkbox"/> No	Unit Packaging <input type="checkbox"/> Yes <input checked="" type="checkbox"/> No	Water Soluble Packaging <input type="checkbox"/> Yes <input checked="" type="checkbox"/> No		<input checked="" type="checkbox"/> Metal <input type="checkbox"/> Plastic <input type="checkbox"/> Glass <input type="checkbox"/> Paper <input type="checkbox"/> Other (Specify) _____	
* Certification must be submitted		If "Yes" Unit Packaging wgt.	No. per container	If "Yes" Package wgt.	No. per container
3. Location of Net Contents Information <input checked="" type="checkbox"/> Label <input type="checkbox"/> Container		4. Size(s) Retail Container 1 pt to 1.5 gallons		5. Location of Label Directions <input checked="" type="checkbox"/> on label	
6. Manner in Which Label is Affixed to Product		<input checked="" type="checkbox"/> Lithograph <input checked="" type="checkbox"/> Paper glued <input type="checkbox"/> Stenciled <input type="checkbox"/> Other _____			

Section - IV

1. Contact Point (Complete items directly below for identification of individual to be contacted, if necessary, to process this application.)					
Name Nasser Assaf, Ph.D.		Title Regulatory Manager, ESD		Telephone No. (Include Area Code) (847) 968-4844	
Certification I certify that the statements I have made on this form and all attachments thereto are true, accurate and complete. I acknowledge that any knowingly false or misleading statement may be punishable by fine or imprisonment or both under applicable law.					6. Date Application Received (Stamped)
2. Signature NAASSAF		3. Title Regulatory Manager, ESD			
4. Typed Name Nasser Assaf, Ph.D.		5. Date May 28, 2009			

UltraTec® HPC 2**[• For Indoor And Outdoor Use**

- Ready-To-Use
- Water-Based
- Kills On Contact
- Kills Fast
- Long-Lasting
- Keeps Killing German Cockroaches For Up To 3 Months [12 Weeks]
- Keeps Killing German Cockroaches For Up To 9 Months [36 Weeks] on Non-Porous Surfaces
- Kills Fleas
- Keeps Killing Houseflies For Up To 5 Months [20 Weeks]
- Kills Mosquitoes
- Keeps Killing Carpenter Ants For Up To 4 Weeks [30 Days, 1 Month] When Applied To Non-Porous Surfaces
- Controls Ticks That May Transmit Lyme Disease
- Keeps Killing Stable Flies For Up To 4 Months [18 Weeks]
- Odorless
- Non-Staining
- No Oily [Greasy] Residue
- For Use In And Around Horse Stables
- For Use On House Plants
- For Use On Ornamental Plants
- Kills Fleas & Ticks
- Kills Spiders, Centipedes And Scorpions
- Kills Roaches, Ants And Fleas On Contact
- Kills Aphids, Mealy Bugs, Lace Bugs, Thrips, Leafminers And Mites
- Kills Spider Mites
- Kills Japanese Beetles
- Plus Kills Ants, Fleas, Ticks, Crickets, Spiders, Flies & Other Listed Pests
- Also Controls: Carpenter Ants & Carpenter Bees
- 100% Satisfaction Guaranteed
- This product kills on contact, is non-staining, leaves no oily residue, is long-lasting and gives you immediate results when spraying insects directly.]

ACTIVE INGREDIENT:

Deltamethrin0.02%

OTHER INGREDIENTS:99.98%

100.00%

PRECAUCION AL USUARIO: Si usted no lee ingles, no use este producto hasta que la etiqueta le haya sido explicado ampliamente.

(TO THE USER: If you cannot read English, do not use this product until the label has been fully explained to you.)

EPA Reg. No.: 73049-185**EPA Est. No.:**

KEEP OUT OF REACH OF CHILDREN
CAUTION

See Side Panel for Additional Precautions

NET CONTENTS:**NOTIFICATION**

JUN 19 2009

In case of medical emergencies or health and safety inquiries, or in case of fire, leaking or damaged containers, information may be obtained by calling 1-877-315-9819.

PRECAUTIONARY STATEMENTS

Hazards To Humans & Domestic Animals

CAUTION

Contact with product may result in transient tingling and reddening of the skin. Avoid contact with skin or clothing. Wash thoroughly with soap and water after handling and before eating, drinking, chewing gum, or using tobacco.

Environmental Hazards

This product is extremely toxic to fish and aquatic invertebrates. ~~Do not apply directly to water. Do not contaminate water when disposing of washwater or rinsate.~~ To protect the environment, do not allow pesticide to enter or run off into storm drains, drainage ditches, gutters or surface waters. Applying this product in calm weather when rain is not predicted for the next 24 hours will help to ensure that wind or rain does not blow or wash pesticide off the treatment area. This product is highly toxic to bees exposed to direct treatment or residues on blooming crops or weeds. Do not apply this product or allow it to drift to blooming crops or weeds if bees are visiting the treatment area.

Physical or Chemical Hazards

Do not apply this product in or on electrical equipment due to possibility of shock hazard.

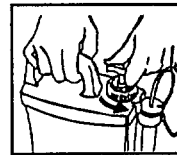
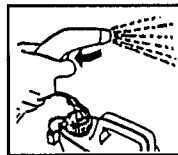
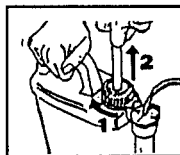
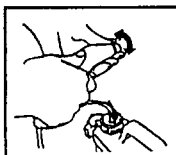
READ THE LABEL FIRST!

DIRECTIONS FOR USE

It is a violation of Federal law to use this product in a manner inconsistent with its labeling.

General Information: Hold container upright. Do not spray up into air. Apply to surfaces only as a spot and crack & crevice treatment. [Turn sprayer nozzle to "on" position.] Hold approximately 12 inches from surface to be sprayed. Squeeze trigger to spray until surface is slightly moist but not to the point of runoff. Over application may cause damage. Test in an inconspicuous area before applying.

Alternate Packaging Instructions:



Prepare Sprayer:

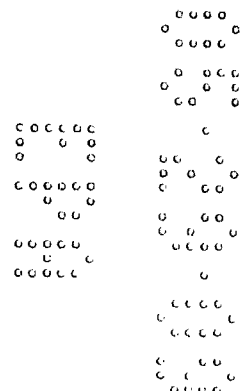
- Remove sprayer.
- Turn T-handle clockwise to unlock.
- Point sprayer away from body and adjust nozzle.
- Grasp bottle handle firmly.
- Pull up on T-handle.

Spray:

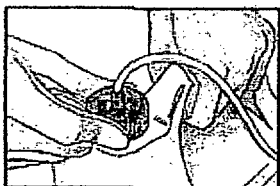
- Squeeze trigger to spray.
- Pull up on T-handle, when spray stops.

After Use:


- Turn T-handle counter-clockwise to lock for storage.



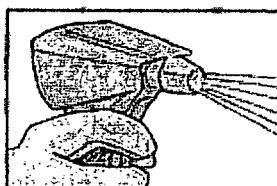
Alternate Packaging Instructions:

IMPORTANT! – READ BEFORE USE

How to Attach Sprayer to Bottle ■ Remove Power Sprayer and hose from side carrier. ■ Replace bottle cap with cap attached to Power Sprayer hose.



Prepare to Spray ■ Point Sprayer away from body. ■ Adjust nozzle to desired setting. [Do not turn past "X" position.] ■ Slide safety switch to ON position.



Spray ■ Squeeze trigger to dispense product. Sprayer may require several seconds to prime before spraying.

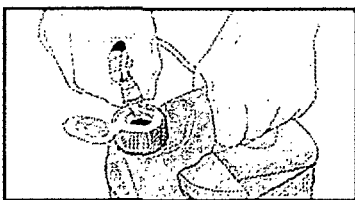
After Use

■ Slide safety switch to LOCK position. ■ Return Power Sprayer to side carrier for storage.

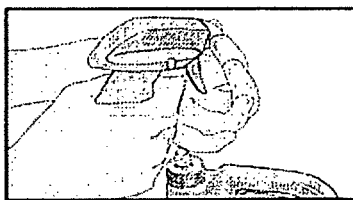


4 AA Batteries Included
For important battery information – see booklet.

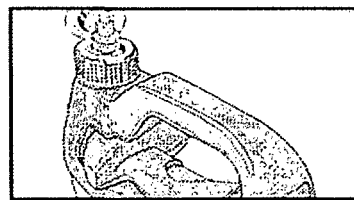
Alternate Packaging Instructions:

**Attach Sprayer**

- Remove sprayer from bottle and extend hose.
- Open flip-cap on bottle.
- Insert hose and plug into flip-cap opening until it snaps into place.

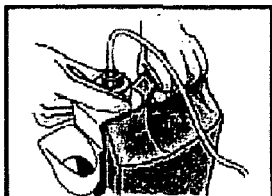
**Spray**

- Adjust nozzle to stream or spray position.
- Point sprayer downward and squeeze trigger repeatedly until liquid is released.

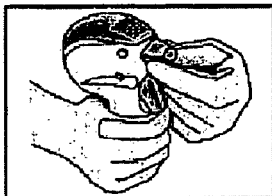
**After Use**

- Turn sprayer nozzle to X (off) position. Do not unplug hose.
- Return sprayer to bottle. Sprayer will snap into place.

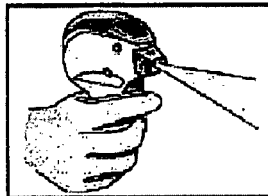
Alternate Packaging Instructions:



How to Attach Sprayer to Bottle • Remove Power Sprayer from side carrier. • Pull battery tab to remove. • Fully extend hose from bottom of sprayer. • Open flip-cap on bottle. • Insert hose and plug into flip-cap opening until it snaps into place.



How to Spray • Point Power Sprayer away from body. • Adjust sprayer nozzle to desired setting. • Squeeze trigger to dispense product. Sprayer may require several seconds to prime before spraying.



After Use • Turn sprayer nozzle to X (off) position. Do not unplug hose. • Return Power Sprayer to side carrier for storage. • Do Not reuse Power Sprayer with any other product or on any other container.

**Proper use of Batteries**

- Never mix old batteries with new.
- Do Not mix Alkaline with Standard (carbon zinc) or Rechargeable (nickel cadmium) batteries.
- When replacing batteries, follow diagram inside battery compartment.
- When storing sprayer at end of season, remove batteries to prevent leakage.
- Follow manufacturer's recommendations for disposal of batteries.

60910

Do not allow children or pets to contact treated surfaces until spray has dried.

UltraTec HPC 2 keeps on killing **German Cockroaches** for up to 3 months [9 months on non-porous surfaces] after you spray; keeps on killing **Flies** for up to 4 (5) months [16 (20) weeks, 120 days] after you spray.

UltraTec HPC 2 kills on contact. Contact kill gives you immediate results when spraying insects directly.

[Quick Facts] [Kills] [Where to Use] (Table with list of selected pests and sites from label text)

UltraTec HPC 2 Insecticide is intended to be used in and around residences and their immediate surroundings such as (but not limited to): **apartments, atriums, attics, automobiles, basements, bathrooms, boats, cabins, campers, carports, cat sleeping quarters, clothes storage, condominiums, decks, dens, driveways, garages, gazebos, homes, kitchens, lanais, living rooms, parlors, patios, pet sleeping areas, play rooms, porches, recreational vehicles, rooms, solariums, storage areas, sun rooms, utility rooms and verandas.** Do not use in commercial food handling establishments, restaurants or other places where food is commercially prepared or processed.

INDOORS:

Cockroaches (Including Adult And Immature Stages Of Both Non-Resistant And Organophosphate And Carbamate Resistant Strains), Ants, Boxelder Bugs, Centipedes, Crickets, Dermestids, Firebrats, Fleas, Palmetto Bugs, Silverfish, Sowbugs, Ticks and Waterbugs: Controls **German Cockroaches** for up to 3 months [on porous surfaces] [9 months on non-porous surfaces]. Apply as a spot and crack & crevice treatment to areas where these pests crawl and hide, especially in hidden areas around sinks and storage areas, behind baseboards, around doors and windows, behind and under refrigerators, cabinets, sinks and stoves, the underside of shelves, drawers, bookcases, and similar areas. For **Ticks**, spray surfaces until moist. Cover all food handling surfaces and cover or remove all food and cooking utensils or wash thoroughly after treatment. Exposed food should be covered or removed. Repeat as necessary but not more than once per week.

[**Roaches:** Spray in cracks and crevices, around baseboards and other hiding places.]

Ants: Spray ant trails and around doors and windows and other places where ants enter the house.

Carpenter Ants: For effective control, locate and treat nests and surrounding areas. Apply around doors and windows and other places where ants enter premises and where they crawl and hide. Spray into infested wood through existing openings.

Ticks (Including Ticks That May Transmit Lyme Disease) and Fleas ON SURFACES: Remove pet bedding and destroy or clean thoroughly. Spray pet resting quarters until moist. **Adult Fleas and Larvae** contacted by spray will be killed. Put fresh bedding down once spray has dried. Do not spray animals directly. For best results, pets should be treated with an appropriate flea and/or tick control product registered for use on pets before allowing them to return to the treated area. Spray rugs and carpets where infestations are bad. Delicate fabrics should be tested for staining in an inconspicuous area prior to use.

Spiders: Apply along and behind baseboards, to window and door frames, corners, pipes, storage localities, attics, crawl spaces and other areas over which these pests may crawl.

Centipedes, Ground Beetles, Pillbugs, Sowbugs, Scorpions and Ticks: Apply around doors and windows and other places where these pests may enter premises. For **Ticks**, spray surfaces until moist. Treat baseboards, storage areas and other locations where these pests are found.

[**Silverfish, Crickets, Spiders:** Apply to areas infested by these pests.]

FLYING INSECTS: *Houseflies, Gnats, Mosquitoes* and *Small Flying Moths*: Spray localized resting areas, such as under eaves, porches, inside surfaces of window and door frames, surfaces around light fixtures and cords, railings, etc. and anywhere these insects may rest. Insects coming to rest on treated surfaces will be killed.

[FLYING INSECTS: Spray resting areas. Insects coming to rest on treated surfaces will be killed.]

HORSE STABLES: To Control ***Stable Flies, Horn Flies, Houseflies, Face Flies, Horse Flies, Deer Flies, Mosquitoes* and *Gnats***. Apply thoroughly to surfaces until wet. Insects coming to rest on treated surfaces will be killed or repelled. Repeat treatment as necessary but not more than once per week. Do not spray animals or humans, or apply to animal feed or watering equipment. Controls ***Stable Flies*** for up to 4 months.

PANTRY PESTS - *Grain Beetles (Rusty, Merchant and Saw-Toothed), Flour Beetles (Red and Confused), Chocolate Moths, Cigarette Beetles, Clover Mites, Cluster Flies, Drugstore Beetles, Elmleaf Beetles, Rice Weevils, Lesser Grain Borers, Spider Beetles* and *Tobacco Moths*: Treat exposed stages. Remove all food-stuffs, utensils and shelf paper from area to be treated. Discard used shelf paper and any infested foodstuffs. Apply spray to shelves and in cracks and crevices behind and under cupboards and cabinets. Allow to dry prior to replacement of shelf paper, food and utensils. Wash any exposed food handling surfaces and utensils before use.

***Carpet Beetles (Black, Furniture and Varied)*:** Spray on and under edges of floor coverings, under rugs and furniture and in closets or other localities where these insects are found.

***Webbing Clothes Moths*:** Use this product as a crack and crevice treatment in closets and other storage areas where these pests are found. This is an adjunct treatment and will not control moth larvae already on clothes. Do not apply to clothing.

***Bedbugs*:** Remove linens and wash before reuse. Lightly spray mattresses, especially tufts, folds and edges. Apply to the interior of the frame. Allow to dry before remaking bed.

Also, treat your yard with a product registered for yard application.

OUTDOORS:

Remove all exposed food and cooking utensils. Cover all food handling surfaces or wash thoroughly after treatment and before use. Do not use on edible crops.

For outdoor use only as an aid in controlling these insects.

Point sprayer away from face. Hold sprayer on a slight downward angle, approximately 12 inches from surface to be sprayed. Spray with wind if breeze is blowing. Do not contaminate fish ponds or apply directly to water.

PESTS ON OUTSIDE SURFACES OF BUILDINGS: For control of building infestation to ***Ants, Clover Mites, Crickets* and *Sowbugs (Pillbugs)***. Spray foundation of building where insects are active and may find entrance up to a height of 2 to 3 feet. Apply to outside surfaces of buildings where insects tend to congregate. Spray areas include (but are not limited to) screens, window frames, eaves, porches, patios, garages and refuse dumps. Repeat treatment as necessary but not more than once per week.

CRAWLING INSECTS: *Ants, Cockroaches (Including Asian Cockroaches), Centipedes, Crickets, Mole Crickets, Waterbugs* and *Silverfish*. Hold can 12 to 18 inches from surface to be treated and spray in infested surface of patio or picnic area, hitting as many insects as possible. Spray to slightly moisten the surface. Also spray legs of tables and chairs.

***Ants*:** Spray freely around ant trails and hills. Spray around nests hidden under steps, brickwork, concrete, etc. Break apart accessible nests and spray freely on and around debris. Repeat as necessary but not more than once per week.

[**Ants**: Spray ant trails and hills. If nest can be located, spray surface of nest until wet.]

Lone Star Ticks, Dog Ticks, Crickets and **Fleas**: Apply thoroughly to infestation in bushes, grass or weeds.

Wasps, Hornets, Yellow Jackets and **Bees**: Spray nests and other surfaces where bees may rest. Aim spray at nest openings. Applications should be made late in the evening when insects are at rest.

FLYING INSECTS: **Houseflies, Gnats, Mosquitoes** and **Small Flying Moths**: Spray outside surfaces of window and door frames and other areas where these pests may enter the home. Also spray localized resting areas, such as under eaves, porches, surfaces around light fixtures and cords, railings, etc. where these insects may rest. Insects coming to rest on treated surfaces will be killed.

Termites, Carpenter Ants and **Carpenter Bees**: (for localized control only) Apply UltraTec HPC 2 Insecticide to voids or channels in damaged wood of a structure, or to cracks, crevices and spaces in and between wooden portions of a structure or between wood and the foundation, in locations vulnerable to attack such as crawl spaces.

For **Termites**, the purpose of such applications is to kill workers or winged forms which may be present in the treated areas at the time of application. Not recommended as sole protection against termites. For active infestations, get a professional inspection. Such applications are not a substitute for mechanical alteration, soil treatment or foundation treatment but are merely a supplement. For severe termite infestation, contact a professional pest control operator in your area.

HOUSE PLANTS: To control **Aphids, Japanese Beetles, Lace Bugs, Leafminers, Mealy Bugs, Mites** and **Spider Mites** on house plants. Prior to spraying, remove plants from living and eating areas. Put in an area not likely to come in contact with pets, children or food. Plants can be returned to original location when leaves dry. If plants cannot be moved, cover or remove exposed food and food handling surfaces. Avoid spraying surrounding areas.

Apply spray to upper and lower surfaces of foliage. Avoid wetting blossoms if possible. Repeat applications as necessary but not more than once per week.

FOR CONTROL OF ORNAMENTAL GARDEN INSECTS: For use on roses, dahlias, asters and other ornamentals to kill **Japanese Beetles** hit by spray, as well as **Whiteflies, Aphids, Armyworms, Lace Bugs, Mealy Bugs, Exposed Thrips, Pavement Ants, Spiders, Spider** and **Red Mites, Clover Mites** and **Leafminers**.

Not for use on plants grown for sale or other commercial use.

May be used on plants, as well as a multi-purpose spray in small ornamental gardens and for spot treatments to prevent insects from spreading into large garden areas.

May also be used on other plants such as African violets, asters, azaleas, begonias, camellias, carnations, chrysanthemums, delphiniums, dogwood, English ivy, euonymus, fuschia, geraniums, crassula, grape vine, Kentia palm, laurel, marigolds, rhododendrons, rubber plants, snapdragons, stocks, wandering Jews and zinnias.

When spraying plants, do not operate closer than 18 inches. Use sweeping motion. Be cautious about wetting tender foliage, young plants and new growth. Do not spray plants when temperatures exceed 90°F. DO NOT apply to vegetable plants or other plants used for food. Spray insects directly whenever possible.

STORAGE AND DISPOSAL

Storage: Store in a cool, dry area away from [inaccessible to] children. [Do not transport or store below 32°F (0°C).] [Protect from freezing.] [Store above 32°F.] If freezing occurs, allow product to thaw and shake well before using [use]. [Some product separation may occur on freezing which is reversible on shaking.] Freezing does not adversely affect [this product] [performance].

Container Disposal: *If empty:* Non-refillable container. Do not reuse or refill this container. Place in trash or offer for recycling if available. *If partly filled:* Call your local solid waste agency or 1-800-CLEANUP for disposal instructions. Never place unused product down any indoor or outdoor drain.

IMPORTANT: READ BEFORE USE

Read the entire Directions for Use, Conditions, Disclaimer of Warranties and Limitations of Liability before using this product. If terms are not acceptable, return the unopened product container at once.

By using this product, user or buyer accepts the following conditions, disclaimer of warranties and limitations of liability.

CONDITIONS: The directions for use of this product are believed to be adequate and must be followed carefully. However, it is impossible to eliminate all risks associated with the use of this product.

Ineffectiveness or other unintended consequences may result because of such factors as weather conditions, presence of other materials, or the manner of use or application, all of which are beyond the control of Valent BioSciences Corporation. All such risks shall be assumed by the user or buyer.

DISCLAIMER OF WARRANTIES: TO THE EXTENT CONSISTENT WITH APPLICABLE LAW, VALENT BIOSCIENCES CORPORATION MAKES NO OTHER WARRANTIES, EXPRESS OR IMPLIED, OF MERCHANTABILITY OR OF FITNESS FOR A PARTICULAR PURPOSE OR OTHERWISE, THAT EXTEND BEYOND THE STATEMENTS MADE ON THIS LABEL. No agent of Valent BioSciences Corporation is authorized to make any warranties beyond those contained herein or to modify the warranties contained herein. To the extent consistent with applicable law, any warranties having been made, express or implied, are not applicable if the product has been used contrary to label directions, under abnormal conditions, or under conditions not reasonably foreseeable to Valent BioSciences Corporation, and buyer assumes the risk of any such use to the extent permitted by law. To the extent consistent with applicable law, Valent BioSciences Corporation disclaims any liability whatsoever for special, incidental or consequential damages resulting from the use or handling of this product.

LIMITATIONS OF LIABILITY: TO THE EXTENT CONSISTENT WITH APPLICABLE LAW, THE EXCLUSIVE REMEDY OF THE USER OR BUYER FOR ANY AND ALL LOSSES, INJURIES OR DAMAGES RESULTING FROM THE USE OR HANDLING OF THIS PRODUCT, WHETHER IN CONTRACT, WARRANTY, TORT, NEGLIGENCE, STRICT LIABILITY OR OTHERWISE, SHALL NOT EXCEED THE PURCHASE PRICE PAID, OR AT VALENT BIOSCIENCES CORPORATION'S ELECTION, THE REPLACEMENT OF PRODUCT.

©Valent BioSciences Corporation, 2009

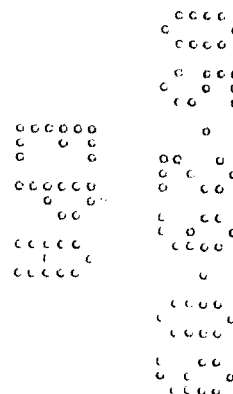
[Money Back Guarantee: If you are not satisfied with this product, we will gladly refund your original purchase price.]

UltraTec is a registered trademark of Valent BioSciences Corporation.

Valent BioSciences Corporation
Environmental Science Division
 870 Technology Way
 Libertyville, IL 60048
 02-0661/R5

Alternate front panel bullets:

- **Easy-To-Use**
- **No Drips - No Runs**
- **Stays Where You Put It**
- **Does Not Stain Surfaces**
- **Does Not Stain Fabrics**



10 of 10

- *Contains Deltamethrin – The Third Generation Pyrethroid*
- *Contains UltraTec*
- *No Shaking Required*
- *No Shake Formula*
- *No Drip Formula*
- *Kills Home Invading Pests*
- *Kills Pantry Pests*
- *Kills Plant Pests*

[Indicates alternate text]

NOTIFICATION

JUN 19 2009