



UNITED STATES ENVIRONMENTAL PROTECTION AGENCY  
WASHINGTON, D.C. 20460

OFFICE OF CHEMICAL SAFETY  
AND POLLUTION PREVENTION

May 1, 2023

Georgia Anastasiou  
Consultant  
Lewis & Harrison, LLC  
a/o Chrysal International BV  
2461 S. Clark St., Suite 710  
Arlington, VA 22202

Subject: Non-PRIA (Pesticide Registration Improvement Act) Labeling Amendment, as follows:

- Create sublabels for agricultural use and non-agricultural use.
- Make minor updates to the directions for use for 25 liter containers and potted plants.
- Add optional flower graphics that may appear on the labeling.
- Add optional marketing language pertaining to Chrysal's sustainability program.
- Update the product names referenced in the Procedure to Recover Silver from Solution section.
- Add brackets clarifying the potted plants directions is optional language.
- Correct minor typographical errors.

Product Name: Chrysal AVB  
EPA Registration Number: 72992-1  
EPA Receipt Date: 01/17/2023  
Action Case Number: 00425603

Dear Ms. Anastasiou:

The amended labeling referred to above, submitted in connection with registration under the Federal Insecticide, Fungicide, and Rodenticide Act (FIFRA), as amended, is acceptable.

This approval does not affect any terms or conditions that were previously imposed on this registration. You continue to be subject to existing terms or conditions on your registration and any deadlines connected with them.

A stamped copy of your labeling is enclosed for your records. This labeling supersedes all previously accepted labeling. You must submit one (1) copy of the final printed labeling before you release this product for shipment with the new labeling. In accordance with 40 CFR § 152.130(c), you may distribute or sell this product under the previously approved labeling for 18 months from the date of this letter. After 18 months, you may only distribute or sell this product if it bears this new revised labeling or subsequently approved labeling. "To distribute or sell" is defined under FIFRA section 2(gg) and its implementing regulation at 40 CFR § 152.3.

Should you wish to add/retain a reference to your company's website on your label, then please be aware that the website becomes labeling under FIFRA and is subject to review by the U.S. Environmental Protection Agency (EPA). If the website is false or misleading, the product will be considered to be misbranded and sale or distribution of the product is unlawful under FIFRA section 12(a)(1)(E). 40 CFR § 156.10(a)(5) lists examples of statements the EPA may consider false or


Page 2 of 2  
EPA Reg. No. 72992-1  
Action Case No. 00425603

misleading. In addition, regardless of whether a website is referenced on your product's label, claims made on the website may not substantially differ from those claims approved through the registration process. Therefore, should the EPA find or if it is brought to our attention that a website contains statements or claims substantially differing from statements or claims made in connection with obtaining a FIFRA section 3 registration, the website will be referred to the EPA's Office of Enforcement and Compliance Assurance.

Your release for shipment of this product constitutes acceptance of these terms. If these terms are not complied with, this registration will be subject to cancellation in accordance with FIFRA section 6.

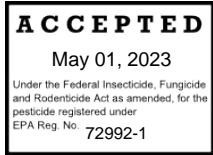
If you have any questions, please contact Sydnie Hetzel by phone at (202) 566-1606 or via email at [hetzel.sydnie@epa.gov](mailto:hetzel.sydnie@epa.gov).

Sincerely,

A handwritten signature in blue ink, appearing to read "James Parker", is written over a thin blue horizontal line.

James Parker, Team Leader  
Biochemical Pesticides Branch  
Biopesticides and Pollution  
Prevention Division (7511M)  
Office of Pesticide Programs

Enclosure



MASTER LABEL  
**CHRYSAL AVB**

**Sub-label A: Agricultural Use Label (Pages 2-6)**  
**Sub-label B: Non-Agricultural Use Label (Pages 7-11)**

**ACTIVE INGREDIENT:**  
Silver Nitrate .....2.83%  
**INERT INGREDIENTS:** .....97.17%  
**TOTAL** .....100.00%

**KEEP OUT OF REACH OF CHILDREN**

**CAUTION**

EPA Registration No.: 72992-1  
EPA Establishment No.:

**Net Contents: (1 LITER/33.8 fl oz)**  
(For 1000 – 2000 liters/264-528 gal of [ready-to-use] solution)  
**(20 LITERS / 5.28 GALLONS)**  
(For 20,000 – 40,000 liters/5,280-10,560 gal of [ready-to-use] solution)  
**(25 LITERS/ 6.6 GALLONS)**  
(For 25,000 liters/6,600 gallons of [ready-to-use] solution)  
**(200ML/6.76 fl.oz.)**

Sub-label A: Agricultural Use Label

# CHRYSAL AVB

[Post harvest] Conditioner for ethylene sensitive [cut flowers] and [potted plants]  
[Conditioner for carnation, lily and other ethylene sensitive [cut flowers] and [potted plants]]  
Anti-Ethylene Treatment

This product is for preventing the formation of ethylene by [cut flowers] and [potted plants] to avoid premature shrinking or dropping of buds, blooms and leaves. It also protects [cut flowers] and [potted plants] from external ethylene gas. Cut flowers and potted plants treated with Chrysal AVB generally achieve a significantly longer shelf life.



**ACTIVE INGREDIENT:**

Silver Nitrate .....2.83%

**INERT INGREDIENTS:** .....97.17%

**TOTAL** .....100.00%

**KEEP OUT OF REACH OF CHILDREN**

## CAUTION

FIRST AID	
If swallowed	<ul style="list-style-type: none"> <li>• Call a poison control center or doctor immediately for treatment advice.</li> <li>• Have person sip a glass of water if able to swallow.</li> <li>• Do not induce vomiting unless told to do so by the poison control center or doctor.</li> <li>• Do not give anything to an unconscious person.</li> </ul>
If on skin or clothing	<ul style="list-style-type: none"> <li>• Take off contaminated clothing.</li> <li>• Rinse skin immediately with plenty of water for 15-20 minutes.</li> <li>• Call a poison control center or doctor for treatment advice.</li> </ul>
If inhaled	<ul style="list-style-type: none"> <li>• Move person to fresh air.</li> <li>• If person is not breathing, call 911 or an ambulance, then give artificial respiration, preferably by mouth-to-mouth, if possible.</li> <li>• Call a poison control center or doctor for further treatment advice.</li> </ul>

In case of an emergency call XXX-XXX-XXXX. Have the product container or label with you when calling a poison control center or doctor, or going for treatment.

[See back panel for [First Aid][and][Precautionary Statements]].

[[See] [insert] [booklet] [pull-out] [inside label] [for] [Pull] [Open] here to see] [Directions for Use] [and] [Storage & Disposal]].

### PRECAUTIONARY STATEMENTS

#### HAZARDS TO HUMANS AND DOMESTIC ANIMALS

**CAUTION:** Harmful if swallowed or absorbed through skin. Avoid contact with skin, eyes or clothing. Wash thoroughly with soap and water after handling and before eating, drinking, chewing gum, using tobacco or using the toilet.

## PERSONAL PROTECTIVE EQUIPMENT (PPE)

To prevent contact, workers mixing solution and handling treated flowers and potted plants must wear waterproof gloves, covering hands, wrists and lower forearms, waterproof apron, long-sleeved shirt and long pants, socks and shoes. Follow the manufacturer's instructions for cleaning/maintaining PPE. If no such instructions for washables, use detergent and hot water. Keep and wash PPE separately from other laundry

## USER SAFETY RECOMMENDATIONS

Users should remove clothing/PPE immediately if pesticide gets inside. Then wash thoroughly and put on clean clothing.

## ENVIRONMENTAL HAZARDS

Do not contaminate water when disposing of equipment wash waters. This product is toxic to fish and aquatic invertebrates.

## DIRECTIONS FOR USE

It is a violation of Federal law to use this product in a manner inconsistent with its labeling.

For any requirements specific to your State or Tribe, consult the State or Tribal agency responsible for pesticide regulation. Do not apply this product in a way that will contact workers or other persons, either directly or through drift. Only protected handlers may be in the area during application.

## AGRICULTURAL USE REQUIREMENTS

Use this product only in accordance with its labeling and with the Worker Protection Standard, 40 CFR Part 170. This Standard contains requirements for the protection of agricultural workers on farms, forests, nurseries and greenhouses, and handlers of agricultural pesticides. It contains requirements for training, decontamination, notification and emergency assistance. It also contains specific instructions and exceptions pertaining to the statements on this label about personal protective equipment (PPE), restricted-entry interval, and notification to workers. The requirements in this box apply only to users of this product that are covered by the Worker Protection Standard.

Do not enter or allow worker entry into treated areas during the restricted-entry interval (REI) of 4 hours

For early entry into treated areas that is permitted under the Worker Protection Standard and that involves contact with anything that has been treated, such as plants, soil, or water, wear:

- coveralls
- waterproof gloves
- shoes plus socks

*[Directions for use for Cut Flowers [and Potted Plants]]*

Chrysal AVB is a cut flower [and potted plant conditioner] for use by the grower to avoid premature shrinking or dropping of buds or blooms and leaves. For use on standard and spray carnation and other ethylene sensitive cut flowers such as Aconitum, Alstroemeria, Antirrhinum, Aquilegia, Asclepias, Bouvardia, Brodiaea, Campanula, Chaumelaucium, Cattleya hybride, Crocosmia, Delphinium, Dendrobium, Dianthus, Dicentra, Eremurus, Euphorbia fulgens, Freesia, Gladiolus, Gypsophila, Ixia, Kniphofia, Lathyrus, Lavatera, Lilium, Oncidium, Paphiopedilum, Phlox, Physostegia, Scabiosa, Silene, and Veronica. [Also for use on ethylene sensitive potted plants like Campanula, Cyclamen, Dianthus, Ficus, Kalanchoe, Phalaenopsis, Rhipsalidopsis, Schlumbergera and Zygocactus.]

The following directions must always be followed:

*[For 1 Liter containers use the following directions:]*

1. Mix 0.5 ml (0.017 fl. oz.) (Alstroemeria, Euphorbia fulgens) or 1 ml (0.034 fl. oz.) (other cut flowers [and potted plants]) of solution per liter (quart) of water in a non-metallic container. The contents of the screw cap are 35 ml (1.2 fl. oz.).
2. *[For Cut Flowers use the following directions]* Place cut flowers in prepared solution immediately after cutting for a minimum of 4 hours and a maximum of 72 hours. Lilies must be treated for a minimum of 4 hours and a maximum of 36 hours. Collect excess and spilled Chrysal AVB solution in a container and follow the disposal directions or the procedure to recover the silver from the solution.

*[[For Potted Plants use the following directions]]* Spray potted plants until run-off just prior to shipment. For optimal results an additional spray may be applied 8 to 14 days prior to shipment. It is advised to perform the treatment at the end of the day while avoiding direct sunlight. Spray directly on the leaves, buds and flowers of potted plants. Avoid excess spray and spraying onto soils or other substrates. Collect excess spray and spilled Chrysal AVB solution in a container and follow the disposal directions or the procedure to recover the silver from the solution.]

3. Prepare use-solution as needed. This solution may be used for up to one week.

*[For 25 Liter containers use the following directions:]*

1. Mix 0.5 ml (0.017 fl. oz.) (Alstroemeria, Euphorbia fulgens) or 1 ml (0.034 fl. oz.) (other cut flowers [and potted plants]) of solution per liter (quart) of water in a non-metallic container.
2. *[For Cut Flowers use the following directions]* Place cut flowers in prepared solution immediately after cutting for a minimum of 4 hours and a maximum of 72 hours. Lilies must be treated for a minimum of 4 hours and a maximum of 36 hours. Collect excess and spilled Chrysal AVB solution in a container and follow the disposal directions or the procedure to recover the silver from the solution.

*[[For Potted Plants use the following directions]]* Spray potted plants until run-off just prior to shipment. For optimal results an additional spray may be applied 8 to 14 days prior to shipment. It is advised to perform the treatment at the end of the day while avoiding direct sunlight. Spray directly on the leaves, buds and flowers of potted plants. Avoid excess spray and spraying onto soils or other substrates. Collect excess spray and spilled Chrysal AVB solution in a container and follow the disposal directions or the procedure to recover the silver from the solution.]

3. Prepare use-solution as needed. This solution may be used for up to one week.

*[Directions for use for Potted Plants Only]*

Chrysal AVB is a potted plant conditioner for use by the grower to avoid premature shrinking or dropping of buds or blooms and leaves caused by transport stress situations and to extend retail shelf life. For use on ethylene sensitive potted plants like Campanula, Cyclamen, Dahlia, Dianthus, Ficus, Hibiscus, Hydrangea, Kalanchoe, Lobelia, Pelargonium (geranium), Petunia, Platycodon, Rhipsalidopsis, Rose, Schlumbergera, Viola (pansy), and Zygocactus. Chrysal AVB may be applied to plants growing in containers, pots, flats, trays, etc.

The following directions must always be followed:

1. Mix 1 ml (0.034 fl. oz.) of solution per liter (quart) of water in a non-metallic container.
2. Spray potted plants until run-off just prior to shipment. For optimal results to protect against ethylene, keep time between application and shipping of plants as short as possible. It is advised to perform the treatment at the end of the day while avoiding direct sunlight. Spray directly on the leaves, buds and flowers of potted plants. Avoid excess spray and spraying onto soils or other substrates. Collect excess spray and spilled Chrysal AVB solution in a container and follow the disposal directions or the procedure to recover the silver from the solution.
3. Prepare no more spray solution as needed for application, otherwise follow disposal instruction. The spray-solution may be used for up to one week.

#### Plant Phytotoxicity

Chrysal AVB has been shown not to be phytotoxic when applied at the recommended rates to many varieties of ornamental plants. However, due to the large number of genera, species and varieties of potted plants, it is not possible to test every one for plant safety. The professional user should conduct small scale testing at the recommended rates to ensure plant safety prior to broad scale commercial use.

## STORAGE AND DISPOSAL

Do not contaminate water, soil, food, or feed by storage and disposal.

**Storage:** Store in a cool, dark, frost-free place in the original tightly closed container away from children and pets.

**Pesticide Disposal:** Pesticide wastes are toxic. Improper disposal of excess pesticide, spray mixture or rinsate is a violation of Federal Law. If these wastes cannot be disposed of by use according to label instructions, contact your State Pesticide or Environmental Control Agency, or the Hazardous Waste representative at the nearest EPA Regional Office for guidance.

*(For containers equal to or less than 5 gallons)*

**Container Handling:** Non-refillable container. Do not reuse or refill this container. Triple rinse container (or equivalent) promptly after emptying. Triple rinse as follows: Empty the remaining contents into application equipment or a mix tank and drain for 10 seconds after the flow begins to drip. Fill the container  $\frac{1}{4}$  full with water and recap. Shake for 10 seconds. Pour rinsate into application equipment or a mix tank or store rinsate for later use or disposal. Drain for 10 seconds after the flow begins to drip. Repeat this procedure two more times. Then offer for recycling or reconditioning, or puncture and dispose of empty bottle in a sanitary landfill or by incineration, or, if allowed by state and local authorities, by burning. If burned, stay out of smoke.

*(For containers greater than 5 gallons)*

**Container Handling:** Non-refillable container. Do not reuse or refill this container. Triple rinse container (or equivalent) promptly after emptying. Triple rinse as follows: Empty the remaining contents into application equipment or a mix tank. Fill the container  $\frac{1}{4}$  full with water. Replace and tighten closures. Tip container on its side and roll it back and forth, ensuring at least one complete revolution, for 30 seconds. Stand the container on its end and tip it back and forth several times. Turn the container over onto its other end and tip it back and forth several times. Empty the rinsate into application equipment or a mix tank or store rinsate for later use or disposal. Repeat this procedure two more times. Then offer for recycling or reconditioning, or puncture and dispose of empty bottle in a sanitary landfill or by incineration, or, if allowed by state and local authorities, by burning. If burned, stay out of smoke.

## Procedure to Recover Silver from Solution

Excess Chrysal AVB solution and rinsate can be treated to recover residual silver, when done in accordance with Federal, State and local requirements. Treatment can be accomplished with the enclosed neutralization materials using the following procedure:

1. Put the residual Chrysal AVB solution in a container used exclusively for the treatment process (see pictures 1 and 2 below). The drain cock and new drain pipe should be positioned in such a way that the contents of the container can be removed without disturbing the deposit (= silver);
2. Add the contents of one sachet of Chrysal AVB neutralization liquid and one sachet of Chrysal AVB neutralization powder to each 150 liters/159 quarts (40 gals) of residual solution and stir (see picture 3 below);
3. Leave the residual solution react with the neutralizing powder for 120 hours. A grey- black deposit will be formed at the bottom (see picture 4 below);
4. Drain off the water above the drainpipe level (see picture 5 below). Contact your State Pesticide or Environmental Control Agency or the Hazardous Waste representative at the nearest EPA Regional Office for guidance on disposing of this drainage water;
5. Do not drain off the remainder of the water and silt. Send the remaining water and silt to a facility that is authorized to recycle silver (see picture 6 below).

**Warranty Statement**

**IMPORTANT: WARRANTY AND DISCLAIMER INFORMATION**

Chrysal International BV warrants that the product conforms to its chemical description and is reasonably fit for the purposes stated in this label when used in accordance with directions under normal conditions of use; but to the extent consistent with applicable law this warranty of fitness for a particular purpose does not extend to the use of this product contrary to label instructions, or under abnormal conditions, or under conditions not reasonably foreseeable to seller, and buyer assumes the risk of any such use.

CHRYSAL INTERNATIONAL BV SPECIFICALLY DISCLAIMS ANY OTHER EXPRESS OR IMPLIED WARRANTY, INCLUDING THE WARRANTY OF MERCHANTABILITY.


**[MADE] [SOLD] BY Chrysal International BV**

Gooimeer 7, 1411 DD Naarden, The Netherlands

[www.chrysal.com](http://www.chrysal.com)

[Product of Colombia]

[Find out more about our sustainability program Chrysal Cares on [www.chrysalcares.com](http://www.chrysalcares.com).]





**Sub-label B: Non-Agricultural Use Label**

# CHRYSAL AVB

[Post harvest] Conditioner for ethylene sensitive [cut flowers] and [potted plants]  
[Conditioner for carnation, lily and other ethylene sensitive [cut flowers] and [potted plants]]  
Anti-Ethylene Treatment

This product is for preventing the formation of ethylene by [cut flowers] and [potted plants] to avoid premature shrinking or dropping of buds, blooms and leaves. It also protects [cut flowers] and [potted plants] from external ethylene gas. Cut flowers and potted plants treated with Chrysal AVB generally achieve a significantly longer shelf life.



**ACTIVE INGREDIENT:**

Silver Nitrate .....2.83%

**INERT INGREDIENTS:** .....97.17%

**TOTAL** .....100.00%

**KEEP OUT OF REACH OF CHILDREN**

## CAUTION

FIRST AID	
If swallowed	<ul style="list-style-type: none"><li>• Call a poison control center or doctor immediately for treatment advice.</li><li>• Have person sip a glass of water if able to swallow.</li><li>• Do not induce vomiting unless told to do so by the poison control center or doctor.</li><li>• Do not give anything to an unconscious person.</li></ul>
If on skin or clothing	<ul style="list-style-type: none"><li>• Take off contaminated clothing.</li><li>• Rinse skin immediately with plenty of water for 15-20 minutes.</li><li>• Call a poison control center or doctor for treatment advice.</li></ul>
If inhaled	<ul style="list-style-type: none"><li>• Move person to fresh air.</li><li>• If person is not breathing, call 911 or an ambulance, then give artificial respiration, preferably by mouth-to-mouth, if possible.</li><li>• Call a poison control center or doctor for further treatment advice.</li></ul>

In case of an emergency call XXX-XXX-XXXX. Have the product container or label with you when calling a poison control center or doctor, or going for treatment.

[See back panel for [First Aid][and][Precautionary Statements]].

[[See] [insert] [booklet] [pull-out] [inside label] [for] [Pull] [Open] here to see] [Directions for Use] [and] [Storage & Disposal]].

### PRECAUTIONARY STATEMENTS

#### HAZARDS TO HUMANS AND DOMESTIC ANIMALS

**CAUTION:** Harmful if swallowed or absorbed through skin. Avoid contact with skin, eyes or clothing. Wash thoroughly with soap and water after handling and before eating, drinking, chewing gum, using tobacco or using the toilet.

## ENVIRONMENTAL HAZARDS

Do not contaminate water when disposing of equipment wash waters. This product is toxic to fish and aquatic invertebrates.

## DIRECTIONS FOR USE

It is a violation of Federal law to use this product in a manner inconsistent with its labeling.

Not for use on agricultural establishments covered by the WPS (40 CFR Part 170).

### NON-AGRICULTURAL USE REQUIREMENTS

The requirements in this box apply to uses of this product that are NOT within the scope of the Worker Protection Standard for agricultural pesticides (40 CFR Part 170). The WPS applies when this product is used to produce agricultural plants on farms, forests, nurseries, or greenhouses.

Do not enter or allow worker entry into treated areas during the restricted-entry interval (REI) of 4 hours. PPE required for early entry that involves contact with anything that has been treated, such as plants, soil, or water, wear:

- coveralls
- waterproof gloves
- shoes plus socks

#### *[[Directions for use for Cut Flowers [and Potted Plants]]*

Chrysal AVB is a cut flower [and potted plant conditioner] for use by the grower to avoid premature shrinking or dropping of buds or blooms and leaves. For use on standard and spray carnation and other ethylene sensitive cut flowers such as Aconitum, Alstroemeria, Antirrhinum, Aquilegia, Asclepias, Bouvardia, Brodiaea, Campanula, Chaumelaucium, Cattleya hybride, Crocosmia, Delphinium, Dendrobium, Dianthus, Dicentra, Eremurus, Euphorbia fulgens, Freesia, Gladiolus, Gypsophila, Ixia, Kniphofia, Lathyrus, Lavatera, Lilium, Oncidium, Paphiopedilum, Phlox, Physostegia, Scabiosa, Silene, and Veronica. [Also for use on ethylene sensitive potted plants like Campanula, Cyclamen, Dianthus, Ficus, Kalanchoe, Phalaenopsis, Rhipsalidopsis, Schlumbergera and Zygocactus.]

The following directions must always be followed:

#### *[For 1 Liter containers use the following directions:]*

1. Mix 0.5 ml (0.017 fl. oz.) (Alstroemeria, Euphorbia fulgens) or 1 ml (0.034 fl. oz.) (other cut flowers [and potted plants]) of solution per liter (quart) of water in a non-metallic container. The contents of the screw cap are 35 ml (1.2 fl. oz.).
2. *[For Cut Flowers use the following directions]* Place cut flowers in prepared solution immediately after cutting for a minimum of 4 hours and a maximum of 72 hours. Lilies must be treated for a minimum of 4 hours and a maximum of 36 hours. Collect excess and spilled Chrysal AVB solution in a container and follow the disposal directions or the procedure to recover the silver from the solution.  
*[For Potted Plants use the following directions]* Spray potted plants until run-off just prior to shipment. For optimal results an additional spray may be applied 8 to 14 days prior to shipment. It is advised to perform the treatment at the end of the day while avoiding direct sunlight. Spray directly on the leaves, buds and flowers of potted plants. Avoid excess spray and spraying onto soils or other substrates. Collect excess spray and spilled Chrysal AVB solution in a container and follow the disposal directions or the procedure to recover the silver from the solution.]
3. Prepare use-solution as needed. This solution may be used for up to one week.

#### *[For 25 Liter containers use the following directions:]*

1. Mix 0.5 ml (0.017 fl. oz.) (Alstroemeria, Euphorbia fulgens) or 1 ml (0.034 fl. oz.) (other cut flowers [and potted plants]) of solution per liter (quart) of water in a non-metallic container.
2. *[For Cut Flowers use the following directions]* Place cut flowers in prepared solution immediately after cutting for a minimum of 4 hours and a maximum of 72 hours. Lilies must be treated for a minimum of 4 hours and a maximum of 36 hours. Collect excess and spilled Chrysal AVB solution in a container and follow the disposal directions or the procedure to recover the silver from the solution.  
*[For Potted Plants use the following directions]* Spray potted plants until run-off just prior to shipment. For optimal results an additional spray may be applied 8 to 14 days prior to shipment. It is advised to perform the treatment at the end of the day while avoiding direct sunlight. Spray directly on the leaves,

buds and flowers of potted plants. Avoid excess spray and spraying onto soils or other substrates. Collect excess spray and spilled Chrysal AVB solution in a container and follow the disposal directions or the procedure to recover the silver from the solution.]

3. Prepare use-solution as needed. This solution may be used for up to one week.

*[Directions for use for Potted Plants Only]*

Chrysal AVB is a potted plant conditioner for use by the grower to avoid premature shrinking or dropping of buds or blooms and leaves caused by transport stress situations and to extend retail shelf life. For use on ethylene sensitive potted plants like Campanula, Cyclamen, Dahlia, Dianthus, Ficus, Hibiscus, Hydrangea, Kalanchoe, Lobelia, Pelargonium (geranium), Petunia, Platycodon, Rhipsalidopsis, Rose, Schlumbergera, Viola (pansy), and Zygocactus. Chrysal AVB may be applied to plants growing in containers, pots, flats, trays, etc.

The following directions must always be followed:

1. Mix 1 ml (0.034 fl. oz.) of solution per liter (quart) of water in a non-metallic container.
2. Spray potted plants until run-off just prior to shipment. For optimal results to protect against ethylene, keep time between application and shipping of plants as short as possible. It is advised to perform the treatment at the end of the day while avoiding direct sunlight. Spray directly on the leaves, buds and flowers of potted plants. Avoid excess spray and spraying onto soils or other substrates. Collect excess spray and spilled Chrysal AVB solution in a container and follow the disposal directions or the procedure to recover the silver from the solution.
3. Prepare no more spray solution as needed for application, otherwise follow disposal instruction. The spray-solution may be used for up to one week.

#### Plant Phytotoxicity

Chrysal AVB has been shown not to be phytotoxic when applied at the recommended rates to many varieties of ornamental plants. However, due to the large number of genera, species and varieties of potted plants, it is not possible to test every one for plant safety. The professional user should conduct small scale testing at the recommended rates to ensure plant safety prior to broad scale commercial use.

## **STORAGE AND DISPOSAL**

Do not contaminate water, soil, food, or feed by storage and disposal.

**Storage:** Store in a cool, dark, frost-free place in the original tightly closed container away from children and pets.

**Pesticide Disposal:** Pesticide wastes are toxic. Improper disposal of excess pesticide, spray mixture or rinsate is a violation of Federal Law. If these wastes cannot be disposed of by use according to label instructions, contact your State Pesticide or Environmental Control Agency, or the Hazardous Waste representative at the nearest EPA Regional Office for guidance.

*(For containers equal to or less than 5 gallons)*

**Container Handling:** Non-refillable container. Do not reuse or refill this container. Triple rinse container (or equivalent) promptly after emptying. Triple rinse as follows: Empty the remaining contents into application equipment or a mix tank and drain for 10 seconds after the flow begins to drip. Fill the container  $\frac{1}{4}$  full with water and recap. Shake for 10 seconds. Pour rinsate into application equipment or a mix tank or store rinsate for later use or disposal. Drain for 10 seconds after the flow begins to drip. Repeat this procedure two more times. Then offer for recycling or reconditioning, or puncture and dispose of empty bottle in a sanitary landfill or by incineration, or, if allowed by state and local authorities, by burning. If burned, stay out of smoke.

*(For containers greater than 5 gallons)*

**Container Handling:** Non-refillable container. Do not reuse or refill this container. Triple rinse container (or equivalent) promptly after emptying. Triple rinse as follows: Empty the remaining contents into application equipment or a mix tank. Fill the container  $\frac{1}{4}$  full with water. Replace and tighten closures. Tip container on its side and roll it back and forth, ensuring at least one complete revolution, for 30 seconds. Stand the container on its end and tip it back and forth several times. Turn the container over onto its other end and tip it back and forth several times. Empty the rinsate into application equipment or a mix tank or store rinsate for later use or disposal. Repeat this procedure two more times. Then offer for recycling or reconditioning, or puncture and dispose of empty bottle in a sanitary landfill or by incineration, or, if allowed by state and local authorities, by burning. If burned, stay out of smoke.

## **Procedure to Recover Silver from Solution**

Excess Chrysal AVB solution and rinsate can be treated to recover residual silver, when done in accordance with Federal, State and local requirements. Treatment can be accomplished with the enclosed neutralization materials using the following procedure:

4. Put the residual Chrysal AVB solution in a container used exclusively for the treatment process (see pictures 1 and 2 below). The drain cock and new drain pipe should be positioned in such a way that the contents of the container can be removed without disturbing the deposit (=silver);
5. Add the contents of one sachet of Chrysal AVB neutralization liquid and one sachet of Chrysal AVB neutralization powder to each 150 liters/159 quarts (40 gals) of residual solution and stir (see picture 3 below);
6. Leave the residual solution react with the neutralizing powder for 120 hours. A grey- black deposit will be formed at the bottom (see picture 4 below);
7. Drain off the water above the drainpipe level (see picture 5 below). Contact your State Pesticide or Environmental Control Agency or the Hazardous Waste representative at the nearest EPA Regional Office for guidance on disposing of this drainage water;
8. Do not drain off the remainder of the water and silt. Send the remaining water and silt to a facility that is authorized to recycle silver (see picture 6 below).

**Warranty Statement**

**IMPORTANT: WARRANTY AND DISCLAIMER INFORMATION**

Chrysal International BV warrants that the product conforms to its chemical description and is reasonably fit for the purposes stated in this label when used in accordance with directions under normal conditions of use; but to the extent consistent with applicable law this warranty of fitness for a particular purpose does not extend to the use of this product contrary to label instructions, or under abnormal conditions, or under conditions not reasonably foreseeable to seller, and buyer assumes the risk of any such use.

CHRYSLAL INTERNATIONAL BV SPECIFICALLY DISCLAIMS ANY OTHER EXPRESS OR IMPLIED WARRANTY, INCLUDING THE WARRANTY OF MERCHANTABILITY.

**[MADE] [SOLD] BY Chrysal International BV**  
Gooimeer 7, 1411 DD Naarden, The Netherlands

[www.chrysal.com](http://www.chrysal.com)

[Product of Colombia]

[Find out more about our sustainability program Chrysal Cares on [www.chrysalcares.com](http://www.chrysalcares.com).]