

72804-1

5/20/2014

1/9

UNITED STATES ENVIRONMENTAL PROTECTION AGENCY
WASHINGTON, D.C. 20460-0001



OFFICE OF CHEMICAL SAFETY
AND POLLUTION PREVENTION

MAY 20 2014

Ultrasol Industries, Ltd.
c/o Sharon Johnston
RegGuide Regulatory Services
509 Tower Valley Drive
Hillsboro, MO 63050

Subject: Amended Reregistration Label
Product Name: Ultrasol Total Release Fogger
EPA Registration Number: 72804-1
EPA Decision Number(s): 410251, 411467

Dear Ms. Johnston:

The Agency, in accordance with the Federal Insecticide, Fungicide and Rodenticide Act (FIFRA), as amended, has completed reviewing all of the information submitted with your application to support the reregistration of the above referenced product in connection with the **Pyrethrin and Piperonyl Butoxide (PBO) RED(s)**, and has concluded that your submission is acceptable.

NOTE: This product is **not** being reregistered under sections 3(c)5 and 4(g) of FIFRA at this time.

Please note that the record for this product currently contains the Confidential Statement of Formulation (CSF) listed below. Any previously dated CSFs are superseded.

- Basic CSF, dated 3/6/2012
- Alternate CSF #1, dated 3/6/2012
- Alternate CSF #2, dated 3/6/2012

A copy of your label stamped "Accepted" is enclosed along with copies of the acute toxicity and product chemistry reviews completed for the subject product. Products shipped after 12 months from the date of this amendment or the next printing of the label whichever occurs first, must bear the new revised label. Your release for shipment of the product bearing the amended label constitutes acceptance of these conditions. If these conditions are not complied with, the registration will be subject to cancellation in accordance with FIFRA sec.

6(e).

If you have any questions about this letter, please contact Autumn Metzger at (703) 305-5314 or via e-mail at metzger.autumn@epa.gov

Sincerely,



Richard J. Gebken
Product Manager (10)
Insecticide Branch
Registration Division (7504P)

Enclosures: *Label stamped "Accepted," dated
Product Chemistry Reviews, dated 11/16/2010 & 4/10/2012*

Ultrasol Total Release Fogger

- For Residential/Homeowner Use Only
- [For Use in Homeowner Greenhouses
- For Use in Fruit & Vegetable Storage Areas
- May be Used on All Growing Plants
- For Use on Vegetable Plants
- For Use on Ornamental Plants and Flowers
- For Use on Fruits & Vegetables After Harvest
- To Kill fungus gnats, spider mites, two-spotted spider mites, aphids, whiteflies, scale, mealy bugs & thrips
- Contains No CFC's or other ozone depleting substances. Federal regulations prohibit CFC propellants in aerosols]

Active Ingredients:

Pyrethrins	0.40%
Piperonyl Butoxide*	2.00%
Other Ingredients:	<u>97.60%</u>
	100.000%

*(butyl carbityl) (6-propylpiperonyl) ether and related compounds

EPA Reg. No.: 72804-1

EPA Est. No.

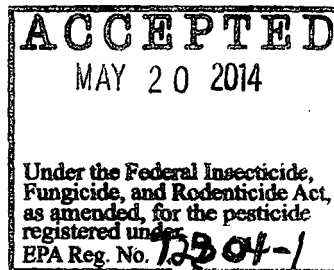
**KEEP OUT OF REACH OF CHILDREN
CAUTION**

See {appropriate location} for additional precautions

Ultrasol Industries, Ltd.
 10755-69 Avenue
 Edmonton, Alberta
 T6H 2C9
 Canada
 [www.doktordoom.com]

Net Wt. 1.5 oz to 12.5 oz (xx g)
 Total Net Wt. xx oz (xx g)

{contains 0.02 lbs PBO / 16 oz can}
 {contains 0.004 lbs pyrethrins / 16 oz can}



DIRECTIONS FOR USE: It is a violation of Federal law to use this product in a manner inconsistent with its labeling.

Use Restrictions:

- **For Residential Homeowner Use Only**
- Remove or cover exposed food and drinking water in the treatment area before application. Remove or cover dishes, utensils, food processing equipment and food preparation surfaces, or wash them before use. Do not use in serving areas while food is exposed.
- DO NOT use multiple canisters in a room.
- DO NOT use in small, enclosed spaces such as closets, cabinets, or under counters or tables. Use of a fogger in an enclosed space may cause the product to explode, resulting in injury to people or damage to property.
- DO NOT use in a room 5 ft x 5 ft or smaller; instead allow fog to enter from other rooms.
- DO NOT apply more than 1 oz per 750 cu. ft.
- Turn off ALL ignition sources such as pilot lights (shut off gas valves), other open flames, or running electrical appliances that cycle on and off (i.e., refrigerators, thermostats, etc.) Call your gas utility or Management Company if you need assistance with your pilot lights.
- Do not remain in treated area. Exit area immediately and remain outside the treated area for at least 2 hours. Then air out the room for an additional 2 hours until aerosols, vapors and/or mists have dispersed. If an odor is still detected, additional ventilation is required.
- Do not allow adults, children or pets to enter until vapors, mists and/or aerosols have dispersed and the treated area has been thoroughly ventilated.
- Fill out and place hang-tag on the door to the treated area to alert family and others with access to the treated area not to enter until area has been aired out for 2 hours.
- Do not apply this product in a way that will contact adults, children or pets, either directly or through drift. Remove pets, birds and cover fish aquariums before use.
- Application is prohibited directly into sewers or drains or to any area like a gutter where drainage to storm sewers, water bodies, or aquatic habitat can occur. Do not allow this product to enter any drain during or after application.
- See Directions for Use for additional use restrictions.

This product does not control bedbugs.

{The following statements can be modified for larger size cans as long as the use rate remains 1 ounce per 1000 cu. ft.}

One 2 oz fogger treats 2000 cubic feet (a room 10 ft. x 25 ft. with an 8 ft. ceiling) of unobstructed area. Do not apply more than one 2 oz fogger per 1500 cubic feet (a room 10 ft. x 19 ft. with an 8 ft. ceiling). To calculate cubic feet, multiply height x width x length.

Use Instructions: For use in homeowner/residential greenhouses and other indoor areas where plants are grown or produce is stored. Can be used on all ornamental and vegetable plants. Can also be used in storage areas where almonds, apples, beans, birdseed, blackberries, blueberries, boysenberries, cherries, corn (including popcorn), crabapples, currants, dewberries, figs, grapes, guavas, loganberries, mangoes, muskmelons, oranges, peaches, peanuts, pears, peas, pineapples, plums, potatoes, raspberries, sweet potatoes, tomatoes and walnuts are stored after harvest.


HOW TO USE THIS PRODUCT CORRECTLY:

DO NOT use multiple canisters in a room.



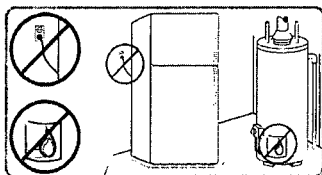
{graphic size 2.25 cm x 3.5 cm minimum}

DO NOT use in small, enclosed spaces such as closets, cabinets, or under counters or tables. Use of a fogger in an enclosed space may cause the product to explode, resulting in injury to people or damage to property. DO NOT use in a room 5 ft x 5 ft or smaller; instead allow fog to enter from other rooms.



{graphic size 2.25 cm x 3.5 cm minimum}

Turn off ALL ignition sources such as pilot lights (shut off gas valves), other open flames, or running electrical appliances that cycle on and off (i.e., refrigerators, thermostats, etc.) Call your gas utility or Management Company if you need assistance with your pilot lights.




{graphic size 2.25 cm x 4 cm minimum}



{graphic size 2.25 cm x 3.5 cm minimum}

Step 1: BEFORE YOU FOG:

OPEN cabinets, cupboards, drawers, closets and doors in area to be treated. REMOVE or cover exposed foods, dishes, utensils, food processing equipment and surfaces. Cover waxed wood floors, waxed furniture and other plastic surfaces near the fogger (newspaper may be used). Remove pets, birds and cover fish aquariums before use. CLOSE outside doors and windows. SHUT OFF fans and air conditioners. Immediately before activating fogger, complete the door hang-tag by filling in the time and date to instruct family and other people with access to the treated area (premises) not to enter for at least two (2) hours following the time of activation. Hang the tag on the door to the entrance.




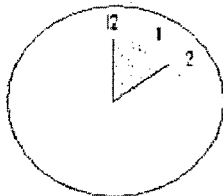
{graphic size 2.25 cm x 3.5 cm minimum}

Step 2: TO START FOGGING:

Do not place on water stainable surface. Place a chair or table in the center of area to be fogged approximately 2 ft above the floor. Cover with several layers of newspaper or paper towels. Tilt can opening AWAY from face and depress tab firmly with thumb until it clicks in locked position. Set fogger on newspaper. Immediately leave the area.

Step 3: AIRING OUT

Vacate the treated house, individual apartment unit, or other structure immediately. Do not remain in the area during treatment. **Do not re-enter for 2 hours.** After 2 hours, open all doors and windows and allow the treated area to thoroughly ventilate (air out) for a minimum of an additional 2 hours before reoccupying.



{graphic size 2.25 cm x 3.5 cm minimum}

Repeat treatment in two weeks if insects return.

STORAGE AND DISPOSAL

Pesticide Storage: Store product in its original container in a cool, dry (preferably locked) place away from heat or open flame in an area that is inaccessible to children and animals. **Pesticide Disposal:** Wastes resulting from the use of this product may be disposed of on site or at an approved waste disposal facility. **Container Pesticide Disposal and Container Handling:** Do Not Puncture or Incinerate! If Empty: Place in trash or offer for recycling if available. If Partly Filled: Call your local solid waste agency for disposal instructions.

PRECAUTIONARY STATEMENTS
Hazards To Humans & Domestic Animals

Caution: Wash thoroughly with soap and water after handling and before eating, drinking, chewing gum, using tobacco or using the toilet. Remove contaminated clothing and wash clothing before reuse.

Physical and Chemical Hazards

Flammable. Contents under pressure. Do not store near heat or open flame. Keep away from heat, sparks and open flame. Do not apply this product around electrical equipment due to the possibility of shock hazard. Do not puncture or incinerate container. Exposure to temperatures above 130°F may cause bursting. Never leave container in parked or unattended vehicles. This product contains a highly flammable ingredient. It may cause a fire or explosion if not used properly. Follow the "Directions for Use" on this label carefully.



Highly Flammable Ingredient
 Ingrediente Altamente Inflamable

HOT LINE NUMBER

Have the product container or label with you when calling a poison control center or doctor or going for treatment. For additional information on this product (including health concerns, medical emergencies or pesticide incidents), you may call 1-800-222-1222, twenty-four (24) hours per day, seven (7) days per week.

7/9

WARRANTY

[Important Note: To the extent consistent with applicable law, buyer assumes all risks of use, storage or handling of this product not in accordance with directions given herewith.]

[NOTICE: To the extent consistent with applicable law, buyer assumes all responsibility for use and storage of this product not in accordance with directions.]

[To the extent consistent with applicable law, seller warrants that the product conforms to the chemical description and is reasonably fit for the purpose stated on the label when used in accordance with directions under normal conditions of use, but neither this warranty nor any other warranty of MERCHANTABILITY OR FITNESS FOR A PARTICULAR PURPOSE, express or implied, extends to the use of this product contrary to label instructions or under abnormal conditions, or under conditions not reasonably foreseeable to seller and buyer assumes all risk of any such use.]

{Entire label is printed in Spanish language inside the peel off label, inside and/or outside carton or box, on insert inside cap or box or on hang tag attached to can.}

[] Denote alternate text in addition to any directions for use.

8/9

Text on Can

Ultrasol Total Release Fogger

Active Ingredients:

Pyrethrins 0.40%

Piperonyl Butoxide* 2.00%

Other Ingredients: 97.60%

100.000%

*(butylcarbityl) (6-propylpiperonyl) ether and related compounds

Net Wt. 1.5 to 12.5 oz (xx g)

{contains 0.02 lbs PBO / 16 oz can}

{contains 0.004 lbs pyrethrins / 16 oz can}

KEEP OUT OF REACH OF CHILDREN
CAUTION

See back panel [insert inside cap] [insert inside box] [hang tag] [outside/inside box [carton] [peel out booklet] for complete directions for use, precautionary statements and first aid

[Available in English and Spanish]

[The entire label is [available] printed in Spanish [language] [inside the box] [on insert [found] [located] [inside cap] [inside box] [on hang tag] [on peel out booklet]

STORAGE AND DISPOSAL

Pesticide Storage: Store product in its original container in a cool, dry (preferably locked) place away from heat or open flame in an area that is inaccessible to children and animals. **Pesticide Disposal:** Wastes resulting from the use of this product may be disposed of on site or at an approved waste disposal facility. **Container**

Pesticide Disposal and Container Handling: Do Not Puncture or Incinerate! If Empty: Place in trash or offer for recycling if available. If Partly Filled: Call your local solid waste agency for disposal instructions.

PRECAUTIONARY STATEMENTS
Hazards To Humans & Domestic Animals

Caution: Wash thoroughly with soap and water after handling and before eating, drinking, chewing gum, using tobacco or using the toilet. Remove contaminated clothing and wash clothing before reuse.

Physical or Chemical Hazards

Flammable. Contents under pressure. Do not store near heat or open flame. Keep away from heat, sparks and open flame. Do not apply this product around electrical equipment due to the possibility of shock hazard. Do not puncture or incinerate container. Exposure to temperatures above 130°F may cause bursting. Never leave container in parked or unattended vehicles. This product contains a highly flammable ingredient. It may cause a fire or explosion if not used properly. Follow the "Directions for Use" on this label carefully.



Highly Flammable Ingredient
 Ingrediente Altamente Inflamable

HOT LINE NUMBER

Have the product container or label with you when calling a poison control center or doctor or going for treatment. For additional information on this product (including health concerns, medical emergencies or pesticide incidents), you may call 1-800-222-1222, twenty-four (24) hours per day, seven (7) days per week.

Ultrasol Industries, Ltd.
 10755-69 Avenue
 Edmonton, Alberta T6H 2C9
 Canada
 [www.doktordoom.com]

EPA Reg. No: 72804-1
 EPA Est. No:

{Additional information from the stamped accepted label may be provided on the can as space allows.}

9/9

Text on Door Knob Hang Tag

[Attention:] [Notice:] Fogger In Use

Area has been treated with Ultrasol Total Release Fogger.

Note to User: Fill out and place hang-tag on the door to the treated area to alert family and others with access to the treated area not to enter for 2 hours. After 2 hours, the area must be aired out for an additional two hours before reoccupying.

[Do not enter [re-enter] treated [house] [apartment] [premises] until _____ AM/PM on _____ date]

OR

Do not return to [enter] treated premises for 2 hours [until 2 hours have expired _____ AM/PM _____ [day] then air out area for an additional 2 hours before reoccupying.]

Air out the room. Wait 2 hours after application, then open windows, vents and doors for an additional 2 hours. If an odor is still detectable, more ventilation is required.

Area may begin airing out at: _____ on _____
(time-2 hours after activation) (date)

Area may be re-entered after airing out time: _____ on _____
(2 hours minimum)

[cut here [scissors illustration] and hang on your door]