



U.S. ENVIRONMENTAL PROTECTION AGENCY

Office of Pesticide Programs
Antimicrobials Division (7510P)
1200 Pennsylvania Ave., N.W.
Washington, D.C. 20460

EPA Reg. Number:

72468-7

Date of Issuance:

1/8/2015

NOTICE OF PESTICIDE:

Registration
 Reregistration
(under FIFRA, as amended)

Term of Issuance:

Conditional

Name of Pesticide Product:

FLO-X/Moldwash Wood
Preservative/Mold Control

Name and Address of Registrant (include ZIP Code):

Prechem Inc.
9663 Santa Monica Blvd. #587
Beverly Hills, CA 90210
ATTN: Erik Von Knipe

Note: Changes in labeling differing in substance from that accepted in connection with this registration must be submitted to and accepted by the Antimicrobials Division prior to use of the label in commerce. In any correspondence on this product always refer to the above EPA registration number.

On the basis of information furnished by the registrant, the above named pesticide is hereby registered under the Federal Insecticide, Fungicide and Rodenticide Act (FIFRA), as amended.

Registration is in no way to be construed as an endorsement or recommendation of this product by the Agency. In order to protect health and the environment, the Administrator, on his motion, may at any time suspend or cancel the registration of a pesticide in accordance with the Act. The acceptance of any name in connection with the registration of a product under this Act is not to be construed as giving the registrant a right to exclusive use of the name or to its use if it has been covered by others.

This product is conditionally registered in accordance with FIFRA section 3(c)(7)(A). You must comply with the following conditions:

1. Submit and/or cite all data required for registration/reregistration/registration review of your product under FIFRA when the Agency requires all registrants of similar products to submit such data.

Signature of Approving Official:

Julie Chao, Acting Product Manager 34
Regulatory Management Branch II

Date:

1/8/2015

2. You are required to comply with the Generic Data Call-In order identified below:
 - a. Boron sodium oxide tetrahydrate GDCI-011103-949, issued on 09/22/2010.

You must comply with all of the data requirements within the deadlines established by the order. If you have questions about the Generic DCI listed above, you may contact the Chemical Review Manager in the Pesticide Reevaluation Division: http://www.epa.gov/oppsrrd1/contacts_prd.htm.

3. The data requirements for storage stability and corrosion characteristics (Guidelines 830.6317 and 830.6320) are not satisfied. A one year study or accelerated study is required to satisfy these data requirements. You have 18 months from the date of registration to provide these data.
4. Make the following label changes before you release the product for shipment:
 - Revise the EPA Registration Number to read, EPA Reg. No. 72468-7.
5. Submit one copy of the final printed label for the record before you release the product for shipment.

If you fail to satisfy these data requirements, EPA will consider appropriate regulatory action including, among other things, cancellation under FIFRA section 6(e). Your release for shipment of the product constitutes acceptance of these conditions. A stamped copy of the label is enclosed for your records. Please also note that the record for this product currently contains the following CSFs:

- Basic CSF dated 8/6/2014

If you have any questions, please contact Tom Luminello at (703) 308-8075 or Luminello.Tom@epa.gov.

Sincerely,



Julie Chao, Acting Product Manager 34
Regulatory Management Branch II
Antimicrobials Division (7510P)
Office of Pesticide Programs

Enclosure

FLO-X/Moldwash

Wood Preservative/Mold Control

For the preservation, protection and preventative treatment of wood against decay fungi *mold* and wood-destroying mold and for remedial control of such mold in infested wood.

Active Ingredient:

Disodium Octaborate Tetrahydrate (Na ₂ B ₈ O ₁₃ ·4H ₂ O)	10% (12% BAE)*
Other ingredients	90%
Total	100%

* 10% Disodium Octaborate Tetrahydrate active ingredient is equivalent to 12% Boric acid, Acid Equivalents-BAE

KEEP OUT OF REACH OF CHILDREN

CAUTION

FIRST AID

IF SWALLOWED:

- Call a poison control center or doctor immediately for treatment advice.
- Have person sip a glass of water if able to swallow.
- Do not induce vomiting unless told to do so by a poison control center or doctor.
- Do not give anything by mouth to an unconscious person.

IF IN EYES:

- Hold eye open and rinse slowly and gently with water for 15-20 minutes.
- Remove contact lenses, if present, after the first 5 minutes, then continue rinsing eye.
- Call a poison control center or doctor for treatment advice.

IF ON SKIN OR CLOTHING:

- Take off contaminated clothing.
- Rinse skin immediately with plenty of water for 15-20 minutes.
- Call a poison control center or doctor for treatment advice.

IF INHALED:

- Move person to fresh air.
- If person is not breathing, call 911 or an ambulance, then give artificial respiration, preferably mouth-to-mouth if possible.
- Call a poison control center or doctor for treatment advice.

Have the product container or label with you when calling a poison center or doctor, or going for treatment.

Precautionary statements:

Caution

Hazards to Humans and Domestic Animals

Harmful if swallowed. Avoid contact with eyes. Wash thoroughly after handling. Avoid contamination of food and feed. Do not leave container where children or animals may gain access.

PERSONAL PROTECTIVE EQUIPMENT Recommendation: Applicators and other handlers should wear a long-sleeved shirt and long pants which cover the entire arm and leg skin surface, socks, water-resistant boots, chemical resistant gloves and chemical resistant protective eyewear – splash goggles are recommended. When applying this product in confined spaces such as crawl spaces and attics, a ventilation exhaust system is recommended. If this is impractical, the use of a NIOSH approved respirator designed for dusts/mists is recommended. Clean spills and over-spray with a clean damp cloth or use an absorbent. Dispose of spill as required by state guidelines and laws.

EPA Reg. No. 72468-7
EPA Est. 72468

Net contents _____ Gallons
Batch Code _____

Manufactured by: *PreChem, Inc.*
9663 Santa Monica Boulevard, Suite 593
Beverly Hills, CA 90210

STORAGE AND DISPOSAL

Do not contaminate water, food or feed by storage or disposal.

Storage: Store in a dry place. Do not store where children or animals may gain access.

Pesticide Disposal: Wastes resulting from the use of this product may be disposed of on site or at an approved waste disposal facility.

Container Disposal: Non-refillable container, Triple rinse (or equivalent). Then offer for recycling or reconditioning, or puncture and dispose of in a sanitary landfill, or incineration, or if allowed by state and local authorities, by burning. If burned, stay out of smoke.

Environmental hazards

Do not discharge effluent containing this product into lakes, streams, ponds, estuaries, oceans or other waters unless in accordance with the requirements of a National Pollutant Discharge Elimination System (NPDES) permit and the permitting authority has been notified in writing prior to discharge. Do not discharge effluent containing this product to sewer systems without previously notifying the local sewage treatment plant authority. For guidance contact your State Water Board or Regional Office of the EPA.

FLO-X/Moldwash solutions carelessly spilled or applied to cropland or growing plants, including trees and shrubs, may kill or seriously retard plant growth. Do not contaminate water by cleaning of equipment or disposal of wastes.

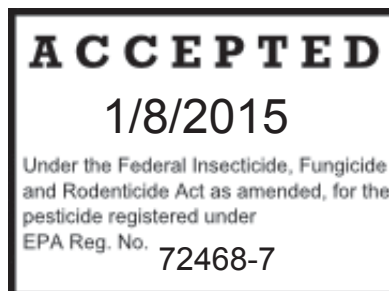
Target organisms

FLO-X/Moldwash is an effective treatment for wood against decay, fungi, common molds including brown (i.e. *Poria*), white, and wet rots.

Preparation of treatment solution

FLO-X/Moldwash is a ready-to-use solution that can be applied without any preparation of the solution.

If using as a foam: Simply add a surfactant/foaming agent to the solution. Typically 1-2 ounces of foaming agent added to the aqueous solution will produce foam with the desired expansion ratios of approximately 20 to 1 (approx. 20 gallons of foam per 1 gallon of *FLO-X/Moldwash* aqueous solution). *FLO-X/Moldwash* foam should be of a consistency that adheres to wood surfaces, so that run-off is minimized. Since each foam machine can produce different foams, refer to the manufacturer manuals and the surfactant's label for specific instructions.



Directions for use

It is a violation of Federal Law to use this product in a manner inconsistent with its labeling.

General information

FLO-X/Moldwash is a ready-to-use solution with fungicidal/fungistatic properties. This product cannot be tank mixed with other products. This product will protect only non-treated wood and gypsum facing.

This product can be used in coatings to treat all interior and exterior wood structural components which when utilized will be protected from rain and not in direct contact with the ground. The treatment of lumber is permanent even after cutting and finishing providing the wood is not exposed to water for a prolonged period of time or in contact with the ground.

This product can be used for preventative treatment of wood in existing structures (before signs of infestation), for pre-treatment of wood during construction and for remedial treatment of wood infested with mold and fungus, as listed below.

FLO-X/Moldwash is recommended for wood and cellulose materials, in accordance with the specific treatment methods described herein. This product should be applied only to treat bare wood, plywood and particle board where an intact water repellent barrier such as paint, stain or a sealer is not present. **Do not apply to foam-board.**

FLO-X/Moldwash is effective for all interior and exterior wood that will be protected from excessive rain and not in direct contact with soil. Types of wood include, but are not limited to, all types of lumber, logs and plywood. **Use of this product does not substitute for mechanical alteration, soil treatment or foundation treatment, but is merely a supplement.**

This product is toxic to wood-destroying molds and fungi, but surface etching of treated wood by target organisms may occur. Application of *FLO-X/Moldwash* to control wood-destroying organisms must be part of an Integrated Pest Management (IPM) strategy. Current PreChem, Inc. specifications and technical bulletins must be followed for all treatment methods.

Do not use to treat lumber that will contact soil or be exposed to leaching by weather.

Application

FLO-X/Moldwash may be used as a solution or foam. For remedial control of mold, fungi and common molds attacking wood, or for protection of wood against future infestations, 2 applications of the *FLO-X/Moldwash* aqueous solution are normally required.

Solutions

Apply solutions by brush or spray until the wood surface is thoroughly wet, at a rate of approximately 1 gallon per 200 square feet of wood surface area. Spray evenly using a medium or coarse spray at low pressure (20-30 psi). Best results and penetration will be obtained when ambient temperatures are above 55°F. Do not spray frozen wood, painted or waterproofed surfaces.

Foam

Apply foam so that all accessible wood surfaces are covered with foam at a rate of approximately 1 gallon per 200 square feet of wood surface area. Spray evenly using a medium or coarse spray at low pressure (20-30 psi). Where possible, place foam between wood joints or abutting wood surfaces. In wall voids, inject enough foam to contact *drywall* and wood surfaces of studs in the wall or the target area desired. Best results and penetration will be obtained when ambient temperatures are above 55°F. Do not foam frozen wood, painted or waterproofed surfaces.

Pressure processes

Pressure treatment procedures must rigidly adhere to the standards of PreChem, Inc. and/or those of the American Wood Protection Association. If several species are being treated at once, choose the treating schedule for the most difficult to treat species.

Preventative treatment

Application of *FLO-X/Moldwash* solution and foam will prevent infestation of mold and fungus.

Directions for use continued

Drilling and injecting

Application may also be made by drilling and then injecting the solution or foam under pressure into wood or until runoff is observed from entry/exit holes of infested wood. Injection holes (approximately $\frac{1}{8}$ inch diameter) should be drilled in the area of suspected infestation, preferably in a diamond pattern with the long axis (12-16 inches) along the grain and the short axis (4-6 inches) across. Drill holes approximately $\frac{3}{4}$ of the thickness of the beam. The solution is injected under pressure (65-70 psi) for 15-60 seconds in each hole. Please refer to PreChem, Inc. technical bulletin for further details.

Remedial treatment

FLO-X/Moldwash solution and foam will penetrate dry wood down to $\frac{1}{2}$ inch below treated surfaces.

Attics, crawlspaces and basements

Spray *FLO-X/Moldwash* to all accessible wood: rafters, trusses, top-plates, ceiling joists, plywood, particleboard, flooring, sub-floor etc. This application will control an infestation even when certain parts of the gallery are not directly sprayed. This has been a very effective technique in spot treating for control of mold and fungus.

Pre-treatment to wood – new construction

Spray or foam applications of *FLO-X/Moldwash* may also be made to wood during construction. Apply solution to all accessible surfaces of bare wood at a rate of approximately 1 gallon per 200 square feet of wood surface area. Application should be performed after framing and roofing are in place and before drywall and insulation are installed. Avoid spraying electrical components. Protect wood from excessive rain.

Exterior wood

FLO-X/Moldwash can be applied to bare siding, trim or logs. Applications can be made by spray or pressure injection techniques. Painted or sealed wood can be treated by pressure injection or the sealing coat can be removed prior to application. Following treatment, exterior wood surfaces should be sealed. Wood should be completely dry before a sealing coat (paint, varnish or waterproofing seal) can be applied.

Decks

FLO-X/Moldwash can be used to treat wood decks. Prepare the deck by removing any dirt, debris or sealants that will interfere with the application and absorption of *Flo-X*. After the deck has dried (dry to the touch) two applications of *FLO-X/Moldwash* can then be applied to the wood. Protect any surrounding plants, ornaments from accidental contact with the solution. Following treatment the deck should be allowed to dry before a sealing coat is applied.

FLO-X/Moldwash is **FOR NON-FOOD USE ONLY.**

This product cannot be tank mixed with other products. In the home, remove or cover exposed food, food handling surfaces, and cooking utensils. Wash thoroughly after treatment and before reuse.

Do not use in any type of food processing plant (meat, poultry, shell egg, etc.) or food handling area. **DO NOT APPLY TO FOOD.** Do not use in cafeterias, kitchens, bakeries, meat packing plants, food processing plants, or any type of food handling establishment.

Do not apply in classrooms when in use. Do not use in aircraft cabins. Do not apply to patient rooms in hospitals and nursing homes while occupied.

Such applications are not a substitute for mechanical alteration, soil treatment or foundation treatment but are merely a supplement.

When spraying overhead interior areas of homes, apartment buildings and all other dwellings, cover or protect surfaces below the area being treated with plastic sheeting or other material which can be disposed of if contamination from dripping or splashing occurs.

Current PreChem, Inc. specifications/technical bulletins must be followed for all treatment methods to ensure adequate chemical loadings in wood.

Notice Because of many varying conditions affecting use and application, manufacturer warns buyer that these may impair or vary the results or effects of the use of this product. In any event, complete prevention of decay by fungi or other organisms is not guaranteed. To the extent consistent with applicable law, neither manufacturer nor seller shall be liable in respect to any injury or damages suffered by reason of the use of this product for a purpose not indicated by the label, or when used contrary to the directions or instructions hereon, nor with respect to breach of any warranty not expressly specified herein. Buyer accepts this material subject to these terms, and assumes all risk of usage and handling except when used or handled in accordance with this label. To the extent consistent with applicable law, there are no express warranties on PreChem, Inc. or implied warranties of merchantability or fitness for any particular purpose, except as specifically stated herein. Manufacturer shall not be liable for any consequential damages based on the use of this product.

Technical Information

Flo-X/Moldwash is an EPA registered moldicide for use in mold remediation and cleaning products. *Flo-X/Moldwash* is a unique product for the protection and remedial treatment of wood against mold destroying organisms.

This unique product can be applied as a solution or as foam for the protection and remedial treatment of wood and can be used for all general mold applications (see table1).

The active ingredient in *Flo-X/Moldwash* is a boron compound, disodium octaborate tetrahydrate. One of the benefits of this compound is its chemical stability over time. It does not break down thus providing long-lasting wood protection and residual mold activity.

How does *Flo-X/Moldwash* Work?

Flo-X/Moldwash can be applied as a solution or foam for wood treatment against wood destroying organisms and as a crack and crevice treatment for general mold control. *Flo-X/Moldwash*, applied as a solution or foam to wood, will penetrate into the wood to various depths dependent on the moisture in the wood and the wood species. The active ingredient does not break down; therefore as normal moisture changes occur in the wood, *Flo-X/Moldwash* is always available to be drawn deeper into the wood over time, providing long lasting protection.

What can it be used for?

Flo-X/Moldwash is wood treatment for the protection and remedial treatment of wood against all wood destroying organisms.

Decay fungi can infect and rapidly destroy wood where there are moisture problems. Some fungi can actively transport moisture from the ground or a leak to wood of lower moisture content in efforts to expand the colonization of the wood. *Flo-X/Moldwash* is highly toxic to decay fungi and will kill the fungi present and protect against future infections.

Application of *Flo-X/Moldwash* to control wood destroying organisms must be part of an Integrated Mold Management Strategy.

Problems that may have led to the infestation or that may do so in the future must be corrected. This includes correcting moisture leaks, providing adequate ventilation and moisture barriers and removal of debris from crawl spaces. After the initial treatment, inspections should be performed on a regular basis if needed. Each additional treatment will increase the borate loading and penetration into the wood, further protecting it from mold.

Directions for use

Always estimate the amount of *Flo-X/Moldwash* solution needed. 1 gallon of solution will be needed to treat 200 square feet of wood surface area. *Flo-X/Moldwash* can be applied as a solution and as foam according to table1.

When preparing foam, typically 1-2 ounces of foaming agent is added to the solution to produce dry foam with the desired expansion ratio of approximately 20 to 1 (approximately 20 gallons of foam per 1 gallon of aqueous solution). *Flo-X/Moldwash* foam should be of the consistency that adheres to wood surfaces, so that run-off is minimized. Since each foam machine can produce different foams, refer to the equipment manufacturer manuals and the foaming agent's label for specific instructions.

Wood destroying organism mold control

Spray applications

Flo-X/Moldwash solutions or foam should be applied evenly to wood using a medium to coarse spray at low pressures (20-30 psi). Low-pressure application will reduce drips, off-target spray and result in proper amounts of active ingredient on the surface.

Application rate is 1 gallon per 200 square feet of wood surface area. Ensure that all accessible wood surfaces are thoroughly wetted. Wood will absorb *Flo-X/Moldwash* solution at different rates. Surfaces that absorb solution rapidly can be re-sprayed immediately.

Pressure injection

Flo-X/Moldwash solution and foam can be injected into both mold infested and uninfested wood. Drill into the infested wood and inject until the liquid or foam runs out of openings, damaged areas or kick-holes in the wood. This procedure is not an alternative to spraying, rather should be an addition to spraying when structural timbers are greater than 4 inches thick, and for selected wood destroying

Flo-X/Moldwash solution can also be injected into uninfested wood including wood adjacent to the infested areas. This procedure should also be used for painted or sealed wood. The sprayer or application equipment should be able to maintain 60-75 pounds of pressure. Refer to the directions below for specifics on drilling and placement of drill holes.

Foam

Flo-X/Moldwash can be applied as foam directly to wood surfaces, injected into infested galleries, applied to joints and injected into void areas such as studded and block walls. Foam is not to be used as a soil treatment technique. The foam should be of a consistency that adheres to the wood surface, minimizing run-off. Where possible, place foam between wood joints or abutting wood surfaces. In wall voids, inject enough foam to contact the wood surfaces of the studs in the wall or target area desired. When using foam to inject into galleries, refer to pressure injection directions.

Drilling patterns

Drill into the infested wood in the area of suspected infestation making injection holes (typically $\frac{7}{64}$ or $\frac{1}{8}$ inch in diameter). The holes should be drilled in a diamond pattern with the long axis along the grain and the holes spaced every 12 to 16 inches. Holes should be spaced approximately 4 to 6 inches across the grain (see figure 1). When possible, the wood should be treated one diamond length pattern beyond the immediate area of visible infestation.

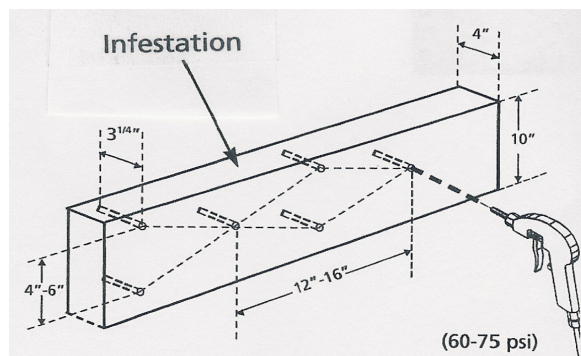


Figure 1 Drill locations for 4" x 10" structural beam

Drill the holes through the widest dimension available. Drill approximately $\frac{3}{4}$ the width of the

holes can be drilled in the narrower surface. Drill holes approximately 8-10 inches apart (see figure 2).

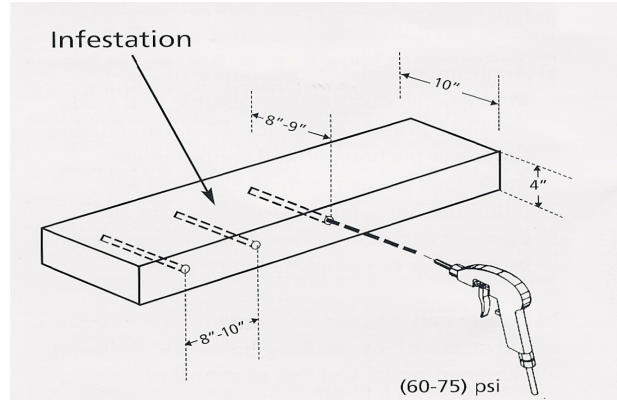


Figure 2 alternate drilling of 4" x 10" structural beam

Troubleshooting/hints

The best results and penetration will be obtained with temperatures above 55°F. Wood does not take up aqueous solutions as readily at lower temperatures.

Occasionally, *Flo-X/Moldwash* solutions may drip or run onto glass surfaces such as windows and doors. After drying, a white residue may appear. This can be removed with warm water and a mild soap solution. DO NOT use window cleaners to clean windows with *Flo-X/Moldwash* residues.

Heartwood is more difficult to penetrate with water-based solutions as compared to sapwood. Logs may have knots in them that consist predominantly of heartwood. A white residue may remain in these areas after *Flo-X/Moldwash* application. This can be removed with a damp cloth.

Flo-X/Moldwash will not corrode metals normally used in construction. This includes ferrous metals, galvanized metals, screws and nails. *Flo-X/Moldwash* will not affect electrical wiring either, but it is recommended that applications to wood be performed before wiring is in place. If electricity is connected ensure the power is turned off before applying the product.

Fungi, mildews, mold and wood rots are the result of either high moisture present in the wood (wood rots) or lack of adequate air

and molds. A 'mustiness' or damp odor may be associated with these conditions. When *Flo-X/Moldwash* is applied, the increased moisture may enhance this odor. Advise the homeowner of these conditions and make clear to them that possible odor may exist until the wood dries out. When possible, consider using fans or increasing ventilation to reduce the odor.

When mildew and mold fungi are present, the spraying of areas where there is active growth of the fungi may cause some spores of the fungi to become airborne. Mold spores can cause reactions in people allergic to these organisms. Make sure applications are performed at the recommended pressures, or consider using paint on applications to areas of active growth to reduce the possibility of airborne spores.

Flo-X/Moldwash should be applied only to bare, unsealed wood, plywood (and all other engineered wood products) and other cellulose materials where any intact water repellent barrier such as paint; stain or a sealer is not Present. Dirt and any existing water repellent finish must be removed to allow absorption of *Flo-X/Moldwash* into the wood. Allow the wood to dry before applying *Flo-X/Moldwash*. Treated wood can be machined, shaped, painted and glued.

Liquid or foam application to sealed surfaces should be avoided. Should this happen accidentally, a white residue of *Flo-X/Moldwash* may appear once the surface has dried. This can be removed with hot water and a cloth – do not use solvent based cleaners.

Flo-X/Moldwash will not discolor most wood and is compatible with most paints and sealants. If the aesthetic look of the wood is a concern, it is suggested that a small, non-visible area be tested for discoloration. Allow the section to dry and if there is no damage, proceed with the application.

After use, equipment should be rinsed with clear, warm water if desired to flush any remaining *Flo-X/Moldwash* from the sprayer. The rinsate should be put in an appropriately labeled container and disposed of properly.

Organism/application	Application method (spray or foam)
Fungi/Mold	One application. For serious infections, 2 applications, 1-24 hours apart or inject at source.
Preventative treatment	2 applications, 1 hour to 1 year apart. This treatment against wood destroying organisms is intended only as part of an ongoing preventative maintenance and inspection program.
New construction	2 applications, 1-2 hours apart. All accessible bare wood surfaces should be sprayed after framing and roofing are in place.
Siding, trim, logs	2 applications, 1-2 hours apart. All accessible bare wood surfaces should be sprayed. Wood should be sealed after treatment is dry.
Decks	2 applications, 1-2 hours apart. Remove any dirt, debris or sealants on surface. All accessible bare wood surfaces should be sprayed. Wood should be sealed after treatment is dry.

TABLE 1

Injecting method

Flo-X/Moldwash solution and foams can be injected into infested wood. Press and hold the injection tip firmly into each hole and inject solution until runoff is observed from other holes, galleries, kick-holes, etc.

When injecting solid wood, maintain the injection pressure for 15 to 60 seconds at each hole. Longer times give better penetration.

Release the trigger, wait briefly and withdraw the injection tip. Excess solution can be absorbed with paper towels and collected for disposal (ordinary trash).

Troubleshooting/hints

Injection tips should be stainless steel and fit snugly into the drilled hole to prevent drip page or spray back.

Use a short injection tip (approximately 1 inch). This will allow the solution to flow into the drilled wood.

If drilling overhead, be prepared for solution to exit galleries; tarp or cover surfaces below.

Applications can be made by spray or pressure injection techniques. Painted or sealed wood can be treated by pressure injection or the sealing coat can be removed prior to application. Following treatment, the exterior wood should be sealed to protect *Flo-X/Moldwash* from diffusing out. Wood should be completely dry (at least 48 hours) before a sealing coat (paint, varnish or waterproofing seal) can be applied. When properly applied, *Flo-X/Moldwash* will not interfere with application of sealants. DO NOT apply *Flo-X/Moldwash* in inclement weather. *Flo-X* is not recommended for use on wood in direct contact with soil.

Deck treatment

Flo-X/Moldwash can be used to treat wood decks. Prepare the deck by removing any dirt, debris or sealants that will interfere with the application and absorption of *Flo-X(sealer) Plus*. After the deck has dried (dry to the touch, no standing puddles), one application of *Flo-X/Moldwash* can then be applied to the wood. Protect any surrounding plants, ornamentals from accidental contact with the solution. Following treatment, the deck should be sealed

Normal care and maintenance of spray equipment is sufficient.

Specifications for structural applications

Basement and crawlspace structure

Spray *Flo-X/Moldwash* solution and foam on all bare wood accessible in the flooring and subfloor. This application will control an infestation even when certain parts of a gallery are not directly sprayed. In addition, steps must be taken to correct moisture problems (leaks etc.) that may have led to and sustained the infestation.

Attics

Spray *Flo-X/Moldwash* solutions to all accessible wood: rafters, trusses, top-plates, ceiling joints, plywood, particleboard, etc. Accessible areas with known infestations should be drilled and injected depending on the type of mold infestation (see Table 1 above).

Exterior wood

Flo-X/Moldwash can be applied to bare siding, trim to protect the *Flo-X/Moldwash* from diffusing out.

to protect the *Flo-X/Moldwash* from diffusing out. Wood should be allowed to dry before a sealing coat can be applied. Any commercially available sealants, stains or paints can then be applied. Pre-treatment to wood - new construction
Spray application of *Flo-X/Moldwash* solutions may be made to wood during construction. Any accessible bare wood surfaces can be sprayed including: flooring, sub flooring, sill plates, top plates, wall studs, trusses, rafters, roofing plywood, etc. Application should be performed after framing and roofing are in place and before insulation and drywall are installed. Avoid spraying any electrical component. Protect treated wood from excessive rain.

Food handling areas

Flo-X/Moldwash is limited to crack and crevice treatments for food handling areas of food handling establishments. Apply *Flo-X/Moldwash* between different elements of construction, between equipment and floors, hollow spaces in walls and equipment legs and bases where mold can be found. Care should be taken to avoid depositing the product onto exposed surfaces or introducing the material into the air. Avoid

contamination of food and/or food processing surfaces.

area is 2,000 multiplied by 9, equaling 18,000 ft².

Estimating amounts for application

Flo-X/Moldwash can be applied to wood as one application depending on the type of infestation (see Table 1). Calculating the amount of *Flo-X/Moldwash* to be used for a particular treatment is important.

Approximately 1 gallon of *Flo-X/Moldwash* solution will be needed to treat 200 ft² of wood surface area. The amount of solution needed will depend on the total square footage of wood to be treated and the technique to be used (spray or foam).

There are some predetermined factors which you can use as multipliers for given situations to calculate the square footage of wood to be treated:

For example, if you had to spray a piece of wood that was 10 feet long and 6 inches wide, one side of the piece of wood will be 5 ft² of wood surface area (10 ft. x 0.5 ft. = 5ft²). If you spray all four sides once, the total square footage would be 20 ft² requiring 0.1 gallons *Flo-X/Moldwash* for one application (1 gallon treats 200 ft²). If the target organism (see Table 1) requires a second application then you will need to apply another 0.1 gallon after the required waiting time.

When calculating square footage of wood surface area in a crawl space or basement, you have to consider all the wood present. The calculations are easily done. First, determine the square footage of the crawl space; by multiplying the length by the width, i.e., a 20 ft. x 40 ft. crawl space is 800 ft². Multiply this by 2.5 and the result is an approximation of the total square footage of wood surface area for all the wood in the crawl space. Therefore, a 20 ft. x 40 ft. crawl area would consist of 2,000 ft² of wood surface area (20x40x2.5), needing 10 gallons of *Flo-X/Moldwash* solution for one application.

In estimating the amount for a treatment of the entire structure, there are many sections to consider: attics, interior walls, exterior walls and flooring. The guideline to use here is to obtain the square footage for the living area of the structure from the builder and multiply by 9. If a crawl space or basement is involved, then use the calculations above and add that number to the amounts calculated here. For example, if the structure to be treated is 2,000 ft² and has a 20 ft. x 40 ft. crawl space then the wood surface

area is 2,000 ft² (calculated above) for the crawl space to get 20,000 ft² of wood surface to be treated. This is 100 gallons of *Flo-X/Moldwash* solution per application.

For general mold control *Flo-X/Moldwash* is limited to crack and crevice treatments only. Apply only in areas inaccessible to children and pets. Avoid contamination of food and feedstuffs. Do not use in serving areas when food is exposed.

Safety

Flo-X/Moldwash is a ready-to-use solution. Use of an MSHA/NIOSH approved dust/mist mask respirator is recommended when utilizing *Flo-X/Moldwash* solutions in confined spaces. Refer to MSDS for specific information.

Eye protection (e.g. goggles) should be worn to prevent splashing or dripping of solution into eyes. Waterproof gloves are also recommended when applying *Flo-X/Moldwash*.

Accidental exposure: Consult the MSDS for more information.

Skin	Wash with mild soap and water.
Eyes	Flush with tepid water for 15 minutes. If irritation persists, consult a physician.
Ingestion	Drink plenty of water and contact physician or poison control center

Storage

Flo-X/Moldwash should be stored in a dry place above ground where children and animals cannot gain access.

Flo-X/Moldwash solutions can be stored indefinitely in sealed containers and should be kept from freezing or evaporating.

There is no fire hazard with *Flo-X/Moldwash* solutions.

Environmental

Boron is an essential micronutrient for plant life, however solutions of *Flo-X/Moldwash* are

Flo-X/Moldwash/**Specifications/Technical Bulletin** 2001/2014
concentrated enough to kill plants or seriously
damage foliage.

Do not carelessly spill or apply *Flo-X/Moldwash*
to croplands, ornamental plants, trees or lawns.
Do not apply *Flo-X/Moldwash* to any body of
water; certain aquatic life forms are very
sensitive to excess boron concentrations.