

PLEASE NOTE

**This image contains more than one label
approved for this product on this date.**

72468-3

7/3/2008

i/d



UNITED STATES ENVIRONMENTAL PROTECTION AGENCY
WASHINGTON, DC 20460

OFFICE OF
PREVENTION, PESTICIDES
AND TOXIC SUBSTANCES

July 3, 2008

Eric Knipe
President
Mold Free, Inc.
9601 Wilshire Blvd., Suite 620
Beverly hills, CA 90210

Subject: Notification in Accordance with PR Notice 98-10
Mold Wash
EPA Registration Number 72468-3
Application: June 5, 2008
Receipt Date: June 10, 2008

Dear Mr. Knipe:

This will acknowledge receipt of your notification, submitted under the provisions of PR Notice 98-10, FIFRA section 3 (c) 9.

Proposed Notification:

- Alternate brand names:
 - Mold & Mildew Magic
 - Stain Away Mold & Mildew

General Comment:


Based on a review of the material submitted, the following comments apply.

The notification application is acceptable. A copy of the approved application has been inserted in the file for future reference.

Should you have any questions concerning this letter, please contact me by telephone at (703) 308-6422 or email address at: heyward.adam@epa.gov, or Renae Whitaker telephone at (703) 308-7003 or email address at: whitaker.renae@epa.gov during the hours of 8:00 am to 3:30 pm EST. When submitting information or data in response to this letter, a copy of this letter should accompany the submission to facilitate processing.

Sincerely,



 Adam Heyward
Product Manager 34
Regulatory Management Branch II
Antimicrobials Division (7510P)

Please read instructions on reverse before completing form.

Form Approved, OMB No. 2070-0060, Approval expires 2-28



United States
Environmental Protection Agency
 Washington, DC 20460

<input type="checkbox"/>	Registration
<input type="checkbox"/>	Amendment
<input checked="" type="checkbox"/>	Other

OPP Identifier Number

Application for Pesticide - Section I

1. Company/Product Number Mold Free, Inc. / 72468-3	2. EPA Product Manager Adam Heyward	3. Proposed Classification <input checked="" type="checkbox"/> None <input type="checkbox"/> Restricted
4. Company/Product (Name) Mold Free, Inc. / Mold Wash	PM# 34	
5. Name and Address of Applicant (Include ZIP Code) Mold Free, Inc. 9601 Wilshire Blvd., Suite 620 Beverly Hills, CA 90210 <input type="checkbox"/> Check if this is a new address	6. Expedited Review. In accordance with FIFRA Section 3(c)(3)(b)(i), my product is similar or identical in composition and labeling to: EPA Reg. No. _____ Product Name _____	

Section - II

<input type="checkbox"/> Amendment - Explain below.	<input type="checkbox"/> Final printed labels in response to Agency letter dated _____
<input type="checkbox"/> Resubmission in response to Agency letter dated _____	<input type="checkbox"/> "Me Too" Application.
<input checked="" type="checkbox"/> Notification - Explain below.	<input type="checkbox"/> Other - Explain below.

Explanation: Use additional page(s) if necessary. (For section I and Section II.)

This Form 8570-1 serves to notify the EPA that we intend to market the above named product under the additional brand names "Mold & Mildew Magic" and "Stain Away Mold & Mildew." As such, our EPA registered product "Mold Wash" will also be known as "Mold & Mildew Magic" and "Stain Away Mold & Mildew."

Section - III

1. Material This Product Will Be Packaged In:				2. Type of Container	
Child-Resistant Packaging <input type="checkbox"/> Yes <input type="checkbox"/> No	Unit Packaging <input type="checkbox"/> Yes <input type="checkbox"/> No	Water Soluble Packaging <input type="checkbox"/> Yes <input type="checkbox"/> Text <input type="checkbox"/> No	<input type="checkbox"/> Metal <input type="checkbox"/> Plastic <input type="checkbox"/> Glass <input type="checkbox"/> Paper <input type="checkbox"/> Other (Specify) _____		
* Certification must be submitted		If "Yes" Unit Packaging wgt.	No. per container	If "Yes" Package wgt.	No. per container
3. Location of Net Contents Information <input type="checkbox"/> Label <input type="checkbox"/> Container		4. Size(s) Retail Container		5. Location of Label Directions <input type="checkbox"/> On Label <input type="checkbox"/> On Labeling accompanying product	
6. Manner in Which Label is Affixed to Product <input type="checkbox"/> Lithograph <input type="checkbox"/> Paper glued <input type="checkbox"/> Stenciled				<input type="checkbox"/> Other _____	

Section - IV

1. Contact Point (Complete items directly below for identification of individual to be contacted, if necessary, to process this application.)		
Name Eric Knipe	Title President	Telephone No. (Include Area Code) 310-271-5005
Certification I certify that the statements I have made on this form and all attachments thereto are true, accurate and complete. I acknowledge that any knowingly false or misleading statement may be punishable by fine or imprisonment of both under applicable law.		5. Date Application Received (Stamped)
2. Signature 	3. Title President	
4. Typed Name Eric Knipe	5. Date 06/05/08	

NEXT

LABEL

Mold & Mildew Magic™ Wood Preservative/Mold Control

NOTIFICATION
Date Reviewed: 6-28-08
Reviewed By: K. Whiteley

For the preservation, protection and preventative treatment of wood against decay fungi, mold and wood-destroying insects and for remedial control of such pests in infested wood.

Active Ingredient:
Disodium Octaborate Tetrahydrate 10% (12% BAE)*
(Na₂B₈O₁₃·4H₂O)
Inert ingredients 90%

* 10% Disodium Octaborate Tetrahydrate active ingredient is equivalent to 12% Boric Acid, Acid Equivalents-BAE

Keep out of reach of children

CAUTION

FIRST AID

IF SWALLOWED:

- Call a poison control center or doctor immediately for treatment advice.
- Have person sip a glass of water if able to swallow.
- Do not induce vomiting unless told to do so by a poison control center or doctor.
- Do not give anything by mouth to an unconscious person.

IF IN EYES:

- Hold eye open and rinse slowly and gently with water for 15-20 minutes.
- Remove contact lenses, if present, after the first 5 minutes, then continue rinsing eye.
- Call a poison control center or doctor for treatment advice.

IF ON SKIN OR CLOTHING:

- Take off contaminated clothing.
- Rinse skin immediately with plenty of water for 15-20 minutes.
- Call a poison control center or doctor for treatment advice.

IF INHALED:

- Move person to fresh air.
- If person is not breathing, call 911 or an ambulance, then give artificial respiration, preferably mouth-to-mouth if possible.
- Call a poison control center or doctor for treatment advice.

Have the product container or label with you when calling a poison center or doctor, or going for treatment.

STORAGE AND DISPOSAL

Do not contaminate water, food or feed by storage or disposal.
Storage: Store in a dry place. Do not store where children or animals may gain access.
Pesticide disposal: Wastes resulting from the use of this product may be disposed of on site or at an approved waste disposal facility.
Container disposal: Triple rinse (or equivalent). Then offer for recycling or reconditioning, or puncture and dispose of in a sanitary landfill, or incineration, or if allowed by state and local authorities, by burning. If burned, stay out of smoke.

Environmental hazards

Mold & Mildew Magic™ solutions carelessly spilled or applied to cropland or growing plants, including trees and shrubs, may kill or seriously retard plant growth. Do not contaminate water by cleaning of equipment or disposal of wastes. Do not discharge effluent containing this product into lakes, streams, ponds, estuaries, oceans or other waters unless in accordance with the requirements of a National Pollutant Discharge Elimination System (NPDES) permit and the permitting authority has been notified in writing prior to discharge. Do not discharge effluent containing this product to sewer systems without previously notifying the local sewage treatment plant authority. For guidance contact your State Water Board or Regional Office of the EPA.

Target organisms

Mold & Mildew Magic™ is an effective treatment for wood against decay, fungi, common molds including brown (i.e. Poria), white, and wet rots.

Preparation of treatment solution

Mold & Mildew Magic™ is a ready-to-use solution that can be applied without any preparation of the solution.

If using as a foam: Simply add a surfactant/foaming agent to the solution. Typically 1-2 ounces of foaming agent added to the aqueous solution will produce foam with the desired expansion ratios of approximately 20 to 1 (approx. 20 gallons of foam per 1 gallon of *Mold & Mildew Magic™* aqueous solution). *Mold & Mildew Magic™* foam should be of a consistency that adheres to wood surfaces, so that run-off is minimized. Since each foam machine can produce different foams, refer to the manufacturer manuals and the surfactant's label for specific instructions.

Precautionary statements:

Caution

Hazards to humans and domestic animals

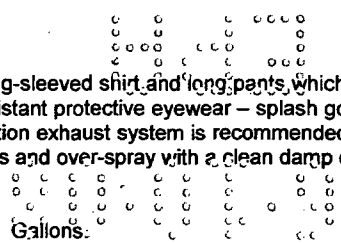
Harmful if swallowed. Avoid contact with eyes. Wash thoroughly after handling. Avoid contamination of food and feed. Do not leave container where children or animals may gain access.

PERSONAL PROTECTIVE EQUIPMENT: Applicators and other handlers must wear a long-sleeved shirt and long pants, which cover the entire arm and leg skin surface, socks, water-resistant boots, chemical resistant gloves and chemical resistant protective eyewear – splash goggles are recommended. When applying this product in confined spaces such as crawl spaces and attics, a ventilation exhaust system is recommended. If this is impractical, the use of a NIOSH approved respirator designed for dusts/mists is recommended. Clean spills and over-spray with a clean damp cloth or use an absorbent.

EPA Reg. No. 72468-3
EPA Est. 72468

Net contents _____ Gallons.

Manufactured by: Mold Free, Inc.
9601 Wilshire Boulevard, Suite 620
Beverly Hills, CA 90210



Directions for use

It is a violation of Federal Law to use this product in a manner inconsistent with its labeling.

General Information

Mold & Mildew Magic™ is a ready-to-use solution with fungicidal/fungistatic properties. This product cannot be tank mixed with other products. This product will protect only treated wood and gypsum facing.

This product can be used in coatings to treat all interior and exterior wood structural components which when utilized will be protected from rain and not in direct contact with the ground. The treatment of lumber is permanent even after cutting and finishing providing the wood is not exposed to water for a prolonged period of time or in contact with the ground.

This product can be used for preventative treatment of wood in existing structures (before signs of infestation), for pre-treatment of wood during construction and for remedial treatment of wood infested with mold and fungus, as listed below.

Mold & Mildew Magic™ is recommended for wood and cellulose materials, in accordance with the specific treatment methods described herein. This product should be applied only to treat bare wood, plywood and particle board where an intact water repellent barrier such as paint, stain or a sealer is not present. **Do not apply to foam-board.**

Mold & Mildew Magic™ is effective for all interior and exterior wood that will be protected from excessive rain and not in direct contact with soil. Types of wood include, but are not limited to, all types of lumber, logs and plywood. **Use of this product does not substitute for mechanical alteration, soil treatment or foundation treatment, but is merely a supplement.**

This product is toxic to wood-destroying molds and fungi, but surface etching of treated wood by target organisms may occur. Application of *Mold & Mildew Magic™* to control wood-destroying organisms must be part of an Integrated Pest Management (IPM) strategy. Current Mold Free, Inc. specifications and technical bulletins must be followed for all treatment methods.

Do not use to treat lumber that will contact soil or be exposed to leaching by weather.

Application

Mold & Mildew Magic™ may be used as a solution or foam. For remedial control of mold, fungi and common molds attacking wood, or for protection of wood against future infestations, 2 applications of the *Mold & Mildew Magic™* aqueous solution are normally required.

Solutions

Apply solutions by brush or spray until the wood surface is thoroughly wet, at a rate of approximately 1 gallon per 200 square feet of wood surface area. Spray evenly using a medium or coarse spray at low pressure (20-30 psi). Best results and penetration will be obtained when ambient temperatures are above 55°F. Do not spray frozen wood, painted or waterproofed surfaces.

Foam

Apply foam so that all accessible wood surfaces are covered with foam at a rate of approximately 1 gallon per 200 square feet of wood surface area. Spray evenly using a medium or coarse spray at low pressure (20-30 psi). Where possible, place foam between wood joints or abutting wood surfaces. In wall voids, inject enough foam to contact *drywall* and wood surfaces of studs in the wall or the target area desired. Best results and penetration will be obtained when ambient temperatures are above 55°F. Do not foam frozen wood, painted or waterproofed surfaces.

Pressure processes

Pressure treatment procedures must rigidly adhere to the standards of Mold Free, Inc. and/or those of the American Wood Preservers' Association. If several species are being treated at once, choose the treating schedule for the most difficult to treat species.

Preventative treatment

Application of *Mold & Mildew Magic™* solution and foam will prevent infestation of mold and fungus.

Directions for use continued

Drilling and injecting

Application may also be by drilling and then injecting the solution or foam under pressure into sound wood or until runoff is observed from entry/exit holes of infested wood. Injection holes (approximately 1/8 inch diameter) should be drilled in the area of suspected infestation, preferably in a diamond pattern with the long axis (12-16 inches) along the grain and the short axis (4-6 inches) across. Drill holes approximately 3/4 of the thickness of the beam. The solution is injected under pressure (65-70 psi) for 15-60 seconds in each hole. Please refer to Mold Free, Inc. technical bulletin for further details.

Remedial treatment

Mold & Mildew Magic™ solution and foam will penetrate dry wood down to 1/2 inch below treated surfaces.

Attics, crawlspaces and basements

Spray *Mold & Mildew Magic™* to all accessible wood: rafters, trusses, top-plates, ceiling joists, plywood, particleboard, flooring, sub-floor etc. This application will control an infestation even when certain parts of the gallery are not directly sprayed. This has been a very effective technique in spot treating for control of mold and fungus.

Pre-treatment to wood - new construction

Spray or foam applications of *Mold & Mildew Magic™* may also be made to wood during construction. Apply solution to all accessible surfaces of bare wood at a rate of approximately 1 gallon per 200 square feet of wood surface area. Application should be performed after framing and roofing are in place and before drywall and insulation are installed. Avoid spraying electrical components. Protect wood from excessive rain.

Exterior wood

Mold & Mildew Magic™ can be applied to bare siding, trim or logs. Applications can be made by spray or pressure injection techniques. Painted or sealed wood can be treated by pressure injection or the sealing coat can be removed prior to application. Following treatment, exterior wood surfaces should be sealed. Wood should be completely dry before a sealing coat (paint, varnish or waterproofing seal) can be applied.

Decks

Mold & Mildew Magic™ can be used to treat wood decks. Prepare the deck by removing any dirt, debris or sealants that will interfere with the application and absorption of *Mold & Mildew Magic™*. After the deck has dried (dry to the touch) two applications of *Mold & Mildew Magic™* can then be applied to the wood. Protect any surrounding plants, ornamentals from accidental contact with the solution. Following treatment the deck should be allowed to dry before a sealing coat is applied.

Mold & Mildew Magic™ is **FOR NON-FOOD USE ONLY.**

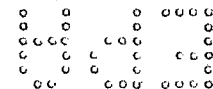
This product cannot be tank mixed with other products. In the home, remove or cover exposed food, food handling surfaces, and cooking utensils. Wash thoroughly after treatment and before reuse.

Do not use in any type of food processing plant (meat, poultry, shell egg, etc.) or food handling area. **DO NOT APPLY TO FOOD.** Do not use in cafeterias, kitchens, bakeries, meat packing plants, food processing plants, or any type of food handling establishment.

Do not apply in classrooms when in use. Do not use in aircraft cabins. Do not apply to patient rooms in hospitals and nursing homes while occupied.

Such applications are not a substitute for mechanical alteration, soil treatment or foundation treatment but are merely a supplement.

When spraying overhead interior areas of homes, apartment buildings and all other dwellings, cover or protect surfaces below the area being treated with plastic sheeting or other material which can be disposed of if contamination from dripping or splashing occurs.



Current Mold Free, Inc. specifications/technical bulletins should be followed for all treatment methods to ensure adequate chemical loadings in wood.

Notice Because of many varying conditions affecting use and application, manufacturer warns buyer that these may impair or vary the results or effects of the use of this product. In any event, complete prevention of decay by fungi or other organisms is not guaranteed. Neither manufacturer, nor seller shall be liable in respect to any injury or damages suffered by reason of the use of this product for a purpose not indicated by the label, or when used contrary to the directions or instructions hereon, nor with respect to breach of any warranty not expressly specified herein. Buyer accepts this material subject to these terms, and assumes all risk of usage and handling except when used or handled in accordance with this label. There are no express warranties on *Mold Free, Inc.* or implied warranties of merchantability or fitness for any particular purpose, except as specifically stated herein. Manufacturer shall not be liable for any consequential damages based on the use of this product.

Stain Away™ Mold & Mildew

Wood Preservative/Mold Control

NOTIFICATION
Date Revised: _____
Reviewed By: _____

7/18

For the preservation, protection and preventative treatment of wood against decay fungi, *mold* and wood-destroying insects and for remedial control of such pests in infested wood.

Active Ingredient:
Disodium Octaborate Tetrahydrate 10% (12% BAE)*
(Na₂B₈O₁₃·4H₂O)
Inert ingredients 90%

* 10% Disodium Octaborate Tetrahydrate active ingredient is equivalent to 12% Boric Acid, Acid Equivalents-BAE

Keep out of reach of children

CAUTION

FIRST AID

IF SWALLOWED:

- Call a poison control center or doctor immediately for treatment advice.
- Have person sip a glass of water if able to swallow.
- Do not induce vomiting unless told to do so by a poison control center or doctor.
- Do not give anything by mouth to an unconscious person.

IF IN EYES:

- Hold eye open and rinse slowly and gently with water for 15-20 minutes.
- Remove contact lenses, if present, after the first 5 minutes, then continue rinsing eye.
- Call a poison control center or doctor for treatment advice.

IF ON SKIN OR CLOTHING:

- Take off contaminated clothing.
- Rinse skin immediately with plenty of water for 15-20 minutes.
- Call a poison control center or doctor for treatment advice.

IF INHALED:

- Move person to fresh air.
- If person is not breathing, call 911 or an ambulance, then give artificial respiration, preferably mouth-to-mouth if possible.
- Call a poison control center or doctor for treatment advice.

Have the product container or label with you when calling a poison center or doctor, or going for treatment.

Precautionary statements:

Caution

Hazards to humans and domestic animals

Harmful if swallowed. Avoid contact with eyes. Wash thoroughly after handling. Avoid contamination of food and feed. Do not leave container where children or animals may gain access.

PERSONAL PROTECTIVE EQUIPMENT: Applicators and other handlers must wear a long-sleeved shirt and long pants which cover the entire arm and leg skin surface, socks, water-resistant boots, chemical resistant gloves and chemical resistant protective eyewear – splash goggles are recommended. When applying this product in confined spaces such as crawl spaces and attics, a ventilation exhaust system is recommended. If this is impractical, the use of a NIOSH approved respirator designed for dusts/mists is recommended. Clean spills and over-spray with a clean damp cloth or use an absorbent.

EPA Reg. No. 72468-3
EPA Est. 72468

Manufactured by: Mold Free, Inc.
9601 Wilshire Boulevard, Suite 620
Beverly Hills, CA 90210

STORAGE AND DISPOSAL

Do not contaminate water, food or feed by storage or disposal.
Storage: Store in a dry place. Do not store where children or animals may gain access.
Pesticide disposal: Wastes resulting from the use of this product may be disposed of on site or at an approved waste disposal facility.
Container disposal: Triple rinse (or equivalent). Then offer for recycling or reconditioning, or puncture and dispose of in a sanitary landfill, or incineration, or if allowed by state and local authorities, by burning. If burned, stay out of smoke.

Environmental hazards

Stain Away™ Mold & Mildew solutions carelessly spilled or applied to cropland or growing plants, including trees and shrubs, may kill or seriously retard plant growth. Do not contaminate water by cleaning of equipment or disposal of wastes. Do not discharge effluent containing this product into lakes, streams, ponds, estuaries, oceans or other waters unless in accordance with the requirements of a National Pollutant Discharge Elimination System (NPDES) permit and the permitting authority has been notified in writing prior to discharge. Do not discharge effluent containing this product to sewer systems without previously notifying the local sewage treatment plant authority. For guidance contact your State Water Board or Regional Office of the EPA.

Target organisms

Stain Away™ Mold & Mildew is an effective treatment for wood against decay, fungi, common molds including brown (i.e. *Poria*), white, and wet rots.

Preparation of treatment solution

Stain Away™ Mold & Mildew is a ready-to-use solution that can be applied without any preparation of the solution.

If using as a foam: Simply add a surfactant/foaming agent to the solution. Typically 1-2 ounces of foaming agent added to the aqueous solution will produce foam with the desired expansion ratios of approximately 20 to 1 (approx. 20 gallons of foam per 1 gallon of *Stain Away™ Mold & Mildew* aqueous solution). *Stain Away™ Mold & Mildew* foam should be of a consistency that adheres to wood surfaces, so that run-off is minimized. Since each foam machine can produce different foams, refer to the manufacturer manuals and the surfactant's label for specific instructions.

Net contents _____ Gallons

Directions for use

It is a violation of Federal Law to use this product in a manner inconsistent with its labeling.

General Information

Stain Away™ Mold & Mildew is a ready-to-use solution with fungicidal/fungistatic properties. This product cannot be tank mixed with other products. This product will protect only treated wood and gypsum facing.

This product can be used in coatings to treat all interior and exterior wood structural components which when utilized will be protected from rain and not in direct contact with the ground. The treatment of lumber is permanent even after cutting and finishing providing the wood is not exposed to water for a prolonged period of time or in contact with the ground.

This product can be used for preventative treatment of wood in existing structures (before signs of infestation), for pre-treatment of wood during construction and for remedial treatment of wood infested with mold and fungus, as listed below.

Stain Away™ Mold & Mildew is recommended for wood and cellulose materials, in accordance with the specific treatment methods described herein. This product should be applied only to treat bare wood, plywood and particle board where an intact water repellent barrier such as paint, stain or a sealer is not present. **Do not apply to foam-board.**

Stain Away™ Mold & Mildew is effective for all interior and exterior wood that will be protected from excessive rain and not in direct contact with soil. Types of wood include, but are not limited to, all types of lumber, logs and plywood. **Use of this product does not substitute for mechanical alteration, soil treatment or foundation treatment, but is merely a supplement.**

This product is toxic to wood-destroying molds and fungi, but surface etching of treated wood by target organisms may occur. Application of *Stain Away™ Mold & Mildew* to control wood-destroying organisms must be part of an Integrated Pest Management (IPM) strategy. Current Mold Free, Inc. specifications and technical bulletins must be followed for all treatment methods.

Do not use to treat lumber that will contact soil or be exposed to leaching by weather.

Application

Stain Away™ Mold & Mildew may be used as a solution or foam. For remedial control of mold, fungi and common molds attacking wood, or for protection of wood against future infestations, 2 applications of the *Stain Away™ Mold & Mildew* aqueous solution are normally required.

Solutions

Apply solutions by brush or spray until the wood surface is thoroughly wet, at a rate of approximately 1 gallon per 200 square feet of wood surface area. Spray evenly using a medium or coarse spray at low pressure (20-30 psi). Best results and penetration will be obtained when ambient temperatures are above 55°F. Do not spray frozen wood, painted or waterproofed surfaces.

Foam

Apply foam so that all accessible wood surfaces are covered with foam at a rate of approximately 1 gallon per 200 square feet of wood surface area. Spray evenly using a medium or coarse spray at low pressure (20-30 psi). Where possible, place foam between wood joints or abutting wood surfaces. In wall voids, inject enough foam to contact *drywall* and wood surfaces of studs in the wall or the target area desired. Best results and penetration will be obtained when ambient temperatures are above 55°F. Do not foam frozen wood, painted or waterproofed surfaces.

Pressure processes

Pressure treatment procedures must rigidly adhere to the standards of Mold Free, Inc. and/or those of the American Wood Preservers' Association. If several species are being treated at once, choose the treating schedule for the most difficult to treat species.

Preventative treatment

Application of *Stain Away™ Mold & Mildew* solution and foam will prevent infestation of mold and fungus.

Directions for use continued

Drilling and injecting

Application may also be by drilling and then injecting the solution or foam under pressure into sound wood or until runoff is observed from entry/exit holes of infested wood. Injection holes (approximately 1/8 inch diameter) should be drilled in the area of suspected infestation, preferably in a diamond pattern with the long axis (12-16 inches) along the grain and the short axis (4-6 inches) across. Drill holes approximately 3/4 of the thickness of the beam. The solution is injected under pressure (65-70 psi) for 15-60 seconds in each hole. Please refer to Mold Free, Inc. technical bulletin for further details.

Remedial treatment

Stain Away™ Mold & Mildew solution and foam will penetrate dry wood down to 1/2 inch below treated surfaces.

Attics, crawlspaces and basements

Spray *Stain Away™ Mold & Mildew* to all accessible wood: rafters, trusses, top-plates, ceiling joists, plywood, particleboard, flooring, sub-floor etc. This application will control an infestation even when certain parts of the gallery are not directly sprayed. This has been a very effective technique in spot treating for control of mold and fungus.

Pre-treatment to wood - new construction

Spray or foam applications of *Stain Away™ Mold & Mildew* may also be made to wood during construction. Apply solution to all accessible surfaces of bare wood at a rate of approximately 1 gallon per 200 square feet of wood surface area. Application should be performed after framing and roofing are in place and before drywall and insulation are installed. Avoid spraying electrical components. Protect wood from excessive rain.

Exterior wood

Stain Away™ Mold & Mildew can be applied to bare siding, trim or logs. Applications can be made by spray or pressure injection techniques. Painted or sealed wood can be treated by pressure injection or the sealing coat can be removed prior to application. Following treatment, exterior wood surfaces should be sealed. Wood should be completely dry before a sealing coat (paint, varnish or waterproofing seal) can be applied.

Decks

Stain Away™ Mold & Mildew can be used to treat wood decks. Prepare the deck by removing any dirt, debris or sealants that will interfere with the application and absorption of *Stain Away™ Mold & Mildew*. After the deck has dried (dry to the touch) two applications of *Stain Away™ Mold & Mildew* can then be applied to the wood. Protect any surrounding plants, ornaments from accidental contact with the solution. Following treatment the deck should be allowed to dry before a sealing coat is applied.

Stain Away™ Mold & Mildew is **FOR NON-FOOD USE ONLY.**

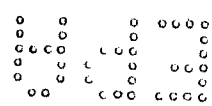
This product cannot be tank mixed with other products. In the home, remove or cover exposed food, food handling surfaces, and cooking utensils. Wash thoroughly after treatment and before reuse.

Do not use in any type of food processing plant (meat, poultry, shell egg, etc.) or food handling area. **DO NOT APPLY TO FOOD.** Do not use in cafeterias, kitchens, bakeries, meat packing plants, food processing plants, or any type of food handling establishment.

Do not apply in classrooms when in use. Do not use in aircraft cabins. Do not apply to patient rooms in hospitals and nursing homes while occupied.

Such applications are not a substitute for mechanical alteration, soil treatment or foundation treatment but are merely a supplement.

When spraying overhead interior areas of homes, apartment buildings and all other dwellings, cover or protect surfaces below the area being treated with plastic sheeting or other material which can be disposed of if contamination from dripping or splashing occurs.



Current Mold Free, Inc. specifications/technical bulletins should be followed for all treatment methods to ensure adequate chemical loadings in wood.

Notice Because of many varying conditions affecting use and application, manufacturer warns buyer that these may impair or vary the results or effects of the use of this product. In any event, complete prevention of decay by fungi or other organisms is not guaranteed. Neither manufacturer nor seller shall be liable in respect to any injury or damages suffered by reason of the use of this product for a purpose not indicated by the label, or when used contrary to the directions or instructions hereon, nor with respect to breach of any warranty not expressly specified herein. Buyer accepts this material subject to these terms, and assumes all risk of usage and handling except when used or handled in accordance with this label. There are no express warranties on *Mold Free, Inc.* or implied warranties of merchantability or fitness for any particular purpose, except as specifically stated herein. Manufacturer shall not be liable for any consequential damages based on the use of this product.