
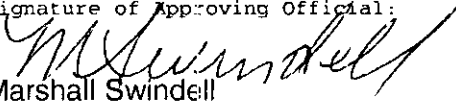


72304-8

11/30/2006

1111

 <p>U.S. ENVIRONMENTAL PROTECTION AGENCY Office of Pesticide Programs Antimicrobials Division (7510C) 1200 Pennsylvania Avenue NW Washington, D.C. 20460</p> <p>NOV 30 2006</p> <p><b>NOTICE OF PESTICIDE:</b> <input checked="" type="checkbox"/> Registration <input type="checkbox"/> Reregistration (under FIFRA, as amended)</p>	<p>EPA Reg. Number: 72304-8</p>	<p>Date of Issuance: NOV 30 2006</p>
	<p>Term of Issuance: <b>Conditional</b></p>	
	<p>Name of Pesticide Product: Clortram F-54</p>	
<p>Name and Address of Registrant (include ZIP Code):  Sostram Corporation 300 Colonial Parkway, Suite 230 Roswell, GA 30076</p>		
<p>Note: Changes in labeling differing in substance from that accepted in connection with this registration must be submitted to and accepted by the Registration Division prior to use of the label in commerce. In any correspondence on this product always refer to the above EPA registration number.</p>		
<p>On the basis of information furnished by the registrant, the above named pesticide is hereby registered/reregistered under the Federal Insecticide, Fungicide and Rodenticide Act.</p> <p>Registration is in no way to be construed as an endorsement or recommendation of this product by the Agency. In order to protect health and the environment, the Administrator, on his motion, may at any time suspend or cancel the registration of a pesticide in accordance with the Act. The acceptance of any name in connection with the registration of a product under this Act is not to be construed as giving the registrant a right to exclusive use of the name or to its use if it has been covered by others.</p> <p>This product is conditionally registered in accordance with FIFRA sec 3(c)(7)(A) provided that you:</p> <ol style="list-style-type: none"> <li>1. Submit and/or cite all data required for registration of your product under FIFRA sec. 3(c)(5) when the Agency requires all registrants of similar products to submit such data; and submit acceptable responses required for re-registration of your product under FIFRA section 4.</li> <li>2. Make the labeling changes listed below before you release the product for shipment:             <ol style="list-style-type: none"> <li>a. Revise the "EPA Registration Number to read, "EPA Reg. No. "72304-8".</li> </ol> </li> </ol>		
<p>Signature of Approving Official:  Marshall Swindell Product Manager Team-33 Regulatory Management Branch I Antimicrobials Division (7510P)</p>	<p>Date: NOV 30 2006</p>	


Page 2  
EPA Registration No. 72304-8

3. Submit two (2) copies of your final printed labeling before distributing or selling the product bearing the revised labeling.

If these conditions are not complied with, the registration will be subject to cancellation in accordance with FIFRA sec. 6(e). Your release for shipment of the product constitutes acceptance of these conditions.

A stamped copy of the label is enclosed for your records.

Sincerely,



Marshall Swindell  
Product Manager 33  
Regulatory Management Branch I  
Antimicrobials Division (7510P)

Enclosure

3/11



# SOSTRAM® CORPORATION

## CLORTRAM® F-54 FLOWABLE FUNGICIDE

For Manufacturing Use to Impart Mildew Control on Paint and Stain Films, Adhesives, Caulks and Sealants, Sapstain on Freshly Sawn Wood, and Decay Protection in Wood Composites and Mold and Mildew on Wood, Wallboard, Concrete, and Masonry (Cinder) Block Construction Materials in Buildings

**ACTIVE INGREDIENT:**

Chlorothalonil (tetrachloroisophthalonitrile) ..... 54.0%

OTHER INGREDIENTS: ..... 46.0%

TOTAL: ..... 100.0%

Contains 6 pounds chlorothalonil active ingredient per gallon.

### Keep Out of Reach of Children

### WARNING – AVISO

Si usted no entiende la etiqueta, busque a alguien para que se la explique a usted en detalle. (If you do not understand the label, find someone to explain it to you in detail.)

**FIRST AID:**

**IF INHALED:** Move person to fresh air. If person is not breathing, call 911 or an ambulance, then give artificial respiration, preferably mouth to mouth if possible. Call a poison control center or doctor for further treatment advice.

**IF IN EYES:** Hold eye open and rinse slowly and gently with water for 15-20 minutes. Remove contact lenses, if present, after the first 5 minutes, then continue rinsing eye. Call a poison control center or doctor for treatment advice.

**IF ON SKIN OR CLOTHING:** Take off contaminated clothing. Rinse skin immediately with plenty of water for 15-20 minutes. Call a poison control center or doctor for treatment advice.

**IF SWALLOWED:** Call a poison control center or doctor immediately for treatment advice. Have affected person sip a glass of water if able to swallow. Do not induce vomiting unless told by a poison control center or doctor. Do not give anything by mouth to an unconscious person.

Have the product container or label with you when calling a poison control center or doctor or going for treatment.

**NOTES TO PHYSICIAN:** Probable mucosal damage may contraindicate the use of gastric lavage. Persons having a temporary allergic reaction respond to treatment with antihistamines or steroid creams and/or systemic steroids.

Emergency phone numbers: (800) 424-9300 CHEMTREC (transportation and spills)  
(800) 900-4044 Poison Control Center (human health)  
(800) 345-4735 ASPCA (animal health)

EPA REG. NO. 72304-

EPA EST. NO. \_\_\_\_\_

ACCEPTED

NOV 30 2006

NET CONTENTS: \_\_\_\_\_

Product Name: Fungicide and  
Endoparasiticide  
EPA Reg. No. 72304-8

72304-8

MANUFACTURED FOR  
SOSTRAM CORPORATION  
300 Colonial Center Parkway, Suite 230  
Roswell, Georgia 30076

4/11

**PRECAUTIONARY STATEMENTS**  
**HAZARDS TO HUMANS AND DOMESTIC ANIMALS**

**WARNING – AVISO**

May be harmful if inhaled. Harmful if swallowed or absorbed through skin. Causes moderate eye irritation. Avoid contact with eyes, skin or clothing. Do not breathe spray mist. Prolonged or frequently repeated skin contact may cause allergic reaction in some individuals.

**Personal Protective Equipment (PPE):**

Handlers must wear:

- Long-sleeved shirt and long pants;
- Shoes plus socks;
- Protective eye wear;
- Waterproof gloves (some of the materials that are chemical-resistant to this product are barrier laminate, butyl rubber, nitrile rubber, neoprene rubber, polyethylene, polyvinyl chloride, or viton; If you want more options, follow the instructions for category A on an EPA chemical-resistance category selection chart).

Follow manufacturer's instructions for cleaning/maintaining PPE. If no such instructions for washables, use detergent and hot water. Keep and wash PPE separately from other laundry. Discard clothing and other absorbent materials that have been drenched or heavily contaminated with this product's concentrate. DO NOT reuse them.

**USER SAFETY RECOMMENDATIONS**

Users should:

- Wash hands before eating, drinking, chewing gum, using tobacco or using the toilet.
- Remove PPE immediately after handling this product. Wash the outside of gloves before removing. As soon as possible, wash thoroughly and change into clean clothing.
- Remove clothing immediately if pesticide gets inside. Then wash thoroughly and put on clean clothing.

**ENVIRONMENTAL HAZARDS**

This product is toxic to fish and wildlife. Do not discharge effluent containing this product into lakes, streams, ponds, estuaries, oceans or other waters unless in accordance with the requirements of a National Pollutant Discharge Elimination System (NPDES) permit and the permitting authority has been notified in writing prior to discharge. DO NOT discharge effluent containing this product to sewer systems without previously notifying the sewage treatment plant authority. For guidance, contact your State Water Board or Regional Office of the EPA.

NOV 30 2000

72304-8

5/11

## DIRECTIONS FOR USE

It is a violation of Federal law to use this product in a manner inconsistent with its labeling.

This product is used to protect treated articles from decay, mold or mildew, including paints and stains, adhesives, caulks, grouts, sealants, wood and wood composites.

This product must not be sold as a mildewcidal paint additive designed for direct sale to retail customers, e.g. in a 'pillow pack' or other small volume or one-use package.

This product may be added only to paint products that are labeled

- A) with product-specific instructions for the use of a respirator during application, or
- B) as follows: 'When applying with a sprayer, wear a NIOSH approved respirator with any R, P, or HE filter. [If oil is not present in the paint product or recommended for use as an additive in the paint product, add "N" as an additional respirator type.]'

This product must not be used as an in-container preservative.

Mix contents slowly before using to assure uniform mixture. Clortram F-54 is an aqueous dispersion containing 54.0% (wt/wt) active ingredient. Clortram F-54 is to be used in water-based or water-compatible products only.

---

### LATEX EMULSION PAINTS, STAINS, AND COATINGS

Disperse 9.2 to 18.5 pounds (6.6 to 13.4 pints) of CLORTRAM F-54 per 100 gallons of exterior paint to obtain effective mildew control in the paint film after it is applied. Use the high rate in areas favorable to mildew and mold growth, such as where painted surfaces frequently are warm and moist. CLORTRAM F-54, when added to stains designed for exterior wood, also protects the wood from surface molds and mildew stains caused by fungi.

Use 4.6 to 9.2 pounds (3.3 to 6.6 pints) of CLORTRAM F-54 per 100 gallons of interior latex paint. CLORTRAM F-54 is compatible with zinc oxide in latex paints.

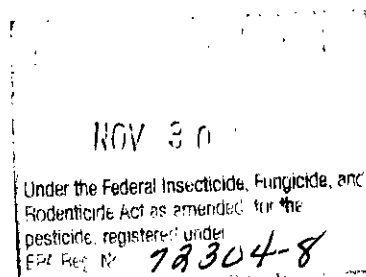
CLORTRAM F-54 can be used with either unmodified or alkyd modified acrylic, vinyl acrylic, or polyvinyl acetate latexes.

Clortram F-54 can be added into the paint formula during the pigment grind operation, during or after letdown, or post-added to a finished paint product after manufacture.

Note: If Clortram F-54 is used to produce post-manufacturing paint additive products, such products must be distributed to and used by only professional personnel engaged in the mixing or blending of paints. Such post-manufacturing paint additive products may not be sold directly to homeowners or non-professional painters.

If an in-can preservative is used in combination with CLORTRAM F-54, its compatibility with CLORTRAM F-54 should be examined first.

**DO NOT** use in paints designed for applications on food-contact surfaces, or on the interior of buildings engaged in food processing or food handling. **DO NOT** use in paints designed to be handled by children.



---

### AQUEOUS ADHESIVES

CLORTRAM F-54 may be incorporated into adhesives to protect the applied adhesive films from mold growth and decomposition. Fully disperse 9.3 to 18.5 pounds of CLORTRAM F-54 per 1,000 pounds of adhesive while it is being manufactured. Use the high rate in areas favorable to mildew and mold growth, such as where surfaces frequently are warm and moist.

**DO NOT** use in adhesives designed for applications on food-contact surfaces, or on the interior of buildings engaged in food processing or food handling.

---

### AQUEOUS CAULKS AND SEALANTS

To provide mildew and mold control on caulking or sealing deposits after application, fully disperse 0.93 to 9.26 pounds of CLORTRAM F-54 per 1,000 pounds of caulk or sealant products while they are being manufactured. The high rate is recommended for exterior caulks.

**DO NOT** use in caulks or sealants designed for applications on food-contact surfaces, or on the interior of buildings engaged in food processing or food handling.

---

### FRESHLY SAWN WOOD

To prevent sapstain and surface mold growth on freshly sawn wood, mix CLORTRAM F-54 into water-based dip treatment suspensions at the rate of 3.74 to 7.5 lbs (2.7 to 5.4 pints) per 100 gallons of water. Use the high rate if the wood to be treated is expected to remain in undried condition for a prolonged period. Dip freshly-sawn wood products into the treatment suspension for sufficient time to permit thorough coating of the wood surfaces. Maintain thorough agitation of the treatment suspension while wood is being treated. Store treated wood in an area that is not subject to runoff into surface waters. Do not dispose of spent treatment suspensions in any manner that may contaminate soil or water.

---

### COMPOSITE WOOD PRODUCTS

To provide decay protection for composite wood products, such as flakeboard or particle board that is to be used for building siding, sheathing, construction timbers, decking or planking, incorporate CLORTRAM F-54 into the wood composite material while it is being manufactured. Use 0.94 to 9.36 lbs. of CLORTRAM F-54 per cubic foot volume of final wood composite. The high loading rate should be used in composite wood products that are intended to be installed in contact with soil or concrete, or where the wood is intended to be exposed to conditions with continuously high levels of moisture. Thoroughly incorporate CLORTRAM F-54 into the composite material as it is being ground, mixed or blended with adhesives or binding materials prior to final formation of the wood composite matrix.

NOV 30 2000

72304-8

7/11

RECEIVED  
NOV 30 2008  
Under the Federal Insecticide, Fungicide, and  
Rodenticide Act, 25 U.S.C. 133-137, 145-146, 148-150, 152-153, 155-156, 158-159, 161-162, 164-165, 167-168, 170-171, 173-174, 176-177, 179-180, 182-183, 185-186, 188-189, 191-192, 194-195, 197-198, 200-201, 203-204, 206-207, 209-210, 212-213, 215-216, 218-219, 221-222, 224-225, 227-228, 230-231, 233-234, 236-237, 239-240, 242-243, 245-246, 248-249, 251-252, 254-255, 257-258, 260-261, 263-264, 266-267, 269-270, 272-273, 275-276, 278-279, 281-282, 284-285, 287-288, 290-291, 293-294, 296-297, 299-300, 302-303, 305-306, 308-309, 311-312, 314-315, 317-318, 320-321, 323-324, 326-327, 329-330, 332-333, 335-336, 338-339, 341-342, 344-345, 347-348, 350-351, 353-354, 356-357, 359-360, 362-363, 365-366, 368-369, 371-372, 374-375, 377-378, 380-381, 383-384, 386-387, 389-390, 392-393, 395-396, 398-399, 401-402, 404-405, 407-408, 410-411, 413-414, 416-417, 419-420, 422-423, 425-426, 428-429, 431-432, 434-435, 437-438, 440-441, 443-444, 446-447, 449-450, 452-453, 455-456, 458-459, 461-462, 464-465, 467-468, 470-471, 473-474, 476-477, 479-480, 482-483, 485-486, 488-489, 491-492, 494-495, 497-498, 500-501, 503-504, 506-507, 509-510, 512-513, 515-516, 518-519, 521-522, 524-525, 527-528, 530-531, 533-534, 536-537, 539-540, 542-543, 545-546, 548-549, 551-552, 554-555, 557-558, 560-561, 563-564, 566-567, 569-570, 572-573, 575-576, 578-579, 581-582, 584-585, 587-588, 590-591, 593-594, 596-597, 599-600, 602-603, 605-606, 608-609, 611-612, 614-615, 617-618, 620-621, 623-624, 626-627, 629-630, 632-633, 635-636, 638-639, 641-642, 644-645, 647-648, 650-651, 653-654, 656-657, 659-660, 662-663, 665-666, 668-669, 671-672, 674-675, 677-678, 680-681, 683-684, 686-687, 689-690, 692-693, 695-696, 698-699, 701-702, 704-705, 707-708, 710-711, 713-714, 716-717, 719-720, 722-723, 725-726, 728-729, 731-732, 734-735, 737-738, 740-741, 743-744, 746-747, 749-750, 752-753, 755-756, 758-759, 761-762, 764-765, 767-768, 770-771, 773-774, 776-777, 779-780, 782-783, 785-786, 788-789, 791-792, 794-795, 797-798, 800-801, 803-804, 806-807, 809-810, 812-813, 815-816, 818-819, 821-822, 824-825, 827-828, 830-831, 833-834, 836-837, 839-840, 842-843, 845-846, 848-849, 851-852, 854-855, 857-858, 860-861, 863-864, 866-867, 869-870, 872-873, 875-876, 878-879, 881-882, 884-885, 887-888, 890-891, 893-894, 896-897, 899-900, 902-903, 905-906, 908-909, 911-912, 914-915, 917-918, 920-921, 923-924, 926-927, 929-930, 932-933, 935-936, 938-939, 941-942, 944-945, 947-948, 950-951, 953-954, 956-957, 959-960, 962-963, 965-966, 968-969, 971-972, 974-975, 977-978, 980-981, 983-984, 986-987, 989-990, 992-993, 995-996, 998-999

**MOLD AND MILDEW CONTROL IN WOOD, WALLBOARD, CONCRETE, AND MASONRY (CINDER) BLOCK CONSTRUCTION MATERIALS IN BUILDINGS 72304-8**

CLORTRAM F-54 is used to treat wood, wallboard, concrete, and masonry (cinder) block building materials to inhibit or prevent the growth of mold organisms when the materials are subjected to moist or wet environments. Before applying this product, visible mold growth must be removed, and conditions favorable to mold growth must be identified and corrected.

This product is compatible with, and may be mixed with wood protection, products containing borates (such as BORA-CARE® and CELLU-TREAT®).

When used on the interior sides of living spaces the treated surfaces must be subsequently covered with overlayment materials such as wallpaper, paint, or similar coatings.

DO NOT use on food-contact surfaces, or on the interior of buildings engaged in food processing or food handling.

**PREVENTIVE TREATMENT**

To inhibit surface mold and mildew growth on wood, wallboard, concrete, and masonry (cinder) block construction material in new or renovated building construction, mix CLORTRAM F-54 into water at the rate of 1.5 gallons (16.7 lb) per 100 gallons of water and apply evenly by paintbrush, airless sprayer, low pressure handwand or backpack sprayer. Assure uniform coverage of surfaces to be protected (approximately 500 square feet per gallon). Surfaces should be evenly wet without runoff or pooling.

Permit treated surfaces to thoroughly dry before painting or affixing overlayment materials such as siding, wallboard or flooring.

Repeat the application of this product as necessary if mold growth appears, following directions provided below for REMEDIAL TREATMENT. If regrowth occurs, investigate to determine the cause and correct the problem prior to reapplication of CLORTRAM F-54. Mold may recur in conditions of persistently high humidity, standing water, or hidden water leaks.

**REMEDIAL TREATMENT**

CLORTRAM F-54 must be used as part of a comprehensive mold remediation or water damage restoration program including:

- Periodic monitoring and inspection of conditions favorable to mold growth such as moisture ingress and high relative humidity
- Effecting repairs as necessary to eliminate conditions favorable to mold growth
- Drying of affected areas to below 20% moisture content

Mix CLORTRAM F-54 into water at the rate of 1.5 gallons (16.7 lb) per 100 gallons of water and apply evenly by paintbrush, airless sprayer, low pressure handwand, or backpack sprayer. Assure uniform coverage of surface to be protected (approximately 500 square feet per gallon). Surfaces should be evenly wet without runoff or pooling. Permit treated surfaces to thoroughly dry before painting or affixing overlayment materials such as siding, wallboard or flooring.

The following associations and Internet sites should be consulted for information on standards and guidelines for remedial treatment of mold and mildew:

- IAQA- Indoor Air Quality Association ([www.iaqa.org](http://www.iaqa.org))
- EPA- Environmental Protection Agency ([www.epa.gov](http://www.epa.gov))
- DOH- New York City Department of Health ([www.ci.nyc.ny.us/huml/doh/html/epi/moldrpt1.html](http://www.ci.nyc.ny.us/huml/doh/html/epi/moldrpt1.html))
- IICRC- Institute of Inspection, Cleaning and Restoration Certification (<http://www.iicrc.org/>)

\*\*\*\*\*

**Small Areas-Total Surface Area Affected Less Than 10 Square Feet  
Cleanup Methods\***

**Wood Surfaces**

Prior to applying CLORTRAM F-54, clean the affected area using one of the following or another preferred professional method.

8/11

Method 1: Wet vacuum (in the case of porous materials, some mold spores/fragments will remain in the material but will not grow if the material is completely dried).

Method 2: Damp-wipe surfaces with plain water or use a wood floor cleaner; scrub as needed

Method 3: High-efficiency particulate air (HEPA) vacuum after the material has been thoroughly dried. Dispose of the contents of the HEPA vacuum in well-sealed plastic bags.

Minimum personal protective equipment to be worn during clean-up includes gloves, N-95 respirator and goggles/eye protection.\*\*

**Wallboard (drywall and gypsum board)**

Prior to applying CLORTRAM F-54, clean the affected area using high-efficiency particulate air (HEPA) vacuum after the material has been thoroughly dried. Dispose of the contents of the HEPA vacuum in well-sealed plastic bags.

Minimum personal protective equipment to be worn during clean-up includes gloves, N-95 respirator and goggles/eye protection.\*\*

**Other Construction Materials**

**Concrete or Cinder Block**

Method 1: Wet vacuum (in the case of porous materials, some mold spores/fragments will remain in the material but will not grow if the material is completely dried).

Method 2: High-efficiency air (HEPA) vacuum after the material has been thoroughly dried. Dispose of the contents of the HEPA vacuum in well-sealed plastic bags.

Special procedures and training are required for remediation of moldy areas larger than 10 square feet. Consult guidelines for remediation of large areas established by the Indoor Air Quality Association ([www.iaqa.org](http://www.iaqa.org)) and the US Environmental Protection Agency ([www.epa.gov](http://www.epa.gov)). An excellent reference is the New York City Department of Health publication, "Guidelines on Assessment and Remediation of Fungi in Indoor Environments." An excellent guide for professional mold remediation is available from the Institute of Inspection, Cleaning And Restoration Certification (IICRC). Standard S520 is based upon reliable remediation and restoration techniques, and combines academic principles with practical elements of water damage restoration. Where structural members and/or contents have been exposed to water in excess of 24 hours, there is a possibility of extensive microbial growth that may be hidden. In such a case a complete assessment and remediation plan must be prepared that provides for user and occupant safety and (documentation and monitoring of the remediation process. IICRC S520 contains excellent guidance for such a plan. In the context of such a plan, CLORTRAM F-54 can be used on materials to be removed and disposed of and in other applications where mold inhibition is indicated. The Standard must be followed exactly and all growth and contaminated organic material removed prior to using CLORTRAM F-54. Before using CLORTRAM F-54 in mitigation of large projects, you should be knowledgeable of these guidelines and follow their recommendations.

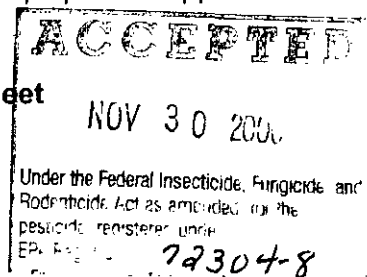
In the absence of access to the guidance and standards identified, the user should refer to the following information taken from US. EPA's guide: Mold Remediation in Schools and Commercial Buildings (March 2001). These guidelines are based on the area and type of material affected by water damage and/or mold growth. Please note that these are guidelines; some professionals may prefer other cleaning methods. Use the appropriate remediation steps prior to application of CLORTRAM F-54.

\*\*\*\*\*

**Medium-Total Surface Area Affected Between 10 and 100 Square Feet**

**Wood Surfaces**

**Cleanup Methods\***





9/11

Method 1: Wet vacuum (in the case of porous materials, some mold spores/fragments will remain in the material but will not grow if the material is completely dried).

Method 2: Damp-wipe surfaces with plain water or use a wood floor cleaner; scrub as needed.

Method 3: High-efficiency particulate air (HEPA) vacuum after the material has been thoroughly dried. Dispose of the contents of the HEPA vacuum in well-sealed plastic bags.

**Wallboard (drywall and gypsum board)**

Method 1: High-efficiency particulate (HEPA) vacuum after the material has been thoroughly dried. Dispose of the contents of the HEPA vacuum in well-sealed plastic bags.

Method 2: Discard/remove water-damaged materials and seal in plastic bags while inside of containment, if present. Dispose of as normal waste. HEPA vacuum area after it is dried.

**Other Construction Materials**

**Concrete or cinder block**

Method 1: Wet vacuum (in the case of porous materials, some mold spores/fragments will remain in the material but will not grow if the material is completely dried).

Method 2: High-efficiency particulate (HEPA) vacuum after the material has been thoroughly dried. Dispose of the contents of the HEPA vacuum in well-sealed plastic bags.

Limited or Full personal protective equipment is recommended during cleanup.\*\* Limited personal protective equipment includes gloves, N-95 respirator or half-face respirator with HEPA filter, disposable overalls, goggles/eye protection. Full personal protective equipment includes gloves, disposable full body clothing, head gear, foot coverings, full-face respirator with HEPA filter.

Use professional judgment, consider potential for remediator exposure and size of contaminated area.

\*\*\*\*\*

**Large-Total Surface Area Affected Greater Than 100 Square Feet or Potential for Increased Occupant or Remediator Exposure During Remediation Estimated to be Significant**

**Wood Surfaces**

**Cleanup Methods\***

Method 1: Wet vacuum (in the case of porous materials, some mold spores/fragments will remain in the material but will not grow if the material is completely dried).

Method 2: Damp-wipe surfaces with plain water or with a wood floor cleaner; scrub as needed.

Method 3: High-efficiency particulate (HEPA) vacuum after the material has been thoroughly dried. Dispose of the contents of the HEPA vacuum in well-sealed plastic bag.

Method 4: Discard/remove water-damaged materials and seal in plastic bags while inside of containment, if present. Dispose of as normal waste. HEPA vacuum area after it is dried.

**Wallboard (drywall and gypsum board)**

**Cleanup Methods\***

Method 1: High-efficiency particulate (HEPA) vacuum after the material has been thoroughly dried. Dispose of the contents of the HEPA vacuum in well-sealed plastic bags.

Method 2: Discard/remove water-damaged materials and seal in plastic bags while inside of containment, if present. Dispose of as normal waste. HEPA vacuum area after it is dried.

**Other Construction Materials**

**Concrete or cinder block**

**Cleanup Methods\***

Method 1: Wet vacuum (in the case of porous materials, some mold spores/fragments will remain in the material but will not grow if the material is completely dried).

NOV 2003  
72304-8

10/11

Method 2: High-efficiency particulate (HEPA) vacuum after the material has been thoroughly dried. Dispose of the contents of the HEPA vacuum in well-sealed plastic bags.

Gloves, disposable full body clothing, head gear, foot coverings, full-face respirator with HEPA filter are the recommended personal protective equipment.\*\*

\*Select method most appropriate to situation. Since molds gradually destroy the things they grow on, if mold growth is not addressed promptly, some items may be damaged such that cleaning will not restore their original appearance. If mold growth is heavy and items are valuable or important, you may wish to consult a restoration water damage/remediation expert. Please note that these are guidelines; other cleaning methods may be preferred by some professionals.

\*\*Use professional judgment to determine prudent levels of Personal Protective Equipment and containment for each situation, particularly as the remediation site size increases and the potential for exposure and health effects rises. Assess the need for increased Personal Protective Equipment if, during the remediation, more extensive contamination is encountered than was expected. These guidelines are for damage caused by clean water. If you know or suspect that the water source is contaminated with sewage, or chemical or biological pollutants, then the Occupational Safety and Health Administration (OSHA) requires PPE and containment. An experienced professional should be consulted if you and/or your remediators do not have expertise in remediating contaminated water situations.

**Containment of Affected Materials**

**Total Surface Area Affected Between 10 and 100 Square Feet (All Surfaces)**

Use polyethylene sheeting ceiling to floor around affected area with a slit entry and covering flap; maintain area under negative pressure with HEPA filtered fan unit. Block supply and return air vents within containment area.

**Total Surface Area Affected Greater Than 100 Square Feet or Potential for Increased Occupant or Remediator Exposure During Remediation Estimated to be Significant**

Use two layers of fire-retardant polyethylene sheeting with one airlock chamber. Maintain area under negative pressure with HEPA filtered fan exhausted outside of building. Block supply and return air vents within containment area.

NOV 30 2000  
Under the Federal Insecticide, Fungicide and  
Rodenticide Act, this label for the  
product is being printed under  
723048

|||

## STORAGE AND DISPOSAL

Do not contaminate water, food or feed by storage or disposal. Open dumping is prohibited.

**PESTICIDE STORAGE:** Store in a cool place. Protect from excessive heat.

**PESTICIDE DISPOSAL:** Pesticide wastes are toxic. Improper disposal of excess pesticide, pesticide formulation or rinsate is a violation of Federal law. If these wastes cannot be disposed of by use according to label instructions, contact your State Pesticide or Environmental Control Agency, or the Hazardous Waste representative at the nearest EPA Regional Office for guidance.

**CONTAINER DISPOSAL:** Do not reuse empty container. Triple rinse (or equivalent). Then offer for recycling or reconditioning, or puncture and dispose of in a sanitary landfill, or by incineration, or, if allowed by state and local authorities, by burning. If burned stay out of smoke.

## WARRANTY AND LIMITATION OF DAMAGES

**CONDITIONS OF SALE:** Sostram Corporation warrants that this product conforms to the chemical description on the label and is reasonably fit for the purposes stated on the label when used in accordance with the directions under normal conditions of use. This warranty does not extend to the use of this product contrary to label instructions, or under abnormal use conditions, or under conditions not reasonably foreseeable to Sostram. **SOSTRAM DISCLAIMS ALL OTHER WARRANTIES, EXPRESS OR IMPLIED, INCLUDING ANY WARRANTY OF FITNESS OR MERCHANTABILITY. SOSTRAM SHALL NOT BE LIABLE FOR CONSEQUENTIAL, SPECIAL, OR INDIRECT DAMAGES RESULTING FROM THE USE OR HANDLING OF THIS PRODUCT, AND SOSTRAM'S SOLE LIABILITY AND BUYER'S AND USER'S EXCLUSIVE REMEDY SHALL BE LIMITED TO THE REFUND OF THE PURCHASE PRICE. BUYER AND USER ACKNOWLEDGE AND ASSUME ALL RISKS AND LIABILITY RESULTING FROM HANDLING, STORAGE AND USE OF THIS PRODUCT. SOSTRAM DOES NOT AUTHORIZE ANY AGENT OR REPRESENTATIVE TO MAKE ANY OTHER WARRANTY, GUARANTEE OR REPRESENTATION CONCERNING THIS PRODUCT.**

NOV 30 2002