

72265-1

12/22/2004

72265-1 1/10  
12-22-2004  
Can Label-7.9oz  
size  
(p1 of 6)

**PRECAUTIONARY STATEMENTS**  
**Hazard to Humans & Domestic Animals**

**DANGER:** May cause Irreversible eye damage if sprayed in the eyes at close range. Contact through touching or rubbing eyes may result in substantial but temporary eye injury. Strongly irritating to nose and skin. Do not get in eyes, on skin, or on clothing. Wash thoroughly with soap and water after handling. Remove contaminated clothing and wash clothing before reuse.

**First Aid**

Have label with you when obtaining medical advice. Call a poison control center, doctor or 1-800-858-7378 immediately for treatment advice.

**IF ON SKIN OR CLOTHING** – Take off contaminated clothing. Rinse skin immediately with plenty of water for 15-20 minutes.

**IF IN EYES** – Hold eye open and rinse slowly and gently with water for 15-20 minutes. Remove contact lenses, if present, after the first 5 minutes, then continue rinsing eye.

**Physical or Chemical Hazards**

Flammable. Contents under pressure. Keep away from heat, sparks and open flame. Do not puncture or incinerate container. Exposure to temperatures above 130°F may cause bursting.

**Environmental Hazards**

Do not apply directly to water. Do not contaminate water by disposing of unused materials.

**DIRECTIONS FOR USE**

It is a violation of Federal law to use this product in a manner inconsistent with its labeling.

**USE RESTRICTIONS:** This product may be used to deter bears that are attacking or appear likely to attack humans. This product may not be effective in all situations or prevent all injuries. Do not spray this product on objects, tents, or humans; such use has no deterrent effects on bears. Do not seek out encounters with bears or intentionally provoke them. Keep safety clip in place except when practicing with or using the product. Do not eat allow to be eaten any food or feed material that may have become contaminated with this product.

This product has an effective range of 30 feet.  
The canister empties in approximately 5 seconds.

**APPLICATION DIRECTIONS:** Special procedures must be followed to arm the container, apply the product and restore the safety clip to disarm the container. Before taking this product into bear country, read the directions below and familiarize yourself with these procedures. If you have not used this product before, you should obtain a training can and practice with it until you can perform these activities quickly and accurately. If you test fire this canister, make sure the wind is at your back and depress the actuator tab for no more than half a second. Do not test fire in areas inhabited by bears. After test firing clean nozzle and can with soap and water to remove residue from the can.

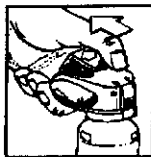


Fig. 1




Fig. 2

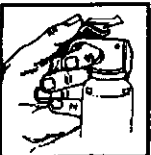


Fig. 3

**To Arm and Apply:** This product is designed for one-handed operation. Place forefinger through hole in handle with thumb on safety clip curl. Pull safety clip straight back and off using thumb (Fig. 1). Depress actuator tab for burst of spray (Fig. 2).

Aim at face and eyes of bear. Press trigger for 3 seconds in order to create a barrier of spray between you and the bear. Stop to evaluate the impact of wind and other factors and adjust your aim if needed before spraying again.

**To Disarm:** Replace safety clip by firmly pushing with thumb until audible "snap" is heard (Fig. 3). Check to see if safety clip is securely in place. No gap should be visible between the actuator handle and the safety clip.

**STORAGE and DISPOSAL**

**Storage:** Store only in original container, in a dry place inaccessible to children and pets. Do not store in places where the temperature is above 120°F or below 32°F.

**Disposal: Do Not Puncture or Incinerate!**

**If empty:** Press valve to release all pressure. Then place in trash or other for recycling if available.

**If partly filled:** Call your solid waste agency or 1-800-CLEANUP for disposal instructions.

# FRONTIERSMAN

## BEAR ATTACK DETERRENT

**To Deter Bears From Attacking Humans**  
**For Use When Hunting, Camping, Fishing, Hiking**  
**and Biking or whenever enjoying the great outdoors.**

**ACTIVE INGREDIENTS:**

**Capsaicin and related capsaicinoids\*.....2.0%**  
**INERT INGREDIENTS.....98.0%**  
**TOTAL.....100.0%**

\*Includes 1.1% Capsaicin and 0.9% related capsaicinoids derived from Oleoresin of *Capsicum*

**DO NOT SEEK OUT ENCOUNTERS WITH BEARS. THIS PRODUCT IS A BEAR ATTACK DETERRENT THAT MAY PROTECT USERS IN SOME UNEXPECTED CONFRONTATIONS WITH BEARS BUT MAY NOT BE EFFECTIVE IN ALL SITUATIONS OR PREVENT INJURIES. READ THIS ENTIRE LABEL BEFORE TAKING THIS PRODUCT INTO AREAS WHERE BEARS MIGHT BE ENCOUNTERED.**

**KEEP OUT OF REACH OF CHILDREN**

**DANGER**

**Strong temporary irritant to eyes, nose and skin.**  
**Wash thoroughly with soap and water after handling.**

**See Back Panel for Additional Precautions**

EPA Reg. No. 72265-1 EPA Est. 72265-MO-1

NET CONTENTS: 7.9 OZ.

**ACCEPTED**  
DEC 22 2004  
Under the Federal Insecticide, Fungicide, and Rodenticide Act, as amended, for the pesticide registered under EPA Reg. No. 72265-1

Manufactured by: Security Equipment Corporation  
330 Sun Valley Circle, Fenton, MO 63026  
(800) 325-9568  
@sabre-sabrered.com  
Made in the U.S.A.

72265-1 2/6  
12-22-2004  
Insert Label  
7.9 oz size  
(p2 of 6)

# FRONTIERSMAN<sup>®</sup>

## BEAR ATTACK DETERRENT

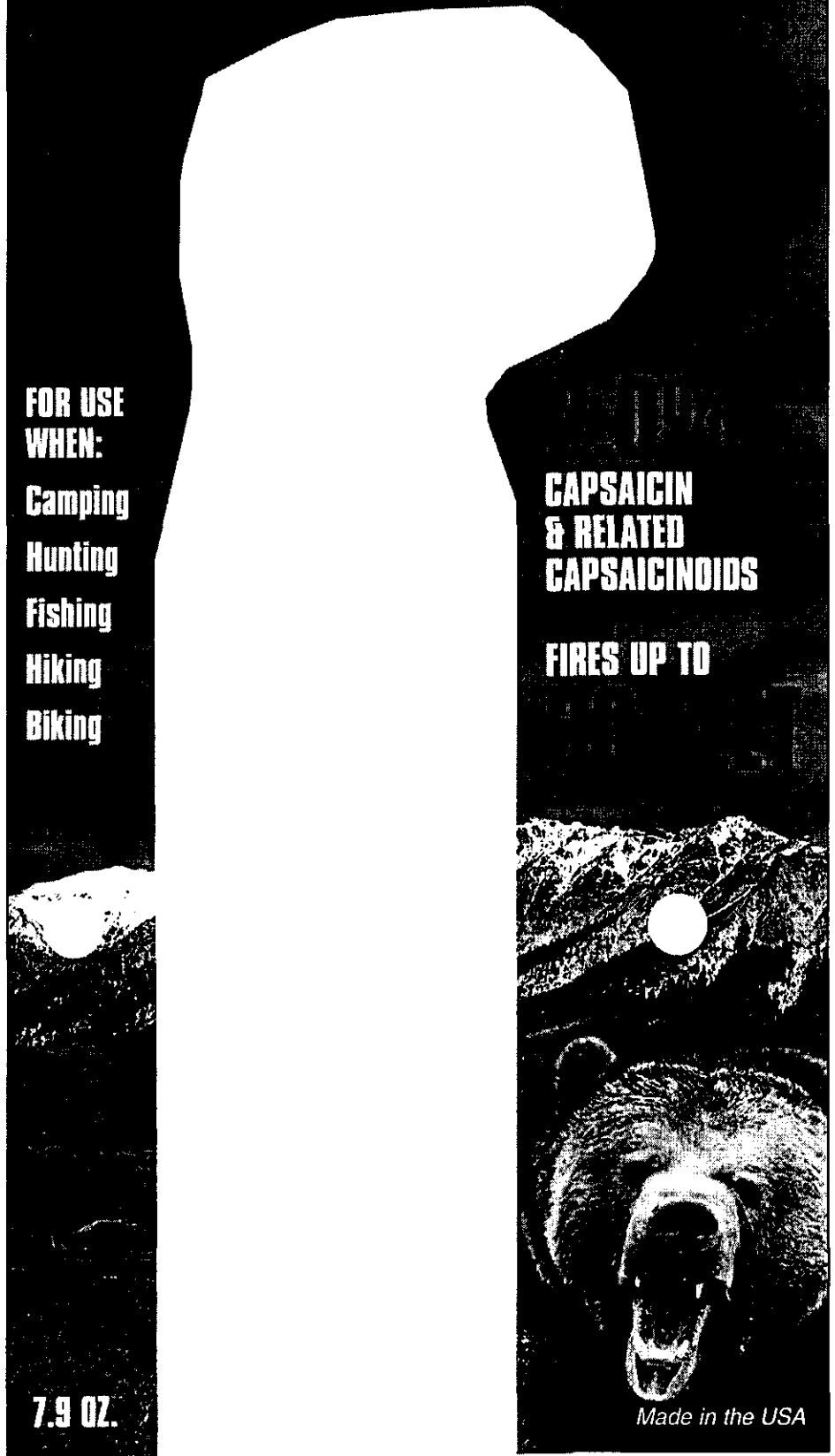
**FOR USE  
WHEN:**  
Camping  
Hunting  
Fishing  
Hiking  
Biking

**CAPSAICIN  
& RELATED  
CAPSAICINOLIDS**

**FIRES UP TO**

**7.9 OZ.**

*Made in the USA*



# FRONTIERSMAN BEAR ATTACK DETERRENT

## PRECAUTIONARY STATEMENTS

### Hazards to Humans & Domestic Animals

**DANGER:** May cause irreversible eye damage if sprayed directly in the eyes at close range. Contact through touching or rubbing eyes may result in substantial but temporary eye injury. Strongly irritating to nose and skin. Do not get in eyes, on skin, or on clothing. Wash thoroughly with soap and water after handling. Remove contaminated clothing and wash clothing before reuse.

### First Aid

Have label with you when obtaining treatment advice. Call a poison control center, doctor, or 1-800-858-7378 immediately for treatment advice.

**If On Skin or Clothing** - Take off contaminated clothing. Rinse skin immediately with plenty of water for 15-20 minutes.

**If In Eyes** - Hold eye open and rinse slowly and gently with water for 15-20 minutes.

Remove contact lenses, if present, after the first 5 minutes, then continue rinsing eye.

### Physical or Chemical Hazards

Flammable. Contents under pressure. Keep away from heat, sparks and open flame. Do not puncture or incinerate container.

Exposure to temperatures above 130°F may cause bursting.

### Environmental Hazards

Do not apply directly to water. Do not contaminate water by disposing of unused material.

## DIRECTIONS FOR USE

It is a violation of Federal law to use this product in a manner inconsistent with its labeling.

**USE RESTRICTIONS:** This product may be used only to deter bears that are attacking or appear likely to attack humans. This product may not be effective in all situations or prevent all injuries. Do not spray this product on objects, tents or humans; such use has no deterrent effect on bears. Do not seek out encounters with bears or intentionally provoke them. Keep safety clip in place except when practicing with or using the product. Do not eat or allow to be eaten any food or feed materials that may have become contaminated with this product.

This product has an effective range of 30 feet. The canister empties in approximately 5 seconds.

**APPLICATION DIRECTIONS:** Special procedures must be followed to arm the container, apply the product and restore the safety clip to disarm the container. Before taking this product into bear country, read the directions below and familiarize yourself with these procedures. If you have not used this product before, you should obtain a training can and practice with it until you can perform these activities quickly and accurately. If you test-fire this container, make sure the wind is at your back and depress the actuator tab for no more than half a second. Do not test-fire in areas inhabited by bears. After test firing, clean nozzle and can with soap and water to remove residue from the can.

### To Arm and Apply:

This product is designed for one-handed operation. Place forefinger through hole in handle with thumb on safety clip curl. Pull safety clip straight back and off using thumb (Fig. 1). Depress actuator tab for burst of spray (Fig. 2). Aim at face and eyes of bear. Press trigger for 3 seconds in order to create a barrier of spray between you and the bear. Stop to evaluate the impact of wind and other factors and adjust your aim if needed before spraying again.

**To Disarm:** Replace safety clip by firmly pushing with thumb until audible "snap" is heard (Fig. 3). Check to see if safety clip is securely in place. No gap should be visible between the actuator handle and the safety clip.

## Storage and Disposal

**STORAGE:** Store only in original container, in a dry place inaccessible to children and pets.

**DISPOSAL: Do Not Puncture or Incinerate**

**If empty:** Press valve to release all pressure. Then place in trash or offer for recycling if available.

**If partly filled:** Call your local solid waste agency or 1-800-CLEANUP for disposal instructions.

EPA Registration No. 72265-1  
EPA Est. 72265-MO-1

SECURITY EQUIPMENT CORPORATION  
330 Sun Valley Circle, Fenton, MO 63026



Fig. 1




Fig. 2



Fig. 3

BAR CODE

SECURITY  
EQUIPMENT CORPORATION

330 Sun Valley Circle • Fenton, MO 63026

72265-1 3/0

12-22-2004

Insert

7.9 oz. size

(p 3 of 6)

72265-1 4/6  
12-22-2004  
Can Label, 9.2 oz size  
(p4 of 6)

**PRECAUTIONARY STATEMENTS**

**Hazard to Humans & Domestic Animals**

**DANGER:** May cause Irreversible eye damage if sprayed in the eyes at close range. Contact through touching or rubbing eyes may result in substantial but temporary eye injury. Strongly irritating to nose and skin. Do not get in eyes, on skin, or on clothing. Wash thoroughly with soap and water after handling. Remove contaminated clothing and wash clothing before reuse.

**First Aid**

Have label with you when obtaining medical advice. Call a poison control center, doctor or 1-800-858-7378 immediately for treatment advice.

**IF ON SKIN OR CLOTHING** – Take off contaminated clothing. Rinse skin immediately with plenty of water for 15-20 minutes.

**IF IN EYES** – Hold eye open and rinse slowly and gently with water for 15-20 minutes. Remove contact lenses, if present, after the first 5 minutes, then continue rinsing eye.

**Physical or Chemical Hazards**

Flammable. Contents under pressure. Keep away from heat, sparks and open flame. Do not puncture or incinerate container. Exposure to temperatures above 130°F may cause bursting.

**Environmental Hazards**

Do not apply directly to water. Do not contaminate water by disposing of unused materials.

**DIRECTIONS FOR USE**

It is a violation of Federal law to use this product in a manner inconsistent with its labeling.

**USE RESTRICTIONS:** This product may be used to deter bears that are attacking or appear likely to attack humans. This product may not be effective in all situations or prevent all injuries. Do not spray this product on objects, tents, or humans; such use has no deterrent effects on bears. Do not seek out encounters with bears or intentionally provoke them. Keep safety clip in place except when practicing with or using the product. Do not eat allow to be eaten any food or feed material that may have become contaminated with this product.

This product has an effective range of 35 feet. The canister empties in approximately 5 seconds.

**APPLICATION DIRECTIONS:** Special procedures must be followed to arm the container, apply the product and restore the safety clip to disarm the container. Before taking this product into bear country, read the directions below and familiarize yourself with these procedures. If you have not used this product before, you should obtain a training can and practice with it until you can perform these activities quickly and accurately. If you test fire this canister, make sure the wind is at your back and depress the actuator tab for no more than half a second. Do not test fire in areas inhabited by bears. After test firing clean nozzle and can with soap and water to remove residue from the can.

**To Arm and Apply:** This product is designed for one-handed operation. Place forefinger through hole in handle with thumb on safety clip curl. Pull safety clip straight back and off using thumb (Fig. 1). Depress actuator tab for burst of spray (Fig.2).

Aim at face and eyes of bear. Press trigger for 3 seconds in order to create a barrier of spray between you and the bear. Stop to evaluate the impact of wind and other factors and adjust your aim if needed before spraying again.

**To Disarm:** Replace safety clip by firmly pushing with thumb until audible "snap" is heard (Fig. 3). Check to see if safety clip is securely in place. No gap should be visible between the actuator handle and the safety clip.

**STORAGE and DISPOSAL**

**Storage:** Store only in original container, in a dry place inaccessible to children and pets. Do not store in places where the temperature is above 120°F or below 32°F.

**Disposal: Do Not Puncture or Incinerate!**

**If empty:** Press valve to release all pressure. Then place in trash or offer for recycling if available.

**If partly filled:** Call your solid waste agency or 1-800-CLEANUP for disposal instructions.

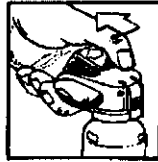


Fig. 1



Fig. 2



Fig. 3

# FRONTIERSMAN BEAR ATTACK DETERRENT

**To Deter Bears From Attacking Humans  
For Use When Hunting, Camping, Fishing, Hiking  
and Biking or whenever enjoying the great outdoors.**

**ACTIVE INGREDIENTS:**

**Capsaicin and related capsaicinoids\*.....2.0%**  
**INERT INGREDIENTS.....98.0%**  
**TOTAL.....100.0%**

\*Includes 1.1% Capsaicin and 0.9% related capsaicinoids derived from Oleoresin of *Capsicum*

**DO NOT SEEK OUT ENCOUNTERS WITH BEARS. THIS PRODUCT IS A BEAR ATTACK DETERRENT THAT MAY PROTECT USERS IN SOME UNEXPECTED CONFRONTATIONS WITH BEARS BUT MAY NOT BE EFFECTIVE IN ALL SITUATIONS OR PREVENT INJURIES. READ THIS ENTIRE LABEL BEFORE TAKING THIS PRODUCT INTO AREAS WHERE BEARS MIGHT BE ENCOUNTERED.**

**KEEP OUT OF REACH OF CHILDREN**

**DANGER**

**Strong temporary irritant to eyes, nose and skin.  
Wash thoroughly with soap and water after handling.**

**See Back Panel for Additional Precautions**

EPA Reg. No. 72265-1 EPA Est. 72265-MO-1

**NET CONTENTS: 9.2 OZ.**

Manufactured by: Security Equipment Corporation  
330 Sun Valley Circle, Fenton, MO 63026  
(800) 325-9568

[info@sabre-sabrerred.com](mailto:info@sabre-sabrerred.com)

Made in the U.S.A.

# FRONTIERSMAN<sup>®</sup>

## BEAR ATTACK DETERRENT

**FOR USE  
WHEN:**

**Camping**

**Hunting**

**Fishing**

**Hiking**

**Biking**

**CAPSAICIN  
& RELATED  
CAPSAICINOIDS**

**FIRES UP TO**

**9.2 OZ.**

*Made in the USA*

72265-1 5/6  
12-22-2004  
Insert Label  
9.2 oz size  
(p5 of 6)

72265-1 6/6  
12-22-2004  
Insert  
9.2 oz size  
(p6 of 6)

# FRONTIERSMAN BEAR ATTACK DETERRENT

## PRECAUTIONARY STATEMENTS

### Hazards to Humans & Domestic Animals

**DANGER:** May cause irreversible eye damage if sprayed directly in the eyes at close range. Contact through touching or rubbing eyes may result in substantial but temporary eye injury. Strongly irritating to nose and skin. Do not get in eyes, on skin, or on clothing. Wash thoroughly with soap and water after handling. Remove contaminated clothing and wash clothing before reuse.

### First Aid

Have label with you when obtaining treatment advice. Call a poison control center, doctor, or 1-800-858-7378 immediately for treatment advice.

**If On Skin or Clothing** - Take off contaminated clothing. Rinse skin immediately with plenty of water for 15-20 minutes.

**If in Eyes** - Hold eye open and rinse slowly and gently with water for 15-20 minutes.

Remove contact lenses, if present, after the first 5 minutes, then continue rinsing eye.

### Physical or Chemical Hazards

Flammable. Contents under pressure. Keep away from heat, sparks and open flame. Do not puncture or incinerate container.

Exposure to temperatures above 130°F may cause bursting.

### Environmental Hazards

Do not apply directly to water. Do not contaminate water by disposing of unused material.

## DIRECTIONS FOR USE

It is a violation of Federal law to use this product in a manner inconsistent with its labeling.

**USE RESTRICTIONS:** This product may be used only to deter bears that are attacking or appear likely to attack humans. This product may not be effective in all situations or prevent all injuries. Do not spray this product on objects, tents or humans; such use has no deterrent effect on bears. Do not seek out encounters with bears or intentionally provoke them. Keep safety clip in place except when practicing with or using the product. Do not eat or allow to be eaten any food or feed materials that may have become contaminated with this product.

This product has an effective range of 35 feet. The canister empties in approximately 5 seconds.

**APPLICATION DIRECTIONS:** Special procedures must be followed to arm the container. apply the product and restore the safety clip to disarm the container. Before taking this product into bear country, read the directions below and familiarize yourself with these procedures. If you have not used this product before, you should obtain a training can and practice with it until you can perform these activities quickly and accurately. If you test-fire this container, make sure the wind is at your back and depress the actuator tab for no more than half a second. Do not test-fire in areas inhabited by bears. After test firing, clean nozzle and can with soap and water to remove residue from the can.

### To Arm and Apply:

This product is designed for one-handed operation. Place forefinger through hole in handle with thumb on safety clip curl. Pull safety clip straight back and off using thumb (Fig. 1). Depress actuator tab for burst of spray (Fig. 2). Aim at face and eyes of bear. Press trigger for 3 seconds in order to create a barrier of spray between you and the bear. Stop to evaluate the impact of wind and other factors and adjust your aim if needed before spraying again.



**To Disarm:** Replace safety clip by firmly pushing with thumb until audible "snap" is heard (Fig. 3). Check to see if safety clip is securely in place. No gap should be visible between the actuator handle and the safety clip.

## Storage and Disposal

**STORAGE:** Store only in original container, in a dry place inaccessible to children and pets.

**DISPOSAL:** Do Not Puncture or Incinerate

**If empty:** Press valve to release all pressure. Then place in trash or offer for recycling is available.

**If partly filled:** Call your local solid waste agency or 1-800-CLEANUP for disposal instructions.

EPA Registration No. 72265-1  
EPA Est. 72265-MO-1

SECURITY EQUIPMENT CORPORATION  
330 Sun Valley Circle, Fenton, MO 63026



Fig. 1




Fig. 2

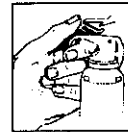
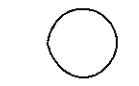



Fig. 3



**SECURITY**  
EQUIPMENT CORPORATION  
330 Sun Valley Circle • Fenton, MO 63026