



72167-24

6/10/2005

1/28

Please read instructions on reverse before completing form.

Form Approved, OMB No. 2070-0060, Approval expires 2-28-95



United States
Environmental Protection Agency
Washington, DC 20460

| | |
|-------------------------------------|--------------|
| <input type="checkbox"/> | Registration |
| <input type="checkbox"/> | Amendment |
| <input checked="" type="checkbox"/> | Other |

OPP Identifier Number

Application for Pesticide - Section I

| | | |
|---|--|--|
| 1. Company/Product Number 72167-24 | 2. EPA Product Manager Dennis McNeilly | 3. Proposed Classification <input checked="" type="checkbox"/> None <input type="checkbox"/> Restricted |
| 4. Company/Product (Name) Nations Ag II Equus 720 Flowable Fungicide | PM# 22 | |
| 5. Name and Address of Applicant (Include ZIP Code) Nations Ag II, LLC 4680 Monticello Ave. #18i-174 Williamsburg, VA 23188 <input type="checkbox"/> Check if this is a new address | 6. Expedited Review. In accordance with FIFRA Section 3(c)(3) (b)(i), my product is similar or identical in composition and labeling to: EPA Reg. No. _____ Product Name _____ | |

Section - II

| | |
|--|--|
| <input type="checkbox"/> Amendment - Explain below. | <input type="checkbox"/> Final printed labels in response to Agency letter dated _____ |
| <input type="checkbox"/> Resubmission in response to Agency letter dated _____ | <input type="checkbox"/> "Me Too" Application. |
| <input checked="" type="checkbox"/> Notification - Explain below. | <input type="checkbox"/> Other - Explain below. |

NOTIFICATION
FEB 10 2005

Explanation: Use additional page(s) if necessary. (For section I and Section II.)

Notification of addition of Storage and Disposal Instructions for Bulk Storage and Refilling in accordance with PR Notice 83-3, addition of five pests, removal of redundancies and to add clarification to the use tables as shown on a highlighted copy of the label, per PR NOTICE 98-10. This Notification is consistent with the provisions of PR Notice 98-10 and EPA regulations at 40 CFR 152.46, and that no other changes have been made to the labeling or the confidential statement of formula of this product. I understand that it is a violation of 18 U.S.C. Sec. 1001 to willfully make any false statement to EPA. I further understand that if this notification is not consistent with the terms of PR Notice 98-10 and 40 CFR 152.46, this product may be in violation of FIFRA, and Nations Ag II, LLC may be subject to enforcement action and penalties under sections 12 and 14 of FIFRA.

Section - III

| | | | | | |
|---|--|---|--|--|---|
| 1. Material This Product Will Be Packaged In: | | | | 2. Type of Container | |
| Child-Resistant Packaging <input type="checkbox"/> Yes <input checked="" type="checkbox"/> No | Unit Packaging <input type="checkbox"/> Yes <input checked="" type="checkbox"/> No | Water Soluble Packaging <input type="checkbox"/> Yes <input checked="" type="checkbox"/> No | If "Yes" Unit Packaging wgt. No. per container | | <input type="checkbox"/> Metal <input checked="" type="checkbox"/> Plastic <input type="checkbox"/> Glass <input type="checkbox"/> Paper <input type="checkbox"/> Other (Specify) _____ |
| * Certification must be submitted | | If "Yes" Package wgt No. per container | | | |
| 3. Location of Net Contents Information <input type="checkbox"/> Label <input checked="" type="checkbox"/> Container | | 4. Size(s) Retail Container 1 quart; 1, 2.5 and 30 gallons; Bulk | | 5. Location of Label Directions <input checked="" type="checkbox"/> Booklet | |
| 6. Manner in Which Label is Affixed to Product <input checked="" type="checkbox"/> Lithograph <input type="checkbox"/> Paper glued <input type="checkbox"/> Stenciled <input type="checkbox"/> Other _____ | | | | | |

Section - IV

| | | |
|--|--|---|
| 1. Contact Point (Complete items directly below for identification of individual to be contacted, if necessary, to process this application.) | | |
| Name J. S. Lovell | Title Vice President, Regulatory Affairs | Telephone No. (Include Area Code) 757-565-7475 |
| Certification I certify that the statements I have made on this form and all attachments thereto are true, accurate and complete. I acknowledge that any knowingly false or misleading statement may be punishable by fine or imprisonment or both under applicable law. | | 6. Net Application Received (Stamped) |
| 2. Signature | 3. Title Vice President, Regulatory Affairs | |
| 4. Typed Name J. S. Lovell | 5. Date 1/28/05 | |

2/28

NOTIFICATION

FEB 10 2005



EQUUS® 720

FLOWABLE FUNGICIDE

| | |
|---|------------------|
| ACTIVE INGREDIENT: | BY WEIGHT |
| Chlorothalonil (tetrachloroisophthalonitrile) | 54.0% |
| INERT INGREDIENTS: | 46.0% |
| TOTAL | 100.0% |

Contains 6.0 Pounds of Active Ingredient Per Gallon (720 Grams Per Liter)

EPA REG. NO. 72167-24

EPA EST. NO. 37429-GA-1

KEEP OUT OF REACH OF CHILDREN WARNING – AVISO


Si usted no entiende la etiqueta, busque a alguien para que se la explique a usted en detalle.
(If you do not understand the label, find someone to explain it to you in detail.)

| FIRST AID | |
|--|--|
| IF IN EYES | Hold eye open and rinse slowly and gently with water for 15 to 20 minutes. Remove contact lenses, if present, after the first 5 minutes, then continue rinsing eye. Call a poison control center or doctor for treatment advice. |
| Have the product container or label with you when calling a poison control center or doctor, or going for treatment. | |
| For medical emergencies involving this product, call 1-800-308-5391. | |
| NOTE TO PHYSICIAN | |
| Persons having temporary irritation may respond to treatment with antihistamines or steroid creams and/or systemic steroids. | |

See inside booklet for complete Precautionary Statements, Directions for Use, and Conditions of Sale and Warranty.

Nations Ag II, LLC • 2901-12 Rivendell • Knoxville, TN 37922

Net Contents: 2.5 gallons (9.48 liters)



PRECAUTIONARY STATEMENTS HAZARDS TO HUMANS AND DOMESTIC ANIMALS WARNING

Causes eye irritation. May cause skin irritation. May be a potential skin sensitizer. DO NOT get into eyes. Avoid prolonged contact with skin. Avoid breathing spray mist. DO NOT take internally.

Note to user: This product may produce temporary allergic side effects characterized by redness of the eyes, mild bronchial irritation and redness or rash on exposed skin areas. Persons having allergic reactions should contact a physician.

PERSONAL PROTECTIVE EQUIPMENT

Some materials that are chemical-resistant to this product are listed below. If you want more options, follow the instructions for Category A on an EPA chemical-resistance category selection chart.

For WPS or non-WPS applications made in enclosed areas, such as greenhouses, applicators and other handlers must wear a NIOSH-approved respirator with any N, P, R, or HE filter.

WPS Uses (commercial production on farms, forests, nurseries, sodfarms, and in greenhouses): Applicators and other handlers must wear:

- Long-sleeved shirt and long pants
- Chemical-resistant gloves, such as nitrile rubber, natural rubber, or butyl rubber
- Shoes plus socks
- Protective eyewear

Non-WPS Uses (such as applications to non-residential turf, golf courses, public parks, etc.): Applicators and other handlers must wear:

- Long-sleeved shirt and long pants
- Chemical-resistant gloves, such as nitrile rubber, natural rubber, or butyl rubber
- Shoes plus socks
- Protective eyewear

Follow the manufacturer's instructions for cleaning/maintaining PPE. If no such instructions for washables, use detergent and hot water. Keep and wash PPE separately from other laundry.

Engineering control statements:

When handlers use enclosed cabs or aircraft in a manner that meets the requirements listed in the Worker Protection Standard (WPS) for agricultural pesticides [40 CFR part 170.240 (d)(4-6)], the handler PPE requirements may be reduced or modified as specified in the WPS.


USER SAFETY RECOMMENDATIONS

Users should:

- Wash hands before eating, drinking, chewing gum, using tobacco or using the toilet.
- Remove PPE immediately after handling this product.
- Wash outside of gloves before removing.
- As soon as possible, wash thoroughly and change into clean clothing.
- Remove clothing immediately if pesticide gets inside. Then wash thoroughly and put on clean clothing.

ENVIRONMENTAL HAZARDS

This product is toxic to aquatic invertebrates and wildlife. DO NOT apply directly to water or to areas where surface water is present or to intertidal areas below the mean high-water mark. Drift and runoff may be hazardous to aquatic organisms in neighboring areas. DO NOT contaminate water when disposing of equipment washwater or rinsate.



4/28

This chemical is known to leach through soil into groundwater under certain conditions as a result of labeled use. Use of this chemical in areas where soils are permeable, particularly where the water table is shallow, may result in groundwater contamination.

This chemical can contaminate surface water through spray drift. Under some conditions, it may also have a high potential for runoff into surface water for several days to weeks after application. These include poorly draining or wet soils with readily visible slopes toward adjacent surface waters, frequently flooded areas, areas overlaying extremely shallow ground water, areas within field canals or ditches that drain to surface water, areas not separated from adjacent surface waters with vegetated filter strips, and areas overlaying tile drainage systems that drain to surface water.

DIRECTIONS FOR USE

It is a violation of Federal Law to use this product in a manner inconsistent with its labeling. DO NOT apply this product in a way that will contact workers or other persons, either directly or through drift. Only protected handlers may be in the area during application. For any requirements specific to your State or Tribe, consult the agency responsible for pesticide regulation.

AGRICULTURAL USE REQUIREMENTS

Use this product only in accordance with its labeling and with the Worker Protection Standard, 40 CFR part 170. This Standard contains requirements for the protection of agricultural workers on farms, forests, nurseries, and greenhouses, and handlers of agricultural pesticides. It contains requirements for training, decontamination, notification and emergency assistance. It also contains specific instructions and exceptions pertaining to the statements on this label about personal protective equipment (PPE) and restricted-entry interval. The requirements in this box only apply to uses of this product that are covered by the Worker Protection Standard.

DO NOT enter or allow worker entry into treated areas during the restricted-entry interval (REI) of 12 hours.

PPE required for early entry to treated areas that is permitted under the Worker Protection Standard and that involves contact with anything that has been treated, such as plants, soil, or water, is:

- Coveralls
- Chemical-resistant gloves, such as nitrile rubber, natural rubber, or butyl rubber
- Shoes plus socks
- Protective eyewear

Special Eye Irritation Provisions: This product is a severe eye irritant. Although the restricted-entry interval expires after 12 hours, for the next 6.5 days, entry is permitted only when the following safety measures are provided:

- (1) At least one container designed specifically for flushing eyes must be available in operating condition at the WPS-required decontamination site intended for workers entering the treated area.
- (2) Workers must be informed, in a manner they can understand:
 - that residues in the treated area may be highly irritating to their eyes,
 - that they should take precautions, such as refraining from rubbing their eyes, to keep residues out of their eyes,
 - that if they do get residues in their eyes, they should immediately flush their eyes using the eyeflush container that is located at the decontamination site or using other readily available clean water, and
 - how to operate the eyeflush container.

NON-AGRICULTURAL USE REQUIREMENTS

The requirements in this box apply to uses of this product that are not within the scope of the Worker Protection Standard for agricultural pesticides, 40 CFR part 170.

The WPS applies when this product is used to produce agricultural plants on farms, forests, nurseries or greenhouses.

DO NOT enter or allow others to enter the treated area until sprays have dried.

STORAGE AND DISPOSAL

DO NOT contaminate water, foodstuffs, feed or seed by storage or disposal.

Pesticide Storage: Store in a cool place. Protect from excessive heat. Store product in original container only away from water, food or feed. Keep container closed to prevent spills and contamination. Carefully open containers. After partial use, replace lid and close tightly. DO NOT put concentrate or diluted product into food or drink containers.

Product Disposal: DO NOT contaminate water, food or feed by disposal. Improper disposal of excess pesticide, pesticide spray or rinsate is a violation of Federal Law. Wastes resulting from the use of this product that cannot be used according to the label instructions or chemically reprocessed may be disposed of on site or at a landfill or waste disposal facility approved for pesticide disposal, or in accordance with all applicable Federal, state, or local regulations. For further guidance, contact your State Pesticide or Environmental Control Agency or the Hazardous Waste representative at the nearest EPA Regional Office for guidance.

Container Disposal: Empty containers retain vapor and product residues. Follow all labeled safeguards until container is cleaned, reconditioned, or destroyed.

Disposal of Plastic 1-Way Containers, Bottles and Drums: DO NOT reuse container. Triple rinse (or equivalent). Then offer for recycling or reconditioning, or puncture and dispose of in a sanitary landfill or by incineration, or, if allowed by state and local authorities, by burning. If burned, stay out of smoke.

Disposal of Refillable Drums, Minibulk and Bulk Containers: DO NOT reuse container. If not returned to the point of purchase or to an alternate location designated by the registrant at the time of product purchase, triple rinse or pressure rinse the empty container and offer for reconditioning or recycling if available, or dispose of in a manner approved by state and local authorities.

Refilling of Refillable Drums, Minibulk and Bulk Containers: When the container containing this product is empty, replace the cap and seal all openings that have been opened during use. DO NOT rinse empty container. Return the container to the point of purchase, or to an alternate refilling location designated by the registrant at the time of product purchase.

Instructions for Users and Refillers: The container must only be refilled with this pesticide product. DO NOT Reuse the Container for Any Other Purpose. DO NOT transport if this container is damaged or leaking. If the container is damaged, leaking, or obsolete, or to obtain information about recycling refillable containers, contact Nations Ag II, LLC at 800-979-8994 OR your State Pesticide or Environmental Control Agency or the Hazardous Waste representative at the nearest EPA Regional Office for guidance.

Cleaning is not necessary prior to refilling with the same product. Clean container before final disposal. Disposal of this container must be in compliance with state and local regulations.

Instructions For Refillers: Prior to refilling, inspect carefully for damage such as cracks, punctures, abrasions, worn-out threads and closure devices. Check for leaks after refilling and before transporting. If the container can not be refilled, triple rinse or pressure rinse the empty container and offer for recycling if available.

Nations Ag II will not be responsible for losses or damages resulting from use of this product in any manner not specifically recommended by Nations Ag II. User assumes all risks associated with such nonrecommended use.

APPLICATION INSTRUCTIONS

Equus 720, a flowable product containing chlorothalonil, is recommended for use as a spray for the control of many important plant diseases.

Equus 720 is effective for use in programs that attempt to minimize disease resistance to fungicides. Equus 720 has a multi-site mode of action and may be used to delay or prevent the development of resistance to single-site fungicides. Consult with your

b/28

Federal or State Cooperative Extension Service representatives for guidance on the proper use of Equus 720 in programs that seek to minimize the occurrence of disease resistance to other fungicides.

GENERAL PRECAUTIONS

Equus 720 can be used effectively in dilute or concentrate sprays. Thorough, uniform coverage is essential for disease control.

DO NOT combine Equus 720 in a spray tank with pesticides, surfactants, or fertilizers, unless your prior use has shown the combination to be physically compatible, effective, and noninjurious under your conditions of use. DO NOT combine Equus 720 with DiPel 4L, Foil®, Triton AG-98, Triton B-1956, or Latron B-1956 as phytotoxicity may result from the combination when applied to crops listed on this label.

Note: Prior to pouring, slowly invert container several times to assure uniform mixture.

The required amount of Equus 720 should be added slowly into the spray tank during filling. With concentrate sprays, premix the required amount of Equus 720 in a clean container and add to the spray tank as it is being filled. Keep agitator running when filling spray tank and during spray operations.

Dosage rates on this label indicate pints of Equus 720 per acre, unless specified otherwise. Under conditions favoring disease development, the high rate specified and shortest application interval should be used.

APPLICATION PRECAUTIONS AND REQUIREMENTS

This product must not be applied within 150 feet for aerial and air-blast applications, or 25 feet for ground applications of marine/estuarine water bodies unless there is an untreated buffer area of that width between the area to be treated and the water body.

SPRAY DRIFT MANAGEMENT

Avoiding spray drift at the application site is the responsibility of the applicator. The interaction of many equipment and weather-related factors determine the potential for spray drift. The applicator and grower are responsible for considering all these factors when making decisions.

The following drift management requirements must be followed to avoid off-target drift movement from aerial applications to agricultural field crops. These requirements do not apply to forestry applications, public health uses or to applications using dry formulations.

1. The distance of the outermost nozzles on the boom must not exceed 3/4 the length of the wingspan or rotor.
2. Excluding helicopters, nozzles must always point backward parallel with the airstream and never be pointed downward more than 45 degrees.

Where states have more stringent regulations, they should be observed. The applicator should be familiar with and take into account the information covered in the **Aerial Drift Reduction Advisory Information**.

AERIAL DRIFT REDUCTION ADVISORY INFORMATION

INFORMATION ON DROPLET SIZE: The most effective way to reduce drift potential is to apply large droplets. The best drift management strategy is to apply the largest droplets that provide sufficient coverage and control. Applying larger droplets reduces drift potential, but will not prevent drift if applications are made improperly or under unfavorable conditions (see **Wind, Temperature**).

CONTROLLING DROPLET SIZE - General Techniques

- **Volume** - Use high flow rate nozzles to apply the highest practical spray volume. Nozzles with higher rated flows produce larger droplets.
- **Pressure** - DO NOT exceed the nozzle manufacturer's recommended pressures. For many nozzle types, lower pressure produces larger droplets. When higher flow rates are needed, use higher flow rate nozzles instead of increasing pressure.

7/28

CONTROLLING DROPLET SIZE - Aircraft

- **Number of nozzles** - Use the minimum number of nozzles that provide uniform coverage.
- **Nozzle orientation** - Orienting nozzles so that the spray is released parallel to the airstream produces larger droplets than other orientations and is the recommended practice. Significant deflection from horizontal will reduce droplet size and increase drift potential.
- **Nozzle type** - Use a nozzle type that is designed for the intended application. With most nozzle types, narrower spray angles produce larger droplets. Consider using low-drift nozzles. Solid stream nozzles oriented straight back produce the largest droplets and the lowest drift potential.

BOOM HEIGHT: Setting the boom at the lowest labeled height (if specified) which provides uniform coverage reduces the exposure of droplets to evaporation and wind. For ground equipment, the boom should remain level with the crop and have minimal bounce.

BOOM LENGTH: For some use patterns, reducing the effective boom length to less than 3/4 of the wingspan or rotor length may further reduce drift without reducing swath width.

WIND: Drift potential is lowest between wind speeds of 2 to 10 mph. However, many factors, including droplet size and equipment type determine drift potential at any given speed. Application should be avoided below 2 mph due to variable wind direction and high inversion potential. **NOTE:** Local terrain can influence wind patterns. Every applicator should be familiar with local wind patterns and how they affect spray drift.

TEMPERATURE AND HUMIDITY: When making applications in low relative humidity, set up equipment to produce larger droplets to compensate for evaporation. Droplet evaporation is most severe when conditions are both hot and dry.

TEMPERATURE INVERSIONS: Applications should not occur during a temperature inversion because drift potential is high. Temperature inversions restrict vertical air mixing, which causes small suspended droplets to remain in a concentrated cloud. This cloud can move in unpredictable directions due to the light variable winds common during inversions. Temperature inversions are characterized by increasing temperatures with altitude and are common on nights with limited cloud cover and light to no wind. They begin to form as the sun sets and often continue into the morning. Their presence can be indicated by ground fog; however, if fog is not present, inversions can also be identified by the movement of smoke from a ground source or an aircraft smoke generator. Smoke that layers and moves lateral in a concentrated cloud (under low wind conditions) indicates an inversion, while smoke that moves upward and rapidly dissipates indicates good vertical air mixing.

SHIELDED SPRAYERS: Shielding the boom or individual nozzles can reduce the effects of wind. However, it is the responsibility of the applicator to verify that the shields are preventing drift and not interfering with uniform deposition of the product.

AIR ASSISTED (AIR BLAST) FIELD CROP SPRAYERS: Air assisted field crop sprayers carry droplets to the target via a downward directed air stream. Some may reduce the potential for drift, but if a sprayer is unsuitable for the application and/or set up improperly, high drift potential can result. It is the responsibility of the applicator to determine that a sprayer is suitable for the intended application, is configured properly, and that drift is not occurring. **NOTE:** Air assisted field sprayers can affect product performance by affecting spray coverage and canopy penetration.

AIR ASSISTED (AIR BLAST) TREE AND VINE SPRAYERS: Air assisted tree and vine sprayers carry droplets into the canopy of trees and vines via a radially or laterally directed air stream. In addition to the general drift management principles already described, the following specific practices will further reduce the potential for drift:

- Adjust deflectors and aiming devices so that spray is only directed into the canopy.
- Block off upward pointed nozzles when there is no overhanging canopy.
- Use only enough air volume to penetrate the canopy and provide good coverage.
- DO NOT allow spray to go beyond the edge of the cultivated area. Spray the outside row only from outside the planting.

8/28

CHEMIGATION

Apply this product only through center pivot, motorized lateral move, traveling gun, solid set, and portable (wheel move, side roll, end tow, or hand moved) irrigation system(s). DO NOT apply this product through any other type of irrigation system. Use only on crops specifically designated in the **DIRECTIONS FOR USE**.

Crop injury, lack of effectiveness, or illegal pesticide residues in the crop can result from non-uniform distribution of treated water. If you have questions about calibration, you should contact State Extension Service Specialists, equipment manufacturers or other experts.

A person knowledgeable of the chemigation system and responsible for its operation, or under the supervision of the responsible person, shall shut the system down and make necessary adjustments should the need arise.

Specific Instructions for Public Water Systems:

1. Public water system means a system for the provision to the public of piped water for human consumption if such system has at least 15 service connections or regularly serves an average of at least 25 individuals daily at least 60 days out of the year.
2. Chemigation systems connected to public water systems must contain a functional, reduced-pressure zone, backflow preventer (RPZ) or the functional equivalent in the water supply line upstream from the point of pesticide introduction. As an option to the RPZ, the water from the public water system should be discharged into a reservoir tank prior to pesticide introduction. There shall be a complete physical break (air gap) between the outlet end of the fill pipe and the top or overflow rim of the reservoir tank of at least twice the inside diameter of the fill pipe.
3. The pesticide injection pipeline must contain a functional, automatic, quick-closing check valve to prevent the flow of fluid back toward the injection pump.
4. The pesticide injection pipeline must contain a functional, normally closed, solenoid-operated valve located on the intake side of the injection pump and connected to the system interlock to prevent fluid from being withdrawn from the supply tank when the irrigation system is either automatically or manually shut down.
5. The system must contain functional interlocking controls to automatically shut off the pesticide injection pump when the water pump motor stops, or in cases where there is no water pump, when the water pressure decreases to the point where pesticide distribution is adversely affected.
6. Systems must use a metering pump, such as a positive displacement injection pump (e.g., diaphragm pump) effectively designed and constructed of materials that are compatible with pesticides and capable of being fitted with a system interlock.
7. Always inject Equus 720 into irrigation water after it discharges from the irrigation pump and after it passes through the check valve. Never inject pesticides on the intake line on the suction side of the pump.
8. Spray mixture in the chemical supply tank must be agitated at all times, otherwise settling and uneven application may occur.
9. DO NOT apply when wind speed favors drift beyond the area intended for treatment.

Specific Instructions for Sprinkler Irrigation Systems:

Equus 720 may be used through two basic types of sprinkler irrigation systems as outlined in Sections A and B. Determine which type of system is in place, then refer to the appropriate directions provided for each type.

A. Center Pivot, Motorized Lateral Move, and Traveling Gun Irrigation Equipment

For injection of pesticides, these continuously moving systems must use a positive displacement injection pump, of either diaphragm or piston type, constructed of materials that are compatible with pesticides and capable of being fitted with a system interlock and capable of injection at pressures approximately two to three times those encountered within the irrigation water line. Venturi application units cannot be used on these systems.

Fill chemical supply tank of injection equipment with water. Operate system for one complete revolution or run across the field, measuring time required, amount of water injected, and acreage covered. Thoroughly mix recommended amount of Equus 720 for acreage to be covered into same amount of water used during calibration and inject into system continuously for one revolution or run. Mixture in the chemical supply tank must be continuously agitated during the injection run. Shut off injection equipment after one revolution or run, but continue to operate irrigation system until Equus 720 has been cleared from last sprinkler head.

9/28

B. Solid Set and Portable (Wheel Move, Side Roll, End Tow, or Hand Move) Irrigation Equipment

With stationary systems, an effectively designed in-line venturi applicator unit is preferred which is constructed of materials that are compatible with pesticides, however, a positive-displacement pump can also be used.

Determine acreage covered by sprinkler. Fill tank of injection equipment with water and adjust flow to use contents over a 30 to 45 minute period. Mix desired amount of Equus 720 for acreage to be covered with water so that the total mixture of Equus 720 plus water in the injection tank is equal to the quantity of water used during calibration, and operate entire system at normal pressures recommended by the manufacturer of injection equipment used for amount of time established during calibration. No agitation should be required. Equus 720 can be injected at the beginning or end of the irrigation cycle or as a separate application. Stop injection equipment after treatment is completed and continue to operate irrigation system until Equus 720 has been cleared from last sprinkler head.

DO NOT use on greenhouse grown crops.

RESTRICTIONS ON USE OF TREATED VEGETATION

- DO NOT allow grazing in treated areas or feed treated plant parts to livestock.
- DO NOT feed hay or threshings from treated fields.
- DO NOT feed vines or processing by-products from treated areas to livestock.

FIELD AND ROW CROPS

AS A SPRAY (Ground or Aerial Equipment) - Apply Equus 720 at the rate shown; use sufficient water to provide thorough coverage. Gallonage will vary with crop and amount of plant growth. Spray volume usually will range between 20 to 150 gallons per acre (200 to 1,400 liters per hectare) for dilute sprays and 5 to 10 gallons per acre (50 to 100 liters per hectare) for concentrate ground sprays and aircraft applications. Both ground and aircraft methods of application are recommended unless specific directions are given for a crop. Application through sprinkler irrigation systems is not recommended unless specific directions are given for a crop. See the following instructions for application and calibration.

FIELD CROPS

| CROP | DISEASES CONTROLLED | RATE OF | SEASONAL LIMITS | APPLICATION DIRECTIONS |
|--|---|--------------------------------------|-----------------|---|
| | | Equus 720 PER APPLICATION PINTS/ACRE | | |
| ASPARAGUS (Except Arizona and California) | Rust, Purple Spot, Cercospora Leaf Blight | 2.0-4.0 | 12.0 | Begin application after harvest of spears, when conditions favor disease development on ferns, generally when leaf wetness occurs. Repeat applications at 2 to 4 week intervals until ferns are no longer productive. Use high rate and shortest application interval when conditions favor disease development. DO NOT apply within 190 days before harvest. |

| CROP | DISEASES CONTROLLED | RATE OF EQUUS 720 | | APPLICATION DIRECTIONS |
|---|---|----------------------------|-----------------------------------|---|
| | | PER APPLICATION PINTS/ACRE | SEASONAL LIMITS (PINTS/ACRE/YEAR) | |
| BEANS, DRY Navy Bean Pinto Bean Kidney Bean Lima Bean Broad Bean Pink Bean Jack Bean Cow Pea Chick Pea (Garbanzo) Blackeyed Pea Southern Pea, etc. | Rust (<i>Phakopsora spp.</i>), Anthracnose, Downy Mildew, Cercospora Leaf Spot (for Blackeyed Pea only), Ascochyta Blight | 1.37-2.0 | 8.0 | Use in sufficient water to obtain adequate coverage. For rust, apply at first sign of disease and retreat on a 7-14 day schedule. For resistance management of rust, alternate with another fungicide registered for bean rust control. Begin applications during early bloom stage and repeat at 7 to 10 day intervals. For use only on beans to be harvested dry with pods removed. DO NOT apply more than four times per growing season. DO NOT apply within 14 days of harvest. Equus 720 may be applied through sprinkler irrigation equipment. See calibration directions which appear on the product label. |
| BEANS, SNAP | Rust (<i>Phakopsora spp.</i>) Botrytis Blight (Gray Mold) | 1.37-3.0 3.0 | 12.0 | Use in sufficient water to obtain adequate coverage. Begin applications during early bloom stage or when disease first threatens and repeat at 7 day intervals. For resistance management of rust, alternate with another fungicide registered for bean rust control. DO NOT apply within 7 days of harvest. |
| BLUEBERRY (Except Arizona and California) | Mummy Berry, Anthracnose | 3.0-4.0 | 12.0 | Begin applications at budbreak (green tip). Repeat applications until early bloom at 10 day intervals. DO NOT APPLY AFTER EARLY BLOOM, otherwise phytotoxicity may occur to developing fruit. DO NOT apply within a week before or after an oil application or a tank-mix containing oil-based pesticides. DO NOT apply within 42 days before harvest. Use a spray volume of 20 GPA for concentrate sprays and 100 GPA for full dilute sprays. |
| CABBAGE BROCCOLI, CAULIFLOWER, CHINESE BROCCOLI, CHINESE CABBAGE (only tight-headed varieties), BRUSSELS SPROUTS | Alternaria Leaf Spot, Downy Mildew | 1.5 | 16.0 | Use in sufficient water to obtain adequate coverage. Begin applications after transplants are set in field, or shortly after emergence of field-seeded crop, or when conditions favor disease development. Repeat at 7 to 10 day intervals. DO NOT apply within 7 days of harvest to Chinese cabbage or Chinese broccoli. |
| BRUSSELS SPROUTS (CA only) | Ring Spot | 2.0 | 16.0 | For field-seeded brussels sprouts begin application at time of early sprout development or when conditions favor disease development. Repeat at 7 to 10 day intervals. |

11/28

| CROP | DISEASES CONTROLLED | RATE OF Equus 720 | | APPLICATION DIRECTIONS |
|---------------------------------------|---|----------------------------------|-----------------------------------|---|
| | | PER APPLICATION PINTS/ACRE | SEASONAL LIMITS (PINTS/ACRE/YEAR) | |
| CARROT | Cercospora (Early) Blight, Alternaria (Late) Blight | 1.5-2.0 | 20.0 | Use in sufficient water to obtain adequate coverage. Start applications when disease threatens and repeat at 7 to 10 day intervals. Equus 720 may be applied through sprinkler irrigation equipment (solid set, portable wheel move, motorized lateral move, or center pivot systems only). See calibration directions preceding this section. |
| CELERY | Cercospora (Early) Blight, Septoria Late Blight, Basal Stalk Rot (<i>Rhizoctonia solani</i>) | 2.0-3.0 | 24.0 | Use 2 to 3 pints per acre on a 7 day schedule. Start applications when transplants are set in the field. Apply in sufficient water to obtain adequate coverage. Equus 720 may be applied through sprinkler irrigation equipment (solid set, portable wheel move, motorized lateral move, or center pivot systems only). See calibration directions preceding this section. DO NOT apply within 7 days of harvest. |
| | Pink Rot (suppression) | 3.0 | | |
| | Early Blight, Late Blight | 1.5-2.0 pints per 100 gallons | 24.0 | |
| CORN (Sweet) CORN (Grown for seed) | Helminthosporium Leaf Blight, Rust | 0.75-2.0 | 12.0 | Use in sufficient water to obtain adequate coverage. Begin applications when conditions favor disease development and repeat at 7 day intervals. Under severe disease conditions, use 1.5 to 2 pints per acre. DO NOT apply within 14 days of harvest. DO NOT apply to sweet corn to be processed. DO NOT ensile treated corn or use as livestock forage. |
| CRANBERRY | Fruit Rot, Lophodermium Leaf/Twig Blight | 4.0-6.67 | 20.0 | Apply at early bloom and repeat at 10 to 14 day intervals. Under severe disease conditions, use the 6.67 pints per acre rate on a 10 day schedule. DO NOT apply Equus 720 more than three times per season, or within 50 days before harvest. DO NOT apply to bogs when flooded or allow release of irrigation water from bogs for at least 3 days following application. Equus 720 may be applied through sprinkler irrigation equipment. Use 300 gallons of water per acre through solid set systems only. See calibration directions preceding this section. |

12/28

| CROP | DISEASES CONTROLLED | RATE OF Equus 720 | | APPLICATION DIRECTIONS |
|--|--|----------------------------|-----------------------------------|--|
| | | PER APPLICATION PINTS/ACRE | SEASONAL LIMITS (PINTS/ACRE/YEAR) | |
| CUCURBITS Cantaloupe, Cucumbers, Honeydew, Muskmelon, Pumpkin, Squash, Watermelon, Honey | Anthracnose, Downy Mildew, Target Spot | 1.5-2.0 | 21.0 | Use in sufficient water to obtain adequate coverage. Begin applications when plants are in first true leaf stage or when conditions are favorable for disease development. Repeat applications at 7 day intervals. Equus 720 may be applied through sprinkler irrigation equipment (solid set, portable wheel move, or center pivot systems only). See calibration directions preceding this section. Note: Spraying mature watermelons may result in sunburn of the upper surface of the fruit. DO NOT apply Equus 720 to watermelons when any of the following conditions are present: <ul style="list-style-type: none"> • Intense heat and sunlight, • Drought conditions, • Poor vine canopy, • Other crop and environmental conditions which may be conducive to increased natural sunburn. DO NOT combine Equus 720 with anything except water for application to watermelons unless your prior use has shown the combination to be non-injurious to watermelons under your conditions of use. |
| | Cercospora Leaf Spot, Gummy Stem Blight (Black Rot), Alternaria Leaf Blight, Scab, Powdery Mildew (Sphaerotheca only) | 2.0-3.0 | | |
| GRASSES GROWN FOR SEED | Stem Rust, Leaf Rust, Stripe Rust, Septoria Leaf Spot, Glume Blotch, Bipolaris Leaf Spot, Drechslera Leaf Spot | 1.0-1.5 | 6.0 | Use in sufficient water to obtain adequate coverage. Begin applications during stem elongation when conditions favor disease development. Reapply at flag (top) leaf emergence and repeat applications at 14 day intervals. DO NOT apply within 14 days of harvest. DO NOT allow livestock to graze on treated areas. DO NOT use treated clippings, straw, seed or seed screenings for feed. |
| | Selenophoma (Eyespot) | 1.0-2.0 | | |
| MINT (use permitted only in states of Indiana, Michigan, and Wisconsin) | Rust, Septoria Leaf Spot | 1.37 | 4.0 | Use in sufficient water to obtain adequate coverage, normally 20 to 150 gallons per acre for dilute sprays and 5 to 10 gallons per acre for concentrate ground and aircraft applications. Begin applications when emerging plants are 4 to 8 inches high. Repeat applications at 7 to 10 day intervals. DO NOT apply more than three times per season. DO NOT apply within 80 days of harvest. DO NOT feed extracted mint hay from treated fields to livestock. |

| CROP | DISEASES CONTROLLED | RATE OF Equus 720 | | APPLICATION DIRECTIONS | | | | | | | | | | | | | | | | | | | | | |
|--|---|----------------------------|-----------------------------------|---|--|------------------|--|------------------|--|--|----------------------------|--|--|---------------------------|--------|---------|----------------------------|--|--|-----------------------------|------------|-----------|----------------------------|---------|--------|
| | | PER APPLICATION PINTS/ACRE | SEASONAL LIMITS (PINTS/ACRE/YEAR) | | | | | | | | | | | | | | | | | | | | | | |
| ONION (Dry bulb) | Botrytis Leaf Blight/ Blast, Botrytis Neck Rot (Suppression), Purple Blotch, Downy Mildew (suppression) | 1.0-2.0 | 20.0 | Apply in sufficient water to obtain thorough coverage of tops. Equus 720 is recommended for use with disease monitoring systems which adjust fungicide rates and frequency of application according to disease hazard. Apply as follows: <table border="0"> <tr> <td></td> <td style="text-align: center;">Rate/Acre</td> <td></td> </tr> <tr> <td>Frequency</td> <td></td> <td></td> </tr> <tr> <td>Low disease hazard,</td> <td></td> <td></td> </tr> <tr> <td>prior to infection</td> <td style="text-align: center;">1 pint</td> <td style="text-align: center;">10 days</td> </tr> <tr> <td>Low disease hazard,</td> <td></td> <td></td> </tr> <tr> <td>some disease present</td> <td style="text-align: center;">1.37 pints</td> <td style="text-align: center;">7-10 days</td> </tr> <tr> <td>High disease hazard</td> <td style="text-align: center;">2 pints</td> <td style="text-align: center;">7 days</td> </tr> </table> <p>For suppression of neck rot (<i>Botrytis</i> spp.) during storage, a minimum of 3 weekly applications prior to lifting, using 1-3/8, to 2 pints of Equus 720 per acre is recommended. DO NOT apply within 7 days of harvest.</p> | | Rate/Acre | | Frequency | | | Low disease hazard, | | | prior to infection | 1 pint | 10 days | Low disease hazard, | | | some disease present | 1.37 pints | 7-10 days | High disease hazard | 2 pints | 7 days |
| | Rate/Acre | | | | | | | | | | | | | | | | | | | | | | | | |
| Frequency | | | | | | | | | | | | | | | | | | | | | | | | | |
| Low disease hazard, | | | | | | | | | | | | | | | | | | | | | | | | | |
| prior to infection | 1 pint | 10 days | | | | | | | | | | | | | | | | | | | | | | | |
| Low disease hazard, | | | | | | | | | | | | | | | | | | | | | | | | | |
| some disease present | 1.37 pints | 7-10 days | | | | | | | | | | | | | | | | | | | | | | | |
| High disease hazard | 2 pints | 7 days | | | | | | | | | | | | | | | | | | | | | | | |
| ONION (Green bunching) Garlic, Leek, Shallot, Onion grown for seed | Botrytis Leaf Blight/Blast, Purple Blotch, Downy Mildew (suppression) | 1.5-3.0 | 8.9 | Use in sufficient water to obtain thorough coverage of tops. Begin applications prior to favorable infection periods and repeat at 7 to 10 day intervals for as long as conditions favor disease. Use the high rate and a 7 day schedule of applications when heavy dew or rain persists. DO NOT apply within 7 days of harvest on garlic. DO NOT apply more than three times per season or within 14 days of harvest on green bunching onions, leeks, or shallots. If additional disease control is needed before harvest, use another registered fungicide. | | | | | | | | | | | | | | | | | | | | | |
| PAPAYA | Alternaria Fruit Spot, Anthracnose, Stem End Rot | 3.0 | 9.0 | Apply with ground equipment only. Use sufficient water to obtain adequate coverage of fruit and leaves. Begin treatment when conditions favor development of disease and continue treatments at 14 day intervals until weather conditions no longer favor disease development. | | | | | | | | | | | | | | | | | | | | | |
| PARSNIP | Alternaria Leaf Spot, Downy Mildew, Anthracnose, Botrytis Blight (Gray Mold), Bottom Rot (Rhizoctonia) | 1.5-2.0 | 8.0 | Apply in sufficient water to obtain adequate coverage. Make the first application at the first sign of disease or when conditions are favorable for infection. Continue applications on a 7 to 10 day schedule. | | | | | | | | | | | | | | | | | | | | | |

14/28

| CROP | DISEASES CONTROLLED | RATE OF Equus 720 | | APPLICATION DIRECTIONS |
|-----------------------------|---|----------------------------|-----------------------------------|---|
| | | PER APPLICATION PINTS/ACRE | SEASONAL LIMITS (PINTS/ACRE/YEAR) | |
| PASSION FRUIT (Hawaii only) | Alternaria Fruit and Leaf Spot (Passion Fruit Brown Spot), Anthracnose, Cercospora Fruit Spot | 2.0 | 10.0 | Apply with ground equipment in sufficient water to obtain adequate coverage of fruit and leaves. Begin treatment when fruit spots appear (April to July) and continue treatments at 14 day intervals until weather conditions no longer favor disease development. |
| PEANUT | Early Leaf Spot (Cercospora), Late Leaf Spot (Cercosporidium) | 1.0-1.5 | 12.0 | Apply in sufficient water for coverage when leaf wetness first occurs or 30 to 40 days after planting. Repeat at 14 day intervals. When conditions favor late leaf spot or when rust or web blotch occur, apply 1.5 pints per acre at 14 day intervals for the remainder of the season. DO NOT apply within 14 days of harvest. Equus 720 may be applied through sprinkler irrigation equipment. Use 1.5 pints per acre in solid set, portable wheel move, center pivot, motorized lateral move, or traveling gun sprinkler irrigation equipment. See calibration directions preceding this section. |
| | Rust, Web Blotch | 1.5 | | |
| POTATO | Late Blight, Early Blight, Botrytis Vine Rot | 0.75 then 1.0-1.5 | 15.0 | Begin applications at the low rate when vines are first exposed and leaf wetness occurs. Repeat applications at 7 to 10 day intervals. Begin applying the higher label rates at 5 to 10 day intervals when any one of the following events occur: <ul style="list-style-type: none"> • Vines close within the rows; • Late blight forecasting measures 18 disease severity values (DSV); • The crop reaches 300 P-days Increase water spray volume as canopy density increases. Use the highest rate and shortest interval when plants are rapidly growing and disease conditions are severe. DO NOT apply more than 15 pints of Equus 720 per acre during each growing season. DO NOT apply within 7 days of harvest. Equus 720 may be applied through sprinkler irrigation equipment (solid set, portable wheel move, center pivot, or motorized lateral move systems only). DO NOT exceed a 10 day interval between applications when using this technique. See calibration directions preceding this section. |

15/28

| CROP | DISEASES CONTROLLED | RATE OF EQUUS 720 | | APPLICATION DIRECTIONS |
|---|---|----------------------------|---|--|
| | | PER APPLICATION PINTS/ACRE | SEASONAL LIMITS (PINTS/ACRE/YEAR) | |
| SOYBEANS (Determinate and Indeterminate Varieties) | Anthracnose, Diaporthe Pod and Stem Blight, Frogeye Leaf Spot (<i>Cercospora sojina</i>), Purple Seed Stain, Cercospora Leaf Blight (<i>Cercospora kikuchii</i>), Septoria Brown Spot | | 6.0 | Apply in sufficient water to obtain complete coverage, using at least 5 gallons of water per acre for aerial application. Use the three application program in areas having a history of moderate to severe disease intensity. Equus 720 may be applied through sprinkler irrigation equipment. Follow application and calibration directions preceding this section. DO NOT exceed total of three applications per season. DO NOT apply within 6 weeks of harvest. |
| | | 1.5-2.4 | 6.0 | Two application program: Make the first application at early pod set (R3 stage, when the majority of pods are 1/8 to 3/8 inches in length) and the second at beginning of seed formation (R5) which occurs about 14 days later. |
| | | 1.0-2.0 | 6.0 | Three application program: Make the first application at the beginning of flowering (R1), the second at early pod set (R3), and the third at beginning of seed formation (R5). Make all applications at 14 day intervals. |
| | Stem Canker (<i>Diaporthe phaseolorum</i> var. <i>caulivora</i>) | 1.0 | 6.0 | Apply in 10 to 20 gallons of water per acre, as a band treatment, directing spray to provide coverage of entire plant. Make the application at time of emergence of the second trifoliate leaves (V2). If conditions favor stem canker disease, make a second and third application. Make all applications at 14 day intervals. |
| Rust (<i>Phakopsora</i> spp.) | 1.37 - 2.25 lbs. | 6.0 | Apply in sufficient water to obtain complete coverage, generally 10-20 gallons per acre. Make first application at first sign of disease and retreat at 14-day intervals. For resistance management of rust, alternate with another fungicide registered for soybean rust control. DO NOT exceed a total of 3 applications per season. DO NOT apply within 6 weeks of harvest. DO NOT feed soybean hay or threshings to livestock or allow grazing in treated fields. | |

16/28

| CROP | DISEASES CONTROLLED | RATE OF Equus 720 | | APPLICATION DIRECTIONS |
|--------|--|----------------------------|-----------------------------------|---|
| | | PER APPLICATION PINTS/ACRE | SEASONAL LIMITS (PINTS/ACRE/YEAR) | |
| TOMATO | Foliage: Early Blight, Late Blight, Gray Leaf Spot, Gray Leaf Mold, Septoria Leaf Spot, Target Spot | 1.35-2.0 | 20.1 | Apply in sufficient water to obtain adequate coverage. Begin applications of 1.35 to 2 pints per acre of Equus 720 when dew or rain occur and disease threatens; apply every 7 to 10 days prior to fruit set. At fruit set, increase application rate to 2 to 2.88 pints per acre of Equus 720 and treat every 7 to 14 days. Equus 720 may be combined in the spray tank with EPA-registered pesticide products that claim copper as the active ingredient and are labeled for control of bacterial diseases of tomatoes. Check the copper manufacturer's label for specific instructions, precautions and limitations prior to mixing with Equus 720. DO NOT use with Copper-Count N in concentrated spray suspensions. Equus 720 may be applied through sprinkler irrigation equipment (solid set or portable wheel move systems only). See calibration directions preceding this section. |
| | Fruit: Anthracnose, Alternaria Fruit Rot (Black Mold), Botrytis Gray Mold, Late Blight Fruit Rot, Rhizoctonia Fruit Rot | 2.0-2.88 | | |

TREE AND ORCHARD CROPS – APPLICATION INSTRUCTIONS

Apply Equus 720 in sufficient water and with proper calibration to obtain uniform coverage of tree canopy. Application with ground equipment is preferable to aerial application because ground applications generally give better coverage of the tree canopy. If application with ground equipment is not feasible, Equus 720 may be applied with aircraft using at least 20 gallons of spray per acre. When concentrate sprays are used or when treating non-bearing or immature trees, the lower rate of Equus 720 listed may be used. DO NOT allow livestock to graze treated areas. The following spray volumes are recommended as gallons of spray per acre:

| Crop | Spray Volume (Gallons per Acre) | |
|---|---------------------------------------|---|
| | Dilute | Concentrate |
| Filberts (Hazelnuts) (Oregon only) | 20 (concentrate) to 400 (full dilute) | |
| Peach, Nectarins, Apricot, Tart Cherry, Plum, Prune | 20 (concentrate) to 300 (full dilute) | |
| Sweet Cherry | 20 (concentrate) to 400 (full dilute) | |
| Conifers: | | |
| Forest Stands | Not used | 10 to 20 (aircraft) |
| Christmas Trees | 100 | 10 to 50 (aircraft or ground equipment) |
| Nursery Beds | 100 | 5 to 10 (ground equipment only) |

| CROP | DISEASES | Equus 720 | | SEASONAL LIMIT PINTS/ACRE | APPLICATION DIRECTIONS |
|---|--|--------------------|------------------------------------|---------------------------------|---|
| | | RATE PINTS/ACRE | RATE PINTS/100 GALLONS/ACRE* | | |
| FILBERTS (Hazelnuts) (Oregon only) | Eastern Filbert | 4.0 | 1.0 | 12.0 | Begin applications at leaf bud break and repeat applications at 2 to 4 week intervals. Based on available residue data, use of this product on filberts is restricted to Oregon. DO NOT apply within a week before or after an oil application or a tank-mix containing oil-based pesticides. DO NOT apply within 120 days before harvest. |
| | Blight | | | | |
| FRUIT TREES Apricot Cherry (Sweet), Cherry (Tart), Nectarine, Peach, Plum, Prune | Leaf Curl, Coryneum Blight (Shothole) | 3.1-4.1 | 1.0 | 20.6 | For best control of both diseases, apply at leaf fall in late autumn, using sufficient water and proper sprayer calibration to obtain uniform coverage. When conditions favor high disease levels, use the high rate of application and apply once or twice more in mid-to-late winter before budswell. If the leaf fall application is not practical, application of Equus 720 for control of leaf curl may be made at any time prior to budswell the following spring. Where Coryneum blight (shothole) occurs, also apply at budbreak to protect newly emerging leaves and at shuck split to prevent fruit infections. Make all applications at 10 day intervals. Use 4.1 pints per acre on trees taller than 20 feet and 3.1 to 4.1 pints per acre on smaller trees. Make one application at popcorn (pink, red, or early white bud) and a second application at full bloom. If weather conditions favor disease development, make an additional application at petal fall. In addition to the bloom application listed above, make one application at shuck split. DO NOT apply Equus 720 after shuck split and before harvest. If additional disease control is needed before harvest, use another registered fungicide. For control of cherry leaf spot after harvest, make one application to foliage within 7 days after fruit is removed. In orchards with a history of high leaf spot incidence, make a second application 10 to 14 days later. |
| | Brown Rot Blossom Blight, Lacy Russet Scab (Plum/Prune) | 3.1-4.1 | 1.0 | | |
| | Cherry Leaf Spot, Scab (Peach, Nectarine, Apricot), Black Knot (Cherry, Plum) | 3.1-4.1 | 1.0 | | |

18/28

| CROP | DISEASES | Equus 720 | Equus 720 | SEASONAL LIMIT | APPLICATION DIRECTION | |
|--|---|--------------------|---|-------------------|---|---|
| | | RATE PINTS/ACRE | RATE PINTS/100 GALLONS/ACRE* | | | |
| CONIFERS Pine, Spruce | Swiss Needlecast | 2.75-5.5 | 2.75-5.5 | 22.0 | Single-application technique: In Christmas tree plantations or forest stands, make one application in the spring when new shoot growth is 1/2 to 2 inches in length. | |
| | Scleroderris | 1.5-2.75 | 1.5-2.75 | | Make the first application in spring when new shoot growth is 1/2 to 2 inches in length. Make additional applications at 4 week intervals until conditions no longer favor disease development. For use in nursery beds, apply the highest rate specified on a 4 week schedule. | |
| | Canker (Pines), Swiss Needlecast | | | | | |
| | Sirococcus | 2.0-3.5 | 2.0-3.5 | | | |
| | Tip Blight | | | | | |
| | Rhizosphaera | 5.5 | 5.5 | | | |
| | Needlecast (Spruces), Scirrhia Brown Spot (Pines) | | | | | |
| | Cyclaneusma and Lophodermium Needlecasts (Pines) | 2.75-5.5 | 2.75-5.5 | | | Apply in early spring prior to budbreak. Repeat applications at approximately 6 to 8 week intervals, until spore release ceases in late fall. Apply monthly during periods of frequent rainfall, and where Lophodermium infections occur during dormancy (Pacific Northwest). During drought periods, applications may be suspended, then resumed upon next occurrence of needle wetness. |
| | Rhabdocline Needlecast (Douglas fir) | 1.5-2.75 | 1.5-2.75 | | | Apply at budbreak and repeat at 4 week intervals until needles are fully elongated and conditions no longer favor disease development. In plantations of mixed provenance, or when irregular budbreak occurs, apply weekly until all trees have broken bud, then every 4 weeks as specified above. In nursery beds, use the high rate on a 4 week schedule. |
| | Botrytis | 1.5-2.75 | 1.5-2.75 | | | Begin applications in nursery beds when seedlings are 4 inches tall and when cool, moist conditions favor disease development. Make additional applications at 7 to 14 day intervals as long as disease favorable conditions persist. |
| Seedling Blight, Phoma Twig Blight | | | Begin applications when 10% of buds have broken and twice thereafter at 7 to 10 day intervals for seedbeds. | | | |
| Autoecious Needle Rust (Weir's Cushion) | 5.5 | 5.5 | | | | |

*Volumetric rates to be used only with full dilute spray volume specified on this label for tree and orchard crops.

19/28

GRASSES: GOLF COURSE FAIRWAYS

For low disease pressure, follow the retreatment intervals and the application rates provided below.

For an extreme disease condition, a single maximum application of 15 pints per acre with a minimum retreatment interval of 7 days can be made each year. After making the 15 pint per acre application, the low disease regime must be followed for the remainder of the year.

For Equus 720, no more than 34.6 pints per acre may be applied per year on fairways.

For reentry into treated areas, refer to the Non-Agricultural Use Requirements box.

| Diseases Controlled | Low Disease Pressure Treatment Regime | | Extreme Disease Condition | | Maximum Application Rate Per Year for Fairways (Pints/acre) |
|--------------------------------------|---------------------------------------|-------------------------------|---|--|---|
| | Retreatment Interval (Days) | Application Rate (Pints/Acre) | Maximum Single Application Allowed In a Year (Pints/Acre) | Minimum Retreatment Interval for the Maximum Single Application (Days) | |
| Dollar spot | 7-10 | 2.75*-5.5 | 15 | 7 | 34.6 |
| | 14-21 | 5.5-9.7 | | | |
| Leaf Spot, Melting Out, Brown Blight | 7-10 | 5.5 | | | |
| Brown Patch | 14-21 | 5.5-9.7 | | | |
| Gray Leaf Spot | 7-14 | 5.5-9.7 | | | |
| Red Thread | 7-10 | 5.5-9.7 | | | |
| Anthracnose | 7-14 | 8.33-9.7 | | | |

*Low rate is not effective on intensively mowed turfgrasses such as golf course tees and greens.

Diseases are caused by some of the following fungi:
 Dollar Spot: *Sclerotinia homeocarpa*, *Lanzia* or *Moellerodiscus* spp.
 Leaf Spot, Melting Out and Brown Blight: *Drechslera* spp., *Bipolaris* spp., *Curvularia* spp.
 Brown Patch: *Rhizoctonia* spp.
 Anthracnose: *Colletotrichum*.

2/28

GRASSES: GOLF COURSE TEES, GREENS, AND ORNAMENTAL TURF USES

For low disease pressure, follow the retreatment intervals and the application rate provided below. For an extreme disease condition, a single maximum application of 15 pints per acre with a minimum retreatment interval of 7 days can be made. For Equus 720, maximum yearly application limits exist for fairways, greens and other non-residential ornamental turf, such as municipal parks. For reentry after treatment, follow requirements outlined in the Non-Agricultural Use Requirements box.

| Diseases Controlled | Retreatment Interval (Days) | Application Rate (fl. oz./1000 sq. ft.) | | Maximum Application Rate Per Year for Ornamental Turf, Tees and Greens (fl. oz./1000 sq. ft) |
|-----------------------------|-----------------------------|---|---|--|
| | | Low Disease Pressure Regime | High Disease Pressure Regime Single Maximum Application (fl. oz.) and Retreatment Interval (Days) | |
| Dollar spot | 7-14 | 2.12-3.5 | 5.5 (14) | 12.7 fl. oz./ |
| Brown Patch | 7-14 | 2.12-3.5 | 5.5 (14) | 1000 sq. ft. |
| Leaf Spot, Melting Out | 7-10 | 2.12-3.5 | 5.5 (14) | (ornamental turf) |
| Gray Leaf Spot | 7-10 | 2.12-3.5 | 5.5 (14) | |
| Red Thread | 7-10 | 2.12-3.5 | 5.5 (14) | 25.4 fl. oz./ |
| Anthracnose | 7-14 | 2.12-3.5 | 5.5 (14) | 1000 sq. ft. |
| Copper Spot | 7-10 | 2.12-3.5 | 5.5 (14) | (tees) |
| Stem Rust (Bluegrass) | 7-14 | 2.12-3.5 | 5.5 (14) | |
| DICHONDRA: | | | | 35.7 fl. oz./ |
| Leaf Spot (CALIFORNIA ONLY) | 7-14 | 2.12-3.5 | 5.5 (14) | 1000 sq. ft. (greens) |

Diseases are caused by some of the following fungi:

Dollar Spot: *Sclerotinia homeocarpa*, *Lanzia* or *Moellerodiscus* spp.

Brown Patch: *Rhizoctonia* spp.

Leaf Spot, Melting Out and Brown Blight: *Drechslera* spp., *Bipolaris* spp., *Curvularia* spp.

Gray Leaf Spot: *Pyricularia* spp.

Red Thread: *Laetisaria fuciformis*.

Anthracnose: *Colletotrichum* spp.

Copper Spot: *Gloeocercospora* spp.

Stem Rust: *Puccinia* spp.

Dichondra Leaf Spot: *Alternaria* spp.

Gray snow mold caused by *Typhula* spp.: Apply in sufficient water to obtain adequate coverage (2 to 10 gallons per 1000 square feet). Apply a single application of 5 1/2 fluid ounces of Equus 720 per 1000 square feet of turf area. Subsequent applications of 3 1/2 fluid ounces per 1000 square feet must be made at 7 day intervals and before snow cover in autumn. If snow cover is intermittent or lacking during the winter, reapply at 3 1/2 fluid ounces per 1000 square feet at monthly intervals until gray snow mold conditions no longer prevail. In areas where pink snow mold (*Geriachia* or *Fusarium* patch) is likely to occur, apply an initial application of Equus 720 at 5 1/2 fluid ounces in combination with products containing iprodione at 2 ounces active ingredient per 1000 square feet of turf area; subsequent applications of 3 1/2 fluid ounces per 1000 square feet must be made at 7 day retreatment intervals. Read and observe all label directions for products containing this active ingredient. A maximum seasonal limit of 12.7 ounces per 1000 square feet may be applied to ornamental turf, no more than 25.4 ounces per 1000 square feet may be applied to tees, and a maximum seasonal amount of 35.7 ounces per 1000 square feet of Equus 720 may be applied to greens.

***Fusarium* (*Geriachia*) Patch:** For control of *Fusarium* patch only in areas where snow cover is intermittent or lacking during the winter, apply 5 1/2 fluid ounces of Equus 720 per 1000 square feet. Begin applications in autumn and reapply at 3 1/2 fluid ounces per 1000 square feet at 21 to 28 day intervals until conditions favorable for *Fusarium* patch no longer prevail. A maximum seasonal

limit of 12.7 ounces per 1000 square feet may be applied to ornamental turf, no more than 25.4 ounces per 1000 square feet may be applied to tees, and a maximum seasonal amount of 35.7 ounces per 1000 square feet of Equus 720 may be applied to greens.

Algae: For prevention of algae on turfgrasses, apply Equus 720 at the rate of 2 1/8 to 3 1/2 fluid ounces per 1000 square feet on a 7 to 14 day re-treatment interval. For severe algae control, a single application of 5 1/2 fluid ounces per 1000 square feet may be made, followed by applications of 3 1/2 fluid ounces with a 7 day retreatment interval. When algae is well-established, every attempt should be made to dry out the afflicted area. Once dry, spiking or verticutting should be done to enhance turfgrass recovery in conjunction with Equus 720 applications. Several applications may be necessary for turfgrass recovery. Only a preventive spray program with Equus 720 will prevent a recurrence of the algae when environmental conditions are favorable for algal growth. A maximum seasonal limit of 12.7 ounces per 1000 square feet may be applied to ornamental turf, no more than 25.4 ounces per 1000 square feet may be applied to tees, and a maximum seasonal amount of 35.7 ounces per 1000 square feet of Equus 720 may be applied to greens.

ORNAMENTAL PLANTS

Equus 720 may be used on ornamental plants grown in the field, nurseries, greenhouses and for spot-treatment of ornamentals plants growing in landscapes. Due to the large number of species and varieties of ornamental and nursery plants, and the widely varying growing conditions, it is impossible to test every one for sensitivity to Equus 720. Prior to commercial use, apply the recommended rates to a small area of plants in question, i.e. bedding plants, foliage, etc., and observe for 7 to 10 days prior to treatment of a commercial crop.

Field-grown ornamentals:

No more than 48 pints per acre of Equus 720 may be applied to field-grown ornamentals per year.

For aerial application to field-planted ornamentals, a minimum rate of 10 gallons of spray per acre should be used during application. Equus 720 should be applied to plants when both foliage and flowers are dry or nearly dry.

For field-grown roses, apply 1.4 pints of Equus 720 per acre for a single application.

For field-planted pachysandra, apply 4.1 pints per acre of Equus 720 for a single application.

Ornamentals grown in nurseries, greenhouses:

DO NOT use mistblowers or high pressure spray equipment when making applications of Equus 720 in greenhouses.

Apply Equus 720 at a rate of 1.37 pints per 100 gallons of water unless other directions are given in tables below.

Apply in a spray until foliage run-off occurs when conditions are favorable for disease development. Repeat applications at 7 to 14 day intervals until conditions are no longer favorable. During periods when conditions favor severe disease incidence, generally cloudy or wet weather, apply Equus 720 at 7 day intervals. Equus 720 should be applied to plants when both foliage and flowers are dry or nearly dry.

DO NOT combine Equus 720 in the spray tank with pesticides, surfactants or fertilizers unless prior use has shown the combination to be physically compatible, effective and noninjurious under your conditions of use.

Spot-treatment of ornamental plants growing in landscapes:

Apply Equus 720 at a rate of 1.3 teaspoons per 2 gallon of water. Apply in a spray until foliage run-off occurs when conditions are favorable for disease development. Repeat applications at 7 to 14 day intervals until conditions are no longer favorable. During periods when conditions favor severe disease incidence, generally cloudy or wet weather, apply Equus 720 at 7 day intervals. Equus 720 should be applied to plants when both foliage and flowers are dry or nearly dry.

Use of Equus 720 is recommended for control of fungal diseases referred to by numbers in parentheses following each ornamental. Ornamentals listed on this label have been tested and found to tolerate applications of Equus 720 at the recommended rates. The user should test for possible phytotoxic responses, using recommended rates on ornamental plants on a small area prior to

20/28

commercial treatments. Applications made during bloom may damage flowers and/or fruits.

NOTE: Fruits and other treated foliage must not be eaten or fed to livestock. Diseases controlled by Equus 720:

1. Leaf Spots/Follar Blights:

- Actinopelte Leaf Spot
- Alternaria Leaf Spot/Leaf Blight
- Anthracoze Leaf Blotch/Spot
- Anthracoze (Discula) Blight
- Ascochyta Blight
- Bipolaris (Helminthosporium) Leaf Spot
- Black Spot (on roses)
- Botrytis Leaf Spot/Leaf Blight
- Cephalosporium Leaf Spot
- Cercospora Leaf Spot
- Cercosporidium Leaf Spot
- Coryneum Blight (Shothole)
- Corynespora Leaf Spot
- Curvularia Leaf Spot
- Cylindrosporium Leaf Spot
- Dactylaria Leaf Spot
- Didymellina Leaf Spot
- Drechslera Leaf Spot
- Fabraea (Entomosporium) Leaf Spot
- Fusarium Leaf Spot
- Gloeosporium Black Leaf Spot
- Inkspot (Drechslera)
- Marssonina Leaf Spot
- Monilinia Blossom Blight/Twig Blight
- Mycosphaerella Ray Blight
- Myrothecium Leaf Spot/Brown Rot
- Nematostoma Leaf Blight
- Phyllosticta Leaf Spot
- Rhizoctonia Web Blight
- Ramularia Leaf Spot
- Septoria Leaf Spot
- Sphaeropsis Leaf Spot
- Stagonospora Leaf Scorch
- Tan Leaf Spot (Curvularia)
- Volutella Leaf Blight

2. Flower Spots/Blights:

- Botrytis Flower Spot/Flower Blight
- Curvularia Flower Spot
- Monilinia Blossom Blight
- Ovulinia Flower Blight
- Rhizopus Blossom Blight
- Sclerotinia Flower Blight

3. Cylindrocladium Stem Canker

4. Phytophthora Leaf Blight/Dieback

23/28

5. **Powdery Mildews:**
Erysipha Cichoracearum
Microsphaera spp.

6. **Rusts:**
Gymnosporangium spp.
Puccinia spp.
Pucciniastrum Hydrangeae

7. **Taphrina Blister**

8. **Scab**
Venturia inaequalis

Ornamentals recommended for treatment with Equus 720:
Avoid applications during bloom periods for those plants where flower injury is unacceptable.

For poinsettia, discontinue applications prior to bract formation; phytotoxicity is possible on bracts. For roses, use 1.1 pints per 100 gallons of water.

| Plant | Disease(s) | Comments/Instructions: |
|-------------------------|------------|------------------------|
| Aglaonema | 1 | |
| Andromeda (Pieris) | 4 | |
| Arabian Violet | 2 | |
| Areca Palm | 1 | |
| Artemesia | 1 | |
| Ash, Fraxinus | 1 | |
| Aspen | 1 | |
| Azalea | 1,2,4 | |
| Begonia | 1 | |
| Boston Fern | 1 | |
| Buckeye, Horsechestnut | 1 | |
| Camellia | 2 | |
| Carnation | 1,2 | |
| Cherry-Laurel | 1 | |
| Chrysanthemum | 1,2 | |
| Crabapple | 1,6,8 | |
| Crocus | 1 | |
| Daffodil | 1 | |
| Daisy | 1 | |
| Dogwood | 1 | |
| Dumbcane, Dieffenbachia | 1 | |
| Dracaena | 1 | |
| Eucalyptus | 3 | |
| Euonymus | 1 | |
| Fatsia (Aralia) | 1 | |
| Ficus | 1 | |
| Firethorn, Pyracantha | 1 | |
| Florida Ruffie Fern | 1 | |
| Flowering Almond | 1,2 | |
| Flowering Cherry | 1,2 | |
| Flowering Peach | 1,2 | |
| Flowering Plum | 1,2 | |

24/28

| | | |
|---------------------------|-------|--|
| Flowering Quince | 1,2 | |
| Geranium | 1,6 | |
| Gladiolus | 1,2 | |
| Hawthorn | 1,6 | |
| Holly | 1 | |
| Hollyhock | 6 | |
| Hydrangea (Foliage Only) | 1,6 | |
| Iris | 1,2 | |
| Leatherleaf Fern | 1 | |
| Lilac | 5 | |
| Lily | 1 | |
| Lipstick Plant | 1 | |
| Magnolia | 1 | |
| Maple | 1 | |
| Marigold | 1 | |
| Ming Aralia | 1 | |
| Mountain Laurel | 1 | |
| Narcissus | 1 | |
| Oak (Red Group Only) | 1,7 | |
| Oregon Grape (Mahonia) | 6 | |
| Oyster Plant (Rhoeoe) | 1 | |
| Pachysandra | 1 | Use 3 pints of Equus 720 per 100 gallons of water for greenhouse-grown plants. |
| Pansy | 1 | |
| Parlor Palm (Chamaedorea) | 1 | |
| Peperomia | 1 | |
| Petunia | 1,4 | |
| Philodendron | 1,4 | |
| Phlox | 1 | |
| Photinia | 1 | |
| Poinsettia | 1 | Discontinue applications prior to bract formation; phytotoxicity is possible. |
| Poplar | 1 | |
| Prayer Plant (Maranta) | 1 | |
| Privet, Ligustrum | 1 | |
| Rhododendron | 1,2,4 | |
| Rose | 1 | Use 1.1 pints per 100 gallons of water for greenhouse grown plants. |
| Sand Cherry | 1,2 | |
| Sequoia | 1 | |
| Spiraea | 1 | |
| Statice | 1 | |
| Sycamore, Planetree | 1 | |
| Syngonium | 1 | |
| Tulip | 1 | |
| Viburnum | 5 | |
| Walnut, Juglans | 1 | |
| Zebra Plant (Aphelandra) | 1 | |
| Zinnia | 1,5 | |

The following ornamental plant species which have been tested with Equus 720 at recommended rates did not exhibit phytotoxicity:

| Botanical name: | Common name: |
|------------------------|---------------------|
| Aechmea fasciata | Aechmea |
| Araucaria heterophylla | Norfolk Island Pine |
| Asplenium nidus | Birdnest Fern |

25/28

| | |
|----------------------------------|---------------------------|
| Bougainvillea spp. | Bougainvillea |
| Caladium spp. | Caladium |
| Calathea makoyana | Peacock Plant |
| Calistephus chinensis | Aster |
| Carissa grandiflora | Natal Plum |
| Clerodendron thomsonae | Bleeding Heart |
| Codiaeum spp. | Croton |
| Cordylone terminalis | Ti Plant |
| Crassula argentea | Jade Plant |
| Cyrtomium falcatum | Holly Leaf Fern |
| Dionaea muscipula | Venus Fly Trap |
| Dizygotheca elegantissima | False Aralia |
| Epipremnum aureum | Golden Pothos, Scindapsus |
| Episcia cupreata | Flame Violet |
| Fittonia spp. | Silver-Nerve Plant |
| Gerbera jamesonii | Gerber Daisy |
| Gynura sarmentosa | Purple Passion Vine |
| Gypsophila paniculata | Baby's Breath |
| Hoya spp. | Wax Plant |
| Ilex cornuta | Chinese Holly |
| Ilex crenata | Japanese Holly |
| Impatiens spp. | Impatiens |
| Pilea cadierei | Aluminum Plant |
| Platynerium spp. | Staghorn Fern |
| Sansevieria trifasciata "Hahnii" | Birdsnest Sansevieria |
| Tolmiea menziesii | Piggy-Back Plant |
| Yucca elephantipes | Spineless Yucca |
| Zygocactus truncatus | Christmas Cactus |

NOTE: DO NOT apply Equus 720 to either green or variegated Pittosporium or to Schefflera, as multiple applications have been demonstrated to cause phytotoxic responses.

GRASS: SODFARMS

Use of this product on home lawns is prohibited.

Apply Equus 720 in 30 to 40 gallons of water per acre. Begin applications when conditions favor disease development and repeat applications as long as these conditions persist using the rates recommended in the following table.

Under severe disease conditions, a single application of 15 pints per acre may be made with a 7 day retreatment interval. Subsequent applications must follow the rates and retreatment intervals outlined in the following table for the remainder of the year.

DO NOT mow or water after treatment until spray deposited on grass is thoroughly dry. Equus 720 should always be used in conjunction with good turf management practices.

Sodfarm turf treated with chlorothalonil prior to harvest must be mechanically cut, rolled, and harvested. Follow all provisions outlined in the **Agricultural Use Requirements** box.

2/28

| Diseases Controlled | Low Disease Pressure Treatment Regime | | Extreme Disease Condition | | Application Limit Per Year for Sodfarms (Pints/Acre) |
|--------------------------------------|---------------------------------------|-------------------------------|---|--|--|
| | Retreatment Interval (Days) | Application Rate (Pints/Acre) | Maximum Single Application Allowed In a Year (Pints/Acre) | Minimum Retreatment Interval for the Maximum Single Application (Days) | |
| Dollar spot | 7-10 | 2.75-5.5 | 15 | 7 | 34.6 |
| | 14-21 | 5.5-9.66 | | | |
| Leaf Spot, Melting Out, Brown Blight | 7-10 | 5.5 | | | |
| Brown Patch | 14-21 | 5.5-9.66 | | | |
| Gray Leaf Spot | 7-14 | 5.5-9.66 | | | |
| Red Thread | 7-10 | 5.5-9.66 | | | |
| Anthracoese | 7-14 | 8.12-9.66 | | | |

*Low rate is not effective on intensively mowed grasses.
 Diseases are caused by some of the following fungi:
 Dollar Spot: *Sclerotinia homeocarpa*, *Lanzia* or *Moellerodiscus* spp.
 Leaf Spot, Melting Out and Brown Blight: *Drechslera* spp., *Bipolaris* spp., *Curvularia* spp.
 Brown Patch: *Rhizoctonia* spp.
 Anthracnose: *Colletotrichum*.

LIMITED WARRANTY, TERMS OF SALE, AND LIMITATION OF LIABILITY

Upon purchase or use of this product, purchaser and user agree to the following terms:

Warranty: Nations Ag II, LLC (the "Company") warrants that this product conforms to the chemical description on the label in all material respects and is reasonably fit for the purpose referred to in the directions for use, subject to the exceptions noted below, which are beyond the Company's control. The Company makes no other representation or warranty, express or implied, concerning the product, including no implied warranty of merchantability or fitness for a particular purpose; no such warranty shall be implied by law, and no agent or representative is authorized to make any such warranty on the Company's behalf.

Terms of Sale: The Company's directions for use of this product should be followed carefully. It is impossible to eliminate all risks inherently associated with use of this product. Crop injury, ineffectiveness or other unintended consequences may result because of such factors as weather conditions, presence of other materials, and the manner of use or application (including failure to adhere to label directions), all of which are beyond the Company's control. All such risks are assumed by the user.

Limitation of Liability: The exclusive remedy against the Company for any cause of action relating to the handling or use of this product is a claim for damages, and in no event shall damages or any other recovery of any kind exceed the price of the product which caused the alleged loss, damage, injury or other claim. Under no circumstances shall the Company be liable for any special, indirect, incidental or consequential damages of any kind, including loss of profits or income, and any such claims are hereby waived. Some states do not allow the exclusion or limitation of incidental or consequential damages.

The Company and the seller offer this product, and the purchaser and user accept this product, subject to the foregoing warranty, terms of sale and limitation of liability, which may be varied or modified only by an agreement in writing signed on behalf of the Company by an authorized representative.

Benlate is a registered trademark of duPont.
 Copper-Count N is a registered trademark of Mineral Research and Development Corporation.

2/1/28

DiPel is a registered trademark of Abbott Laboratories.
Foil is a registered trademark of Ecogen Inc.
Latron is a trademark of Rohm and Haas Company.
Equus is a registered trademark of Nations Ag II, LLC.
Triton is a registered trademark of Union Carbide Corp.

Questions? Call 800-979-8994

Nations Ag II
2901-12 Rivendell
Knoxville, TN 37922

EPA Notif 011405 (BulkStor&Refill)

Nations Ag II



28/06

Jan 28, 2005

Ms. Joyce Edwards
EPA Office of Pesticide Programs (7504C)
Document Processing Desk (NOTIF)
1801 South Bell Street / CM #2 / Room #266A
Arlington, VA 22202-4501

Subject: Nations Ag II Equus 720, EPA Reg. No. 72167-24


Dear Ms. Edwards:

I am enclosing a Notification regarding label revisions for the subject product to: 1) Add Storage and Disposal Instructions for Bulk Storage and Refilling, with instructions as set forth in PR Notice 83-3, 2) Removal of redundancies in two instances, 3) Addition of five pests, 4) Clarification of tabular instructions by correcting the positioning of information in a two places, and 5) adding a trademark reference. Each of these revisions is illustrated on one marked-up copy of the label.

I have also enclosed a copy of EPA Form 8570-1 and two clean copies of the revised label. I am submitting Final Printed Labeling electronically in pdf format.

Feel free to contact me with any questions or concerns regarding this notification.

Sincerely,



J. S. Lovell
Vice President,
Regulatory Affairs

