



UNITED STATES ENVIRONMENTAL PROTECTION AGENCY
WASHINGTON, DC 20460

OFFICE OF CHEMICAL SAFETY
AND POLLUTION PREVENTION

July 6, 2015

Dr. Norma Pangilinan
Bayer CropScience LP
2 T.W. Alexander Drive
Research Triangle Park, NC 27709

Subject: Notification per PRN 98-10 – Adding optional sprayer application language;
adding marking claims; updating Storage and Disposal headings; updating
company designation
Product Name: Delta 0.02% Ready-to-Use
EPA Registration Number: 72155-108
Application Date: June 24, 2015
Decision Number: 506528

Dear Dr. Pangilinan:

The Agency is in receipt of your Application for Pesticide Notification under Pesticide Registration Notice (PRN) 98-10 for the above referenced product. The Registration Division (RD) has conducted a review of this request for its applicability under PRN 98-10 and finds that the action requested falls within the scope of PRN 98-10.

The label submitted with the application has been stamped “Notification” and will be placed in our records.

If you have any questions, you may contact Julie Chao at (703) 308-8735 or via email at chao.julie@epa.gov.

Sincerely,

A handwritten signature in black ink, appearing to read "Kable Bo Davis".

Kable Bo Davis, Product Manager 03
Invertebrate & Vertebrate Branch 1
Registration Division (7505P)
Office of Pesticide Programs

Delta 0.02% Ready-to-Use

ABN: Bayer Advanced Carpenter Ant & Termite Killer Plus* Ready-to-Use

- For Indoor And Outdoor Use
- Ready-To-Use
- Water-Based
- Kills On Contact
- Kills Fast
- Long-Lasting
- Keeps Killing German Cockroaches For Up To 3 Months [12 Weeks]
- Keeps Killing German Cockroaches For Up To 9 Months [36 Weeks] on Non-Porous Surfaces
- Kills Fleas
- Keeps Killing Houseflies For Up To 5 Months [20 Weeks]
- Kills Mosquitoes
- Keeps Killing Carpenter Ants For Up To 4 Weeks [30 Days, 1 Month] When Applied To Non-Porous Surfaces
- Controls Ticks That May Transmit Lyme Disease
- Keeps Killing Stable Flies For Up To 4 Months [18 Weeks]
- Non-Staining
- No Oily [Greasy] Residue
- For Use In And Around Horse Stables
- For Use On House Plants
- For Use On Ornamental Plants
- Kills Fleas & Ticks
- Kills Spiders, Centipedes And Scorpions
- Kills Roaches, Ants And Fleas On Contact
- Kills Aphids, Mealy Bugs, Lace Bugs, Thrips, Leafminers, And Mites
- Kills Spider Mites
- Kills Japanese Beetles
- Also Controls: Carpenter Ants & Carpenter Bees
- 100% Satisfaction Guaranteed
- This product kills on contact, is non-staining, leaves no oily residue, is long-lasting and gives you immediate results when spraying insects directly.]
- Kills Stink Bugs (including Brown Marmorated Stink Bugs)
- ERGO-GRIP Spray Wand
- Grip controlled sprayer reduces hand fatigue
- Grip control make it easier to spray
- Contours and grip control reduce hand fatigue
- Contours and grip control make it easy to spray
- Contours and grip control take the pressure off your hands
- Contours and grip control for better comfort
- Grip controlled sprayer for your comfort
- Grip control and contours for easier spraying
- Contoured grip control for your comfort
- Contoured grip control reduces hand fatigue
- Comfortable, accurate, easy to store
- Designed for comfort, accuracy, easy storage

NOTIFICATION

72155-108

The applicant has certified that no changes, other than those reported to the Agency have been made to the labeling. The Agency acknowledges this notification by letter dated:

7/6/2015

* Plus Kills Ants, Fleas, Ticks, Crickets, Spiders, Flies & Other Listed Pests

ACTIVE INGREDIENT:

Deltamethrin 0.02%

OTHER INGREDIENTS:.....99.98%

TOTAL: 100.00%

EPA Reg. No.: 72155-108

EPA Est. No.:

KEEP OUT OF REACH OF CHILDREN CAUTION

See Side Panel for Additional Precautions

In case of medical emergencies or health and safety inquiries, or in case of fire, leaking or damaged containers, information may be obtained by calling 1-877-229-3763

PRECAUTIONARY STATEMENTS

HAZARDS TO HUMANS AND DOMESTIC ANIMALS

CAUTION

Contact with product may result in transient tingling and reddening of the skin. Avoid contact with skin or clothing. Wash thoroughly with soap and water after handling and before eating, drinking, chewing gum, or using tobacco.

ENVIRONMENTAL HAZARDS

- This product is extremely toxic to fish and aquatic invertebrates.
- To protect the environment, do not allow pesticide to enter or run off into storm drains, drainage ditches, gutters or surface waters. Applying this product in calm weather when rain is not predicted for the next 24 hours will help to ensure that wind or rain does not blow or wash pesticide off the treatment area.
- This product is highly toxic to bees exposed to direct treatment or residues on blooming crops or weeds.
- Do not apply this product or allow it to drift to blooming crops or weeds if bees are visiting the treatment area.

PHYSICAL OR CHEMICAL HAZARDS

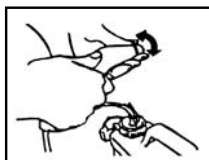
- Do not apply this product in or on electrical equipment due to possibility of shock hazard.

READ THE LABEL FIRST! DIRECTIONS FOR USE

It is a violation of Federal law to use this product in a manner inconsistent with its labeling.

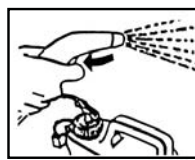
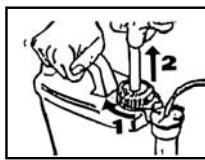
General Information: Hold container upright. Do not spray up into air. Apply to surfaces only as a spot and crack & crevice treatment. [Turn sprayer nozzle to "on" position.] Hold approximately 12 inches from surface to be sprayed. Squeeze trigger to spray until surface is slightly moist but not to the point of runoff. Over application may cause damage. Test in an inconspicuous area before applying.

Alternate Packaging Instructions:



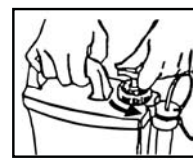
PREPARE SPRAYER

- Remove sprayer
- Point sprayer away from body and adjust nozzle
- Turn T-handle clockwise to unlock
- Grasp bottle handle firmly
- Pull up on T-handle



SPRAY

- Squeeze trigger to spray
- Pull up on T-handle, when spray stops

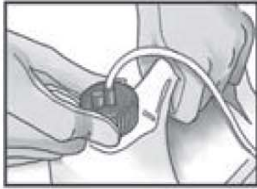


AFTER USE

- Turn T-handle counter-clockwise to lock for storage

[Alternate Packaging Instructions:]

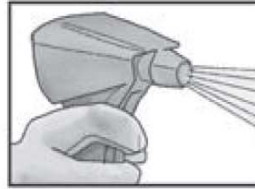
IMPORTANT! – READ BEFORE USE



How to Attach Sprayer to Bottle ■ Remove Power Sprayer and hose from side carrier. ■ Replace bottle cap with cap attached to Power Sprayer hose.



Prepare to Spray ■ Point Sprayer away from body. ■ Adjust nozzle to desired setting. Do not turn past "X" position. ■ Slide safety switch to ON position.



Spray ■ Squeeze trigger to dispense product. Sprayer may require several seconds to prime before spraying.

After Use

■ Slide safety switch to LOCK position. ■ Return Power Sprayer to side carrier for storage.



4 AA Batteries Included
For important battery information – see booklet.

[Alternate Packaging Instructions:]



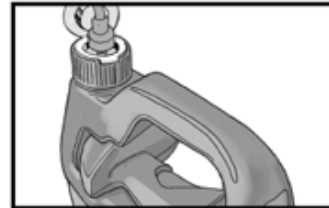
Attach Sprayer

- Remove sprayer from bottle and extend hose.
- Open flip-cap on bottle.
- Insert hose and plug into flip-cap opening until it snaps into place.



Spray

- Adjust nozzle to stream or spray position.
- Point sprayer downward and squeeze trigger repeatedly until liquid is released.



After Use

- Turn sprayer nozzle to X (off) position. Do not unplug hose.
- Return sprayer to bottle. Sprayer will snap into place.

[Alternate Packaging Instructions:]

How To Use Your Sprayer:

- 1. Remove ERGO-GRIP spray wand from pocket**
 - Remove wrap from coiled hose
 - Remove protective battery strip from sprayer handle



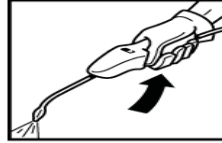
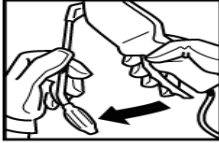
2. REMOVE STICKER & CAP COVER



3. CONNECT HOSE TO CAP

Insert plug at end of coiled hose into hole on cap and push firmly until secure.

Remove sticker and cap cover before inserting hose plug.



4 AA Batteries Included
For important battery information – see booklet.

4. OPEN SPRAY WAND

- Unfold spray wand until it snaps into place

- Point spray nozzle away from body.

- Adjust spray nozzle to desired setting.

5. TURN POWER ON

Slide OFF-ON switch to ON position.

6. SQUEEZE

- Squeeze trigger to dispense product. Sprayer may require several seconds to prime before product is released.

- Release trigger to stop spraying.

Storage

- Slide OFF-ON switch to OFF position.
- Do not unplug hose. Leave connected to cap.
- Turn spray nozzle to the off position.
- Fold spray wand down against sprayer handle.
- Return ERGO-GRIP spray wand to pocket for storage.

To Replace Batteries

- Open battery compartment [with a small screwdriver].
- Remove used batteries and replace with new batteries in correct position as indicated inside battery compartment.
- Securely close battery compartment door [and screw closed].

Proper use of Batteries

- Never mix old batteries with new.
- Do Not mix Alkaline with Standard (carbon zinc) or Rechargeable (nickel cadmium) batteries.
- When storing sprayer for long periods, remove batteries to prevent leakage.
- Dispose of used batteries according to manufacturer's instructions or in household trash.



Do not allow people or pets to contact treated surfaces until spray has dried.

Delta 0.02% Ready-to-Use keeps on killing **German Cockroaches** for up to 3 months [9 months on non-porous surfaces] after you spray; keeps on killing **Flies** for up to 4 (5) months [16 (20) weeks, 120 days] after you spray.

Delta 0.02% Ready-to-Use kills on contact. Contact kill gives you immediate results when spraying insects directly.

[Quick Facts] [Kills] [Where to Use] [table with list of selected pests and sites from label text]

Delta 0.02% Ready-to-Use is intended to be used in and around residences and their immediate surroundings such as (but not limited to): **apartments, atriums, attics, automobiles, basements, bathrooms, boats, cabins, campers, carports, cat sleeping quarters, clothes storage, condominiums, decks, dens, driveways, garages, gazebos, homes, kitchens, lanais, living rooms, parlors, patios, pet sleeping areas, play rooms, porches, recreational vehicles, rooms, solariums, storage areas, sun rooms, utility rooms, and verandas.** Do not use in commercial food handling establishments, restaurants or other places where food is commercially prepared or processed.

Application is prohibited directly into sewers, drains, or to any area like a gutter where drainage to sewers, storm drains, water bodies, or aquatic habitat can occur. Do not allow the product to enter any drain during or after application.

INDOORS:

COCKROACHES (INCLUDING ADULT AND IMMATURE STAGES OF BOTH NON-RESISTANT AND ORGANOPHOSPHATE AND CARBAMATE RESISTANT STRAINS), ANTS, BOXELDER BUGS, CENTIPEDES, CRICKETS, DERMESTIDS, FIREBRATS, FLEAS, PALMETTO BUGS, SILVERFISH, SOWBUGS, TICKS, BROWN MARMORATED STINK BUGS, AND WATERBUGS: Controls **German Cockroaches** for up to 3 months [on porous surfaces] [9 months on non-porous surfaces]. Apply as a spot and crack & crevice treatment to areas where these pests crawl and hide, especially in hidden areas around sinks and storage areas, behind baseboards, around doors and windows, behind and under refrigerators, cabinets, sinks and stoves, the underside of shelves, drawers, bookcases, and similar areas. For **Ticks**, spray surfaces until moist. Cover all food handling surfaces and cover or remove all food and cooking utensils or wash thoroughly after treatment. Exposed food should be covered or removed. Repeat as necessary but not more than once per week.

[**ROACHES:** Spray in cracks and crevices, around baseboards and other hiding places.]

ANTS: Spray ant trails and around doors and windows and other places where ants enter the house.

CARPENTER ANTS: For effective control, locate and treat nests and surrounding areas. Apply around doors and windows and other places where ants enter premises and where they crawl and hide. Spray into infested wood through existing openings.

TICKS (INCLUDING TICKS THAT MAY TRANSMIT LYME DISEASE) AND FLEAS ON SURFACES: Remove pet bedding and destroy or clean thoroughly. Spray pet resting quarters until moist. **Adult Fleas and Larvae** contacted by spray will be killed. Put fresh bedding down once spray has dried. Do not spray animals directly. For best results, pets should be treated with an appropriate flea and/or tick control product registered for use on pets before allowing them to return to the treated area. Spray rugs and carpets where infestations are bad. Delicate fabrics should be tested for staining in an inconspicuous area prior to use.

SPIDERS: Apply along and behind baseboards, to window and door frames, corners, pipes, storage localities, attics, crawl spaces and other areas over which these pests may crawl.

CENTIPEDES, GROUND BEETLES, PILLBUGS, SOWBUGS, SCORPIONS AND TICKS: Apply around doors and windows and other places where these pests may enter premises. For **Ticks**, spray surfaces until moist. Treat baseboards, storage areas, and other locations where these pests are found.

[**SILVERFISH, CRICKETS, AND SPIDERS:** Apply to areas infested by these pests.]

FLYING INSECTS: Houseflies, Gnats, Mosquitoes and Small Flying Moths: Spray localized resting areas, such as under eaves, porches, inside surfaces of window and door frames, surfaces around light fixtures and cords, railings, etc. and anywhere these insects may rest. Insects coming to rest on treated surfaces will be killed.

[**FLYING INSECTS:** Spray resting areas. Insects coming to rest on treated surfaces will be killed.]

HORSE STABLES: To Control **Stable Flies, Horn Flies, Houseflies, Face Flies, Horse Flies, Deer Flies, Mosquitoes, and Gnats.** Apply thoroughly to surfaces until wet. Insects coming to rest on treated surfaces will be killed or repelled. Repeat treatment as necessary, but not more than once per week. Do not spray animals or humans, or apply to animal feed or watering equipment. Controls **Stable Flies** for up to 4 months.

PANTRY PESTS: Grain Beetles (Rusty, Merchant and Saw-Toothed), Flour Beetles (Red and Confused), Chocolate Moths, Cigarette Beetles, Clover Mites, Cluster Flies, Drugstore Beetles, Elmleaf Beetles, Rice Weevils, Lesser Grain Borers, Spider Beetles, and Tobacco Moths: Treat exposed stages. Remove all food-stuffs, utensils and shelf paper from area to be treated. Discard used shelf paper and any infested foodstuffs. Apply

spray to shelves and in cracks and crevices behind and under cupboards and cabinets. Allow to dry prior to replacement of shelf paper, food and utensils. Wash any exposed food handling surfaces and utensils before use.

CARPET BEETLES (BLACK, FURNITURE AND VARIED): Spray on and under edges of floor coverings, under rugs and furniture, and in closets or other localities where these insects are found.

WEBBING CLOTHES MOTHS: Use this product as a crack and crevice treatment in closets and other storage areas where these pests are found. This is an adjunct treatment and will not control moth larvae already on clothes. Do not apply to clothing.

Bedbugs: Remove linens and wash before reuse. Lightly spray mattresses, especially tufts, folds and edges. Apply to the interior of the frame. Allow to dry before remaking bed.

Also, treat your yard with a product registered for yard application.

OUTDOORS:

Remove all exposed food and cooking utensils. Cover all food handling surfaces or wash thoroughly after treatment and before use. Do not use on edible crops.

For outdoor use only as an aid in controlling these insects.

Do not contaminate fish ponds or apply directly to water. Do not water the treated area to the point of run-off. Do not make applications during rain. All outdoor applications must be limited to spot or crack-and-crevice treatments only, except for the following permitting uses:

1. Treatments to soil or vegetation around structures;
2. Applications to lawns, turf, and other vegetation;
3. Applications to building foundations, up to a maximum height of 3 feet.

Other than applications to building foundations, all outdoor applications to impervious surfaces such as sidewalks, driveways, patios, porches and structural surfaces (such as windows, doors and eaves) are limited to spot and crack-and crevice applications, only.

Point sprayer away from face. Hold sprayer on a slight downward angle, approximately 12 inches from surface to be sprayed. Spray with wind if breeze is blowing.

PESTS ON OUTSIDE SURFACES OF BUILDINGS: For control of building infestation to **Ants, Clover Mites, Crickets, Brown Marmorated Stink Bugs, and Sowbugs (Pillbugs)**. Spray foundation of building where insects are active and may find entrance up to a height of 2 to 3 feet. Apply to outside surfaces of buildings where insects tend to congregate. Spray areas include (but are not limited to) screens, window frames, eaves, porches, patios, garages, and refuse dumps. Repeat treatment as necessary, but not more than once per week.

CRAWLING INSECTS: Ants, Cockroaches (Including Asian Cockroaches), Centipedes, Crickets, Mole Crickets, Waterbugs, and Silverfish. Hold can 12 to 18 inches from surface to be treated and spray in infested surface of patio or picnic area, hitting as many insects as possible. Spray to slightly moisten the surface. Also spray legs of tables and chairs.

ANTS: Spray freely around ant trails and hills. Spray around nests hidden under steps, brickwork, concrete, etc. Break apart accessible nests and spray freely on and around debris. Repeat as necessary but not more than once per week.

[**ANTS:** Spray ant trails and hills. If nest can be located, spray surface of nest until wet.]

Lone Star Ticks, Dog Ticks, Crickets and Fleas: Apply thoroughly to infestation in bushes, grass or weeds.

WASPS, HORNETS, YELLOW JACKETS AND BEES: Spray nests and other surfaces where bees may rest. Aim spray at nest openings. Applications should be made late in the evening when insects are at rest.

FLYING INSECTS: Houseflies, Gnats, Mosquitoes, and Small Flying Moths: Spray outside surfaces of window and door frames and other areas where these pests may enter the home. Also spray localized resting areas, such as under eaves, porches, surfaces around light fixtures and cords, railings, etc. where these insects may rest. Insects coming to rest on treated surfaces will be killed.

TERMITES, CARPENTER ANTS, AND CARPENTER BEES: (for localized control only) Apply Delta 0.02% Ready-to-Use to voids or channels in damaged wood of a structure, or to cracks, crevices and spaces in and between

wooden portions of a structure or between wood and the foundation, in locations vulnerable to attack such as crawl spaces.

FOR TERMITES: the purpose of such applications is to kill workers or winged forms which may be present in the treated areas at the time of application. Not recommended as sole protection against termites. For active infestations, get a professional inspection. Such applications are not a substitute for mechanical alteration, soil treatment or foundation treatment but are merely a supplement. For severe termite infestation, contact a professional pest control operator in your area.

HOUSE PLANTS: To control **Aphids, Japanese Beetles, Lace Bugs, Leafminers, Mealy Bugs, Mites and Spider Mites** on house plants. Prior to spraying, remove plants from living and eating areas. Put in an area not likely to come in contact with pets, children or food. Plants can be returned to original location when leaves dry. If plants cannot be moved, cover or remove exposed food and food handling surfaces. Avoid spraying surrounding areas.

Apply spray to upper and lower surfaces of foliage. Avoid wetting blossoms if possible. Repeat applications as necessary, but not more than once per week.


FOR CONTROL OF ORNAMENTAL GARDEN INSECTS: For use on roses, dahlias, asters and other ornamentals to kill **Japanese Beetles** hit by spray, as well as **Whiteflies, Aphids, Armyworms, Lace Bugs, Mealy Bugs, Exposed Thrips, Pavement Ants, Spiders, Spider and Red Mites, Clover Mites, and Leafminers.**

Not for use on plants grown for sale or other commercial use.

May be used on plants, as well as a multi-purpose spray in small ornamental gardens and for spot treatments to prevent insects from spreading into large garden areas.

May also be used on other plants such as African violets, asters, azaleas, begonias, camellias, carnations, chrysanthemums, delphiniums, dogwood, English ivy, euonymus, fuchsia, geraniums, crassula, grape vine, Kentia palm, laurel, marigolds, rhododendrons, rubber plants, snapdragons, stocks, wandering Jew, and zinnias.

When spraying plants, do not operate closer than 18 inches. Use sweeping motion. Be cautious about wetting tender foliage, young plants and new growth. Do not spray plants when temperatures exceed 90°F. DO NOT apply to vegetable plants or other plants used for food. Spray insects directly whenever possible.

PESTICIDE STORAGE AND DISPOSAL	
Pesticide Storage Conditions	Store in a cool, dry area away from [inaccessible to] children. [Do not transport or store below 32°F (0°C).] [Protect from freezing.] [Store above 32°F.] If freezing occurs, allow product to thaw and shake well before using [use]. [Some product separation may occur on freezing which is reversible on shaking.] Freezing does not adversely affect [this product] [performance].
Pesticide Disposal Container Handling 	If empty: <ul style="list-style-type: none"> • Non-refillable container. Do not reuse or refill this container. • Place in trash or offer for recycling if available. If partly filled: <ul style="list-style-type: none"> • Call your local solid waste agency or 1-877-229-3724 for disposal instructions. • Never place unused product down any indoor or outdoor drain.

NOTICE: Research and testing have determined that the “Directions for Use” are appropriate for the proper use of this product under expected conditions. To the extent consistent with applicable law, the Buyer assumes responsibility for lack of performance or safety if not used according to the directions.

[Money Back Guarantee: If you are not satisfied with this product, we will gladly refund your original purchase price.]

NET CONTENTS:

PRODUCED FOR



Distributed by: Bayer Advanced
 A **Business Unit Division** of Bayer CropScience LP
 P.O. Box 12014
 2 T.W. Alexander Drive
 Research Triangle Park, NC 27709

Delta 0.02% Ready-to-Use (PENDING) 06/17/2015, 06/19/2015, 06/24/2015

Alternate front panel bullets:

- **Easy-To-Use**
- **No Drips - No Runs**
- **Stays Where You Put It**
- **Does Not Stain Surfaces**
- **Does Not Stain Fabrics**
- **Contains Deltamethrin – The Third Generation Pyrethroid**
- **Contains UltraTec**
- **No Shaking Required**
- **No Shake Formula**
- **No Drip Formula**
- **Kills Home Invading Pests As Listed On The Label**
- **Kills Pantry Pests**
- **Kills Plant Pests**

[Indicates alternate text]