

72155-93

8/12/2009

1 of 13

**U.S. ENVIRONMENTAL PROTECTION AGENCY**

Office of Pesticide Programs  
Registration Division (7505P)  
1200 Pennsylvania Ave., N.W.  
Washington, D.C. 20460

EPA Reg. Number:

**72155-93**

Date of Issuance:

**AUG 12 2009****NOTICE OF PESTICIDE:**

☒ Registration  
☐ Reregistration  
(under FIFRA, as amended)

Term of Issuance:

Conditional

Name of Pesticide Product:

**BTF Concentrate**

Name and Address of Registrant (include ZIP Code):

**Attn: Mr. Charles W. Boyd, Registration Manager**  
**Bayer Advanced**  
**2 T.W. Alexander Drive**  
**Research Triangle Park, NC 27709**

**Note: Changes in labeling differing in substance from that accepted in connection with this registration must be submitted to and accepted by the Registration Division prior to use of the label in commerce. In any correspondence on this product always refer to the above EPA registration number.**

On the basis of information furnished by the registrant, the above named pesticide is hereby registered under the Federal Insecticide, Fungicide and Rodenticide Act. Registration is in no way to be construed as an endorsement or recommendation of this product by the Agency. In order to protect health and the environment, the Administrator, on his motion, may at any time suspend or cancel the registration of a pesticide in accordance with the Act. The acceptance of any name in connection with the registration of a product under this Act is not to be construed as giving the registrant a right to exclusive use of the name or to its use if it has been covered by others.

This product is conditionally registered in accordance with FIFRA section 3(c)(7)(A) provided that you:

1. Submit and/or cite all data required for registration of your product under FIFRA sec 3(c)(5) when the Agency requires all registrants of similar products to submit such data; and submit acceptable responses required for reregistration of your product under FIFRA section 4.

Page 1 of 4

Signature of Approving Official:

Shaja B. Joyner, Product Manager (20)  
Fungicide Branch, Registration Division (7505P)

Date:

**AUG 12 2009**

2. You must submit the following conditional data before the due date of 11/1/2010:

- a. Storage Stability (830.6317) and Corrosion Characteristics (830.6320) studies.

3. Make the following changes to the label:

- a. Change the product registration number to "EPA Reg. No. 72155-93"
- b. On pages 1, 2, and 6 the label must state "Intended for Homeowner Use Only."
- c. On pages 1, 2, and 6 please make the following deletions and/or revisions to the bulleted marketing claims:

1. Delete "Rainproof Protection" as it implies protection from being rainproof, and that the product is not rainproof.
2. Delete protects 24/7 as this is a marketing claim.
3. Delete "Internal protection – will not wash off." The statement is repetitive.
4. Delete "Long last formula protection." This statement is also repetitive via the "Provides up to 30 days systemic protection."
5. For the "3 way action," include curative which is the 3<sup>rd</sup> action point.

- d. On pages 1 and 2, change the first bulleted line to read "One quart treats 5,000 square feet."
- e. On pages 1 and 2, change "Net Contents:" to "Net Contents: 32 fl. oz."
- f. If you wish you may delete the signal word **CAUTION** from pages 1, 2, and 6. In accordance to the Acute Toxicity review, it is not required.
- g. On page 3, in the section **COVERAGE**, change the second bulleted line to read "32 fl. oz. size treats 5,000 sq. ft."
- h. On page 3, in the section **DIRECTIONS FOR USE – HOW MUCH TO USE:**
  1. Change the second bulleted line to read "Apply the entire 32 fl. oz. bottle to 5,000 sq. ft. It should take about 5 to 6 minutes to empty the container over the treatment area."

2. Change the fourth bulleted line to read "...apply entire 32 fl. oz. bottle to 2,500 sq. ft."
- i. On page 4, in the section **FOR BEST RESULTS** in the second bulleted line change the second sentence from "Do not apply more than 16 times per year." to "Do not apply more than 16 times per year at a rate of 32 fl. oz. per 5,000 square feet or 8 times per year at a rate of 32 fl. oz. per 2,500 square feet."
- j. On pages 5 and 8, please update the Storage and Disposal statement in accordance to PRN 2007-4. For further guidance, visit <http://www.epa.gov/oppfead1/labeling/lrm/chap-13.htm>
- k. If you wish you may delete the text "**HAZARDS TO HUMANS AND DOMESTIC ANIMALS CAUTION**" from pages 5 and 9. In accordance to the Acute Toxicity review, it is not required.
- l. On page 6, change the first bulleted line to read "40 fl. oz container treats 6,250 sq. ft."
- m. On page 6, change "Net Contents:" to "Net Contents: 40 fl. oz."
- n. On page 7, in the table section **COVERAGE** change "Treats up to 5,000 sq. ft. (32 ounce size)" to "40 fl. oz. size treats 6,250 square feet."
- o. On page 7, in the section **DIRECTIONS FOR USE – HOW MUCH TO USE:**
  1. Change the third bulleted line to read "Apply entire 40 fl. oz. bottle to 6,250 sq. ft. It should take about 6 to 7 minutes to empty the container over the treatment area."
  2. Change the fourth bulleted line to read "...apply entire 40 fl. oz. bottle to 3,125 sq. ft."
- p. On page 8, in the section **FOR BEST RESULTS** in the second bulleted line change the second sentence from "Do not apply more than 16 times per year." to "Do not apply more than 16 times per year at a rate of 40 fl. oz. per 6,250 square feet or 8 times per year at a rate of 40 fl. oz. per 3,125 square feet."
4. Submit one copy of the revised final printed label for the record before the product is released for shipment.

4 of 13

Notice of Pesticide Registration  
BTF Concentrate  
EPA Reg. No. 72155-93  
Page 4 of 4

If these conditions are not complied with, the registration will be subject to cancellation in accordance with FIFRA section 6(e). Your release for shipment of the product constitutes acceptance of these conditions.

A copy of the label stamped "Accepted with Comments" is enclosed for your records.

Enclosures:

Label stamped "Accepted with Comments"  
Product Chemistry Review DP361919 dated 7/7/09  
Acute Toxicity Review DP361922 dated 7/28/09  
Data Evaluation Record Propiconazole 2.42% Concentrate dated 7/20/09

**(Ready-to-Spray label)  
(FRONT PANEL)**

# BTF Concentrate

**This label contains two separate label statements for, Outdoor Residential Pump Sprayer/Hose-end Sprayer Concentrate product use and Outdoor Residential Ready-To-Spray product use.**

- One quart treats up to 5,000 sq. ft.
- Cures, stops and prevents common lawn diseases
- Controls all major fungal lawn diseases, including brown patch, dollar spot, powdery mildew and rusts
- Systemic fungicide works through the leaves and stems to protect and cure
- Provides up to 30 days systemic protection
- Rainproof Protection - won't wash off once it is dry
- Leaves no white residue
- Can be used on all types of lawns
- Protects 24/7
- Once absorbed, continues to protect without wash off for 30 days
- Absorbed by leaves and spread throughout the plant
- Can be used on all types of lawns
- Starts protecting immediately
- Stops Disease(s) in its (their) tracks
- Stops Disease Before it Starts
- Stops Disease plus prevents reinfection/reoccurrence
- Protects continuously for up to 30 days
- Just hook (attach) (connect) to hose and spray
- Kills the disease, not the lawn
- Controls the disease, protects the lawn
- All weather formula
- Internal Protection - will not wash off
- Long lasting formula [protection]
- Proven protection for lawns
- Triple protection formula
- Starts working immediately
- The ultimate disease protection
- Use anytime (conditions favor disease)
- 3 way action - kills, protects and keeps protecting for 30 days residual
- Exclusive formula - 3 way control

**ACTIVE INGREDIENT:**

Propiconazole ..... 2.42%

**OTHER INGREDIENTS** ..... 97.58%

**Net Contents:**

**KEEP OUT OF REACH OF CHILDREN  
CAUTION**

See Back Panel Booklet for Additional Ingredients and Precautionary Statements

**ACCEPTED  
with COMMENTS  
In EPA Letter Dated**

**AUG 11 2009**

**Under the Federal Insecticide,  
Fungicide, and Rodenticide Act  
as amended, for the pesticide  
registered under EPA Reg. No.**

72155-93

(Ready-to-Spray label)  
(FRONT PANEL)

# BTF Concentrate

## (ABN) Bayer Advanced Fungus Control for Lawns

### Ready-to-Spray


- One quart treats up to 5,000 sq. ft.
- Cures, stops and prevents common lawn diseases
- Controls all major fungal lawn diseases, including brown patch, dollar spot, powdery mildew and rusts
- Systemic fungicide works through the leaves and stems to protect and cure
- Provides up to 30 days systemic protection
- Rainproof Protection - won't wash off once it is dry
- Leaves no white residue
- Once absorbed, continues to protect without wash off for 30 days
- Absorbed by leaves and spread throughout the plant
- Can be used on all types of lawns
- Protects 24/7
- Can be used on all types of lawns
- Starts protecting immediately
- Stops Disease(s) in its (their) tracks
- Stops Disease Before it Starts
- Stops Disease plus prevents reinfection/reoccurrence
- Protects continuously for up to 30 days
- Just hook (attach) (connect) to hose and spray
- Kills the disease, not the lawn
- Controls the disease, protects the lawn
- All weather formula
- Internal Protection - will not wash off
- Long lasting formula [protection]
- Proven protection for lawns
- Triple protection formula
- Starts working immediately
- The ultimate disease protection
- Use anytime (conditions favor disease)
- 3 way action - kills, protects and keeps protecting for 30 days residual
- Exclusive formula - 3 way control

<b>ACTIVE INGREDIENT:</b>	
Propiconazole.....	2.42%
<b>OTHER INGREDIENTS .....</b>	<b>97.58%</b>

Net Contents:

**KEEP OUT OF REACH OF CHILDREN**  
**CAUTION**

See Back Panel Booklet for Additional Ingredients and Precautionary Statements



**(BACK PANEL)**

This product cures, stops and prevents plant diseases. This systemic formula provides rainproof protection against most common lawn diseases such as brown patch, dollar spot, powdery mildew, rust, red thread and more. Now it is easier than ever to prevent diseases and have a beautiful lawn.

**Read the label first!**

<b>QUICK FACTS</b>	
<ul style="list-style-type: none"> <li>• Cures and Prevents Common Lawn Diseases</li> <li>• Provides up to 30 days protection</li> <li>• Ready-to-Spray ... No Mixing, No Measuring</li> </ul>	
<b>CONTROLS</b>	<ul style="list-style-type: none"> <li>• Brown Patch, Dollar Spot, Summer Patch, Red Thread, Rust and other listed diseases</li> </ul>
<b>COVERAGE</b>	<ul style="list-style-type: none"> <li>• No measuring or mixing needed. Dilutes automatically as you spray.</li> <li>• Treats up to 5,000 sq. ft. (32 ounce size)</li> </ul>
<b>WHERE TO USE</b>	<ul style="list-style-type: none"> <li>• Lawns</li> </ul>
<b>WHEN TO USE</b>	<ul style="list-style-type: none"> <li>• To treat an existing disease</li> <li>• To prevent and protect against future diseases</li> </ul>
For questions or comments, call toll-free 1-877-BayerAG 1-877-229-3724	

**FOR OUTDOOR RESIDENTIAL USE ONLY****ACTIVE INGREDIENT:**

Propiconazole.....2.42%

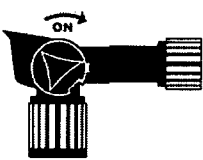
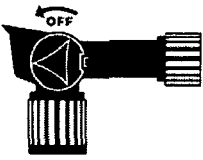
**OTHER INGREDIENTS** .....97.58%

**TOTAL** .....100.00%

EPA Reg. No. 72155-XX

EPA Est. No. \_-AA-\_

<b>DIRECTIONS FOR USE</b>	
It is a violation of Federal Law to use this product in a manner inconsistent with its labeling. For best results, read and follow all label directions.	
<b>BEFORE YOU USE</b> Read and follow directions when using.	<ul style="list-style-type: none"> <li>• Do not apply near lakes, streams, rivers or ponds.</li> <li>• Do not apply to fruits or vegetables grown for food.</li> </ul>
<b>HOW TO USE</b> Shake Well Before Use	<ul style="list-style-type: none"> <li>• This product is ready to spray. Just attach this bottle to your hose according to directions. Water automatically mixes with the concentrate as you spray.</li> </ul>
<b>CURES &amp; PREVENTS</b>	<ul style="list-style-type: none"> <li>• Lawn diseases including Anthracnose, Bermuda grass decline, Brown Patch, Copper Spot, Dollar Spot, Fusarium Blight, Gray Leafspot, Large Patch of Zoysia, Powdery Mildew, Red thread, Rhizoctonia blight, Rust, Smut, Southern blight, Summer patch, and Zoysia Patch.</li> </ul>
<b>HOW MUCH TO USE</b>	<ul style="list-style-type: none"> <li>• First determine the area to be treated.</li> <li>• Entire bottle will treat 5,000 sq. ft. and should take about 5 to 6 minutes to empty the container over the treatment area.</li> <li>• For Bermuda grass decline, Fusarium Blight, Large Zoysia Patch, Summer patch, and Zoysia Patch, entire bottle should be used to cover 2,500 sq. ft.</li> </ul>
<b>HOW THIS PRODUCT WORKS</b>	This product provides 3-way action: it kills existing fungi, forms a protective barrier on the outside of the plant and is absorbed into the plant to keep on protecting regardless of weather conditions.
Continued on next page	

<p><b>HOW TO ATTACH &amp; SPRAY</b></p>	<p><b>[Directions for Hayes Sprayer]</b></p> <ol style="list-style-type: none"> <li>1. Connect your garden hose to the bottle. Be sure the blue water control valve on top of the spray nozzle is in the OFF position.</li> <li>2. Turn on water at faucet. Twist the small star-shaped, blue product-control button to align the flat portion with the lock tab. Push the button in to open.</li> <li>3. To begin spraying, point nozzle toward the area to be treated and turn the blue water control valve to the ON position. Tab will be horizontal.</li> <li>4. To stop spraying, turn the blue water control valve on top of the spray nozzle to OFF. To close, push in the small round button opposite the star-shaped product-control button. Turn off faucet.</li> <li>5. Relieve water pressure by turning blue water control valve to the ON position until water slows to a drip. Turn blue water control valve back to OFF. Disconnect garden hose from bottle.</li> <li>6. The unused portion can be saved and used at a later date.</li> </ol> <p><b>[Directions for Green Garden K-1 Sprayer and Calmar Infinity Sprayer]</b></p> <p><b>Connect</b></p> <ol style="list-style-type: none"> <li>1. Shake well before use</li> <li>2. Connect sprayer to garden hose</li> <li>3. Be sure that sprayer valve is in off position</li> <li>4. Turn on water at faucet</li> </ol> <p><b>Spray</b></p> <ol style="list-style-type: none"> <li>1. Extend hose to furthest area to be treated, point sprayer nozzle in direction to be sprayed.</li> <li>2. To begin spraying, press lock tab while using other hand to turn sprayer valve to on position.</li> <li>3. Walk at a steady pace while spraying, using an even sweeping motion, and slightly overlap the treated areas. Work back toward the faucet to avoid walking over wet, treated grass.</li> </ol> <p><b>Finish</b></p> <ol style="list-style-type: none"> <li>1. To stop spraying, turn sprayer valve to off position.</li> <li>2. Turn off water at faucet.</li> <li>3. Relieve water pressure in hose by turning sprayer valve to water position until water slows to a drip, then turn valve to off position.</li> <li>4. Disconnect sprayer from hose.</li> </ol> <p><b>Tips for Applying</b></p> <ol style="list-style-type: none"> <li>1. Extend hose to the farthest area to be treated and work back toward the faucet to avoid walking into wet, treated area.</li> <li>2. Walk at a steady pace while spraying, using an even sweeping motion, slightly overlapping the treated areas.</li> </ol>
<p><b>HOW TO ATTACH AND SPRAY</b></p>  	<p><b>[Directions for Hayes HP-2 Sprayer]</b></p> <ol style="list-style-type: none"> <li>1. Connect your garden hose to the bottle. Be sure the blue water control valve on top of the spray nozzle is in the OFF position.</li> <li>2. To begin spraying, turn on water at faucet. Point nozzle towards the area to be treated and Press lock tab while using other hand to turn sprayer valve to on position.</li> <li>3. To stop spraying, turn the water control valve on top of the spray nozzle to OFF. Turn off faucet.</li> <li>4. Relieve water pressure by turning water control valve to the ON position until water slows to a drip. Turn water control valve back to OFF. Disconnect garden hose from bottle.</li> <li>5. The unused portion can be saved and used at a later date.</li> </ol> <p><b>Tips for Applying</b></p> <ol style="list-style-type: none"> <li>1. Extend hose to the farthest plants to be treated and work back toward the faucet to avoid contacting wet, treated plants.</li> <li>2. Use an even sweeping motion, ensuring thorough coverage of both the top and bottom leaf surfaces.</li> </ol>
<p><b>FOR BEST RESULTS</b></p>	<ul style="list-style-type: none"> <li>• This product is highly effective when used to prevent disease or when applied at first sign of disease. To prevent damage, start treating when conditions are favorable for disease development in your area, and treat every 30 days.</li> <li>• To control existing disease, reapply every 14 days until lawn shows signs of recovery. Do not apply more than 16 times per year.</li> <li>• Do not treat lawn during periods of stress from heat or drought.</li> <li>• Do not apply when temperatures are greater than 85°F, as injury to lawn may occur.</li> <li>• Rain or watering after spray has dried will not wash away effectiveness.</li> <li>• For more information on what you can do to control plant diseases, or to find out when disease is common in your area, contact your local County Extension Service (usually found in the White Pages of the phone book under the name of your county.)</li> </ul>



**IMPORTANT: Directions for Storage and Disposal**

Storage Conditions:	Store in original container in a cool, dry place, out of the reach of children, preferably a locked storage cabinet. Protect from freezing.
Disposal:	<p><b>If Empty:</b></p> <ul style="list-style-type: none"> <li>Do not reuse empty container.</li> <li>Place in trash.</li> </ul> <p><b>If Partly Filled:</b></p> <ul style="list-style-type: none"> <li>If it is necessary to dispose of unused product, please call your local solid waste agency or you may call toll-free 1-877-229-3724 for disposal instructions.</li> <li>Never place unused product down any indoor or outdoor drain.</li> </ul>

**PRECAUTIONARY STATEMENTS**  
**HAZARDS TO HUMANS AND DOMESTIC ANIMALS**  
**CAUTION**

## ENVIRONMENTAL HAZARDS

- This product is toxic to fish and shrimp.
- Drift or runoff may harm fish or shrimp.
- To protect the environment, do not allow pesticide to enter or run off into storm drains, drainage ditches, gutters or surface waters. Applying this product in calm weather when rain is not predicted for the next 24 hours will help to ensure that wind or rain does not blow or wash pesticide off the treatment area.

**NOTICE:** Research and testing have determined that the "Directions For Use" are appropriate for the proper use of this product under expected conditions. The Buyer assumes responsibility for lack of performance or safety if not used according to the directions.

**Money Back Guarantee:** If you are not satisfied with this product, we will gladly refund your original purchase price.

(Pump Sprayer/Hose-end Sprayer label)  
(FRONT PANEL)

# BTF Concentrate

## (ABN) Bayer Advanced Fungus Control for Lawns Concentrate

- One quart treats up to 5,000 sq. ft.
- Cures, stops and prevents common lawn diseases
- Controls all major fungal lawn diseases, including brown patch, dollar spot, powdery mildew and rusts
- Systemic fungicide works through the leaves and stems to protect and cure
- Provides up to 30 days systemic protection
- Rainproof Protection - won't wash off once it is dry
- Leaves no white residue
- Once absorbed, continues to protect without wash off for 30 days
- Absorbed by leaves and spread throughout the plant
- Can be used on all types of lawns
- Protects 24/7
- Can be used on all types of lawns
- Starts protecting immediately
- Stops Disease(s) in its (their) tracks
- Stops Disease Before it Starts
- Stops Disease plus prevents reinfection/reoccurrence
- Protects continuously for up to 30 days
- Just hook to hose and spray
- Kills the disease, not the lawn
- Controls the disease, protects the lawn
- All weather formula
- Internal Protection - will not wash off
- Long lasting formula [protection]
- Proven protection for lawns
- Triple protection formula
- Starts working immediately
- The ultimate disease protection
- Use anytime (conditions favor disease)
- 3 way action - kills, protects and keeps protecting for 30 days residual
- Exclusive formula - 3 way control
- 25% More vs. 32 oz. size (40 oz. size)

**ACTIVE INGREDIENT:**

Propiconazole ..... 2.42%

**OTHER INGREDIENTS**

..... 97.58%

**Net Contents:**

**KEEP OUT OF REACH OF CHILDREN**  
**CAUTION**

See Back Panel Booklet for Additional Ingredients and Precautionary Statements

110913

(BACK PANEL)

This product cures, stops and prevents plant diseases. This systemic formula provides rainproof protection against most common lawn diseases such as brown patch, dollar spot, powdery mildew, rust, red thread and more. Now it is easier than ever to prevent diseases and have a beautiful lawn.

**Read the label first!**

<b>QUICK FACTS</b>	
<ul style="list-style-type: none"> <li>• Cures and Prevents Common Lawn Diseases</li> <li>• Provides up to 30 days protection</li> <li>• Easy, accurate measuring &amp; mixing concentrate</li> <li>• Apply with most common garden sprayers</li> </ul>	
<b>CONTROLS</b>	• Brown Patch, Dollar Spot, Summer Patch, Red Thread, Rust and other listed diseases
<b>COVERAGE</b>	<ul style="list-style-type: none"> <li>• Makes up to 10 gallons on spray solution.</li> <li>• Treats up to 5,000 sq. ft. (32 ounce size)</li> </ul>
<b>WHERE TO USE</b>	• Lawns
<b>WHEN TO USE</b>	<ul style="list-style-type: none"> <li>• To treat an existing disease</li> <li>• To prevent and protect against future diseases</li> </ul>
For questions or comments, call toll-free 1-877-BayerAG 1-877-229-3724	

**FOR OUTDOOR RESIDENTIAL USE ONLY**

**ACTIVE INGREDIENT:**

Propiconazole.....2.42%

**OTHER INGREDIENTS** .....97.58%


**TOTAL** .....100.00%


EPA Reg. No. 72155-XX

EPA Est. No. -AA-

<b>DIRECTIONS FOR USE</b>	
It is a violation of Federal Law to use this product in a manner inconsistent with its labeling. For best results, read and follow all label directions.	
<b>BEFORE YOU USE</b> Read and follow directions when using.	<ul style="list-style-type: none"> <li>• Do not apply near lakes, streams, rivers or ponds.</li> <li>• Do not apply to fruits or vegetables grown for food.</li> </ul>
<b>HOW TO USE</b> Shake Well Before Use	• This product is ready to spray. Just attach this bottle to your hose according to directions. Water automatically mixes with the concentrate as you spray.
<b>CURES &amp; PREVENTS</b>	• Lawn diseases including Anthracnose, Bermuda grass decline, Brown Patch, Copper Spot, Dollar Spot, Fusarium Blight, Gray Leafspot, Large Patch of Zoysia, Powdery Mildew, Red thread, Rhizoctonia blight, Rust, Smut, Southern blight, Summer patch, and Zoysia Patch.
<b>HOW MUCH TO USE</b>	<ul style="list-style-type: none"> <li>• First determine the area to be treated.</li> <li>• Mix 3.2 fl. oz. in 1 gallon of water to treat 500 sq. ft.</li> <li>• Entire bottle will treat up to 5,000 sq. ft.</li> <li>• For Bermuda grass decline, Fusarium Blight, Large Zoysia Patch, Summer patch, and Zoysia Patch, entire bottle should be used to cover 2,500 sq. ft.</li> </ul>
<b>HOW THIS PRODUCT WORKS</b>	This product provides 3-way action: it kills existing fungi, forms a protective barrier on the outside of the plant and is absorbed into the plant to keep on protecting regardless of weather conditions.

Directions For Use (continued)	
<b>SPRAYER TYPES</b>	<b>Pump Style Sprayers</b>
	<ol style="list-style-type: none"> <li>1. Add the appropriate amounts of concentrate and water to the sprayer tank.</li> <li>2. Close sprayer, shake well and pressurize.</li> <li>3. Adjust nozzle to a coarse spray pattern and apply.</li> <li>4. Occasionally re-pressurize the sprayer if needed to maintain a good spray pattern.</li> </ol>
	<b>Dial Style Hose-End Sprayers</b>
	<ol style="list-style-type: none"> <li>1. Fill sprayer jar with enough concentrate to cover plants to be treated. Close sprayer and set dial.</li> </ol> <p>TIP: The numbers on Dial-Style Hose-End Sprayers are ounces of concentrate per gallon of spray.</p> <ol style="list-style-type: none"> <li>2. Attach sprayer to hose and apply.</li> </ol>
<b>FOR BEST RESULTS</b>	<b>Concentrate Plus Water Hose-End Sprayer</b>
	<ol style="list-style-type: none"> <li>1. Pour concentrate into sprayer jar to the required fluid ounce level.</li> <li>2. Add the appropriate amount of water to the gallons level.</li> <li>3. Replace sprayer top and shake well.</li> <li>4. Attach sprayer to hose and apply.</li> </ol>
	<ul style="list-style-type: none"> <li>• This product is highly effective when used to prevent disease or when applied at first sign of disease. To prevent damage, start treating when conditions are favorable for disease development in your area, and treat every 30 days.</li> <li>• To control existing disease, reapply every 14 days until lawn shows signs of recovery. Do not apply more than 16 times per year.</li> <li>• Do not treat lawn during periods of stress from heat or drought.</li> <li>• Do not apply when temperatures are greater than 85°F, as injury to lawn may occur.</li> <li>• Rain or watering after spray has dried will not wash away effectiveness.</li> <li>• For more information on what you can do to control plant diseases, or to find out when disease is common in your area, contact your local County Extension Service (usually found in the White Pages of the phone book under the name of your county.)</li> </ul>

	Do not allow children and pets to enter the treated area until it has dried.
---	--

IMPORTANT: Directions for Storage and Disposal	
<b>Storage Conditions:</b>	Store in original container in a cool, dry place, out of the reach of children, preferably a locked storage cabinet. Protect from freezing.
<b>Disposal:</b>	<p></p> <p><b>If Empty:</b></p> <ul style="list-style-type: none"> <li>• Do not reuse empty container.</li> <li>• Place in trash.</li> </ul> <p><b>If Partly Filled:</b></p> <ul style="list-style-type: none"> <li>• If it is necessary to dispose of unused product, please call your local solid waste agency or you may call toll-free 1-877-229-3724 for disposal instructions.</li> <li>• Never place unused product down any indoor or outdoor drain.</li> </ul>

## ENVIRONMENTAL HAZARDS

## HAZARDS TO HUMANS AND DOMESTIC ANIMALS

## CAUTION

## ENVIRONMENTAL HAZARDS

- This product is toxic to fish and shrimp.
- Drift or runoff may harm fish or shrimp.
- To protect the environment, do not allow pesticide to enter or run off into storm drains, drainage ditches, gutters or surface waters. Applying this product in calm weather when rain is not predicted for the next 24 hours will help to ensure that wind or rain does not blow or wash pesticide off the treatment area. Rinsing application equipment over the treated area will help avoid run off to water bodies or drainage systems.

**NOTICE:** Research and testing have determined that the "Directions For Use" are appropriate for the proper use of this product under expected conditions. The Buyer assumes responsibility for lack of performance or safety if not used according to the directions.

**Money Back Guarantee:** If you are not satisfied with this product, we will gladly refund your original purchase price.



**A Business Unit of Bayer CropScience LP**  
**P.O. Box 12014, 2 T.W. Alexander Drive**  
**Research Triangle Park, North Carolina 27709**

BTF Concentrate (PENDING) Submitted 01/30/09, Resubmitted 07/30/09