

72155-87

8/25/2009

1 of 17



UNITED STATES ENVIRONMENTAL PROTECTION AGENCY
WASHINGTON, D.C. 20460

OFFICE OF
PREVENTION, PESTICIDES AND
TOXIC SUBSTANCES

Mr. Gregory C. Mattern
Product Registration
Bayer Environmental Science
2T Alexander Drive
Research Triangle Park, NC 27709

AUG 25 2009

SUBJECT: Application for Pesticide Notification (PRN 98-10)
Request General Label Change (Marketing Claims) and Directions for Use
EPA Reg. No. 72155-87
Application Dated July 7, 2009

Dear Registrant:

The Agency is in receipt of your Application for Pesticide Notification under Pesticide Registration Notice (PRN) 98-10 dated 07/07/09 for the above product(s). The Registration Division (RD) has conducted a review of this request for its applicability under PRN 98-10 and finds that the action(s) requested fall within the scope of PRN 98-10. The label submitted with the application has been stamped "Notification" and will be placed in our records.

If you have any questions, please call me directly at 703-305-6249 or Owen F. Beeder of my staff at 703-308-8899.

Sincerely,

A handwritten signature in black ink, appearing to read "Linda Arrington".

Linda Arrington
Notifications & Minor Formulations Team Leader
Registration Division (7505P)
Office of Pesticide Programs

20917



United States
Environmental Protection Agency
Washington, DC 20460

Registration
 Amendment
 Other

OPP Identifier Number

Application for Pesticide - Section I

| | | |
|--|---|---|
| 1. Company/Product Number 72155-87 | 2. EPA Product Manager Joanne Miller / Eugene Wilson | 3. Proposed Classification <input type="checkbox"/> None <input type="checkbox"/> Restricted |
| 4. Company/Product (Name) Lawn 3iP Herbicide Concentrate | PM# 23 | |
| 5. Name and Address of Applicant (Include ZIP Code) Bayer Advanced P.O. Box 12014, 2 T.W. Alexander Drive Research Triangle Park, NC 27709 <input type="checkbox"/> Check if this is a new address | 6. Expedited Review. In accordance with FIFRA Section 3(c)(3) (b)(i), my product is similar or identical in composition and labeling to: EPA Reg. No. NOTIFICATION Product Name AUG 25 2009 | |

Section - II

| | |
|--|--|
| <input type="checkbox"/> Amendment - Explain below. | <input type="checkbox"/> Final printed labels in response to Agency letter dated _____ |
| <input type="checkbox"/> Resubmission in response to Agency letter dated _____ | <input type="checkbox"/> "Me Too" Application. |
| <input checked="" type="checkbox"/> Notification - Explain below. | <input type="checkbox"/> Other - Explain below. |

Explanation: Use additional page(s) if necessary. (For section I and Section II.)
Notification of minor label modifications/corrections. See attached Section II Explanation.

Section - III

| | | | | | |
|---|---|--|--------------------------------------|---|----------------------------------|
| 1. Material This Product Will Be Packaged In: | | | | 2. Type of Container | |
| Child-Resistant Packaging <input type="checkbox"/> Yes <input type="checkbox"/> No | Unit Packaging <input type="checkbox"/> Yes <input type="checkbox"/> No | Water Soluble Packaging <input type="checkbox"/> Yes <input type="checkbox"/> No | | <input type="checkbox"/> Metal | <input type="checkbox"/> Plastic |
| | | | | <input type="checkbox"/> Glass | <input type="checkbox"/> Paper |
| * Certification must be submitted | If "Yes" Unit Packaging wgt. | No. per container | If "Yes" Package wgt | No. per container | Other (Specify) _____ |
| 3. Location of Net Contents Information <input type="checkbox"/> Label <input type="checkbox"/> Container | | 4. Size(s) Retail Container | | 5. Location of Label Directions <input type="checkbox"/> | |
| 6. Manner in Which Label is Affixed to Product <input type="checkbox"/> Lithograph <input type="checkbox"/> Paper glued <input type="checkbox"/> Stenciled | | | <input type="checkbox"/> Other _____ | | |

Section - IV

| | | |
|--|-------------------------------------|---|
| 1. Contact Point (Complete items directly below for identification of individual to be contacted, if necessary, to process this application.) | | |
| Name Gregory C. Mattern | Title Regulatory Product Manager | Telephone No. (Include Area Code) (919) 549-2636 |
| Certification I certify that the statements I have made on this form and all attachments thereto are true, accurate and complete. I acknowledge that any knowingly false or misleading statement may be punishable by fine or imprisonment or both under applicable law. | | 6. Date Application Received (Stamped) |
| 2. Signature <i>Gregory C. Mattern</i> | | |
| 3. Title Regulatory Product Manager | | |
| 4. Typed Name Gregory C. Mattern | | 5. Date July 07, 2009 |

AUG 25 2009

40917

(FRONT PANEL)

Lawn 3iP Herbicide Concentrate/Ready-to-Spray

[ABN: Season Long Weed Control for Lawns Concentrate/Ready-to-Spray or Southern Season Long Weed Control for Lawns Concentrate/ Ready-to-Spray]

This label contains two separate label statements for, **Pump Sprayer/Hose-end Sprayer Concentrate** product use and **Pre-packed Hose-end Ready-to-Spray** product use.

▪ *Editorial Note – Marketing Claims Positioned Here*

ACTIVE INGREDIENTS:

| | |
|---|----------------|
| 2,4-D, dimethylamine salt ¹ | 4.73% |
| Dicamba, potassium salt ² | 0.52% |
| Mecoprop-p, potassium salt ³ | 1.10% |
| Isoxaben ⁴ | 2.63% |
| OTHER INGREDIENTS: | <u>91.02%</u> |
| TOTAL | 100.00% |

[Active ingredient statement]:

THIS PRODUCT CONTAINS:

0.337 lb 2,4-D acid equivalent per gal or 3.94%
 0.038 lb Dicamba acid equivalent per gal or 0.44%
 0.080 lb Mecoprop-p acid equivalent per gal or 0.94%
 0.225 lb Isoxaben per gal or 2.63%
 Isomer Specific by AOAC Method.

¹CAS No. 2008-39-1
²CAS No. 10007-85-9
³CAS No. 66423-05-0
⁴CAS No. 82558-50-7

Note: If the design, format, or small size of the container labels makes it impractical to present the entire ingredient statement on the front panel, then the sub statement will be placed on the back panel.


Net Contents: 32 fl oz (946 mL)

KEEP OUT OF REACH OF CHILDREN

CAUTION

See back panel for additional precautionary statements.

Editorial Note – [Bracketed text] is optional language



50917

(Pump Sprayer/Hose-end Sprayer Concentrate Label)

(FRONT PANEL)

Lawn 3iP Herbicide Concentrate

[ABN: Season Long Weed Control for Lawns Concentrate or Southern Season Long Weed Control for Lawns Concentrate]

▪ *Editorial Note – Marketing Claims Positioned Here*

ACTIVE INGREDIENTS:

| | |
|---|-------|
| 2,4-D, dimethylamine salt ¹ | 4.73% |
| Dicamba, potassium salt ² | 0.52% |
| Mecoprop-p, potassium salt ³ | 1.10% |
| Isoxaben ⁴ | 2.63% |

OTHER INGREDIENTS:

| | |
|--------------|----------------|
| | 91.02% |
| TOTAL | 100.00% |

[Active ingredient statement]:

THIS PRODUCT CONTAINS:

- 0.337 lb 2,4-D acid equivalent per gal or 3.94%
- 0.038 lb Dicamba acid equivalent per gal or 0.44%
- 0.080 lb Mecoprop-p acid equivalent per gal or 0.94%
- 0.225 lb Isoxaben per gal or 2.63%

- ¹CAS No. 2008-39-1
- ²CAS No. 10007-85-9
- ³CAS No. 66423-05-0
- ⁴CAS No. 82558-50-7

Isomer Specific by AOAC Method.

Note: If the design, format, or small size of the container labels makes it impractical to present the entire ingredient statement on the front panel, then the sub statement will be placed on the back panel.


Net Contents: 32 fl oz (946 mL) ; 6.4 fl oz (189 mL) ; 3.2 fl oz (95 mL)

KEEP OUT OF REACH OF CHILDREN

CAUTION

See back panel for additional precautionary statements.

Editorial Note – [Bracketed text] is optional language




60917

(Back Panel)

OPEN Resealable Label for Directions & Precautions **PRESS TO RESEAL**

[The days of multiple applications to kill weeds are over!] Just one application of Lawn 3iP Herbicide Concentrate's [proprietary] [2-in-1], [3-in-1] [4-in-1] formula kills & prevents lawn weeds up to 6 months! [It delivers Season Long Weed Control that's simple and easy to use] [and it will not harm your lawn when used as directed]. [PLUS, when applied in Early Spring, prevents Crabgrass all season long]. [Ideal for large areas – treats [up to] [5,000] [10,000] [5, 000 - 10,000] square feet]. [Rainproof in one hour.] Controls weeds in your lawn [up to] [6][X] months!]



| QUICK FACTS | |
|---|---|
| <i>Editorial Note – Marketing Claims Positioned Here</i> | |
| KILLS & PREVENTS | [Kills over 200 broadleaf weeds such as chickweed, dandelion, dollarweed, henbit, clover & spurge] [Prevents common broadleaf weeds & grass weeds including crabgrass & annual bluegrass]. <i>Choose from marketing claims.</i> |
| WHEN TO [APPLY][USE] | [Apply anytime - spring, summer, or fall] <i>or choose from other applicable marketing claim</i> |
| WHERE TO USE | ON ESTABLISHED [SOUTHERN] LAWNS without harming lawn grasses †(Do not use on carpetgrass, Floratam variety of St. Augustinegrass, dichondra or desirable clovers.) |
| HOW TO USE | To prevent new weeds from growing, spray entire area you want protected. Wait 2 days after applying, then activate residual barrier by watering. See Directions for Use for further details. |
| COVERAGE | This bottle treats [up to] [5,000] [10,000] [5, 000 - 10,000] sq ft. [(10,000 sq ft for centipede and St. Augustine [grasses] [lawns]), [(5,000 sq ft. for Bermudagrass and Zoysia Lawns)]. <i>Choose from marketing claims.</i> |
|  | For questions or comments, call toll-free 1-877 BayerAG (1-877-229-3924) or visit us on-line at www.BayerAdvanced.com |

FOR OUTDOOR RESIDENTIAL USE ONLY

[Active ingredient statement]:

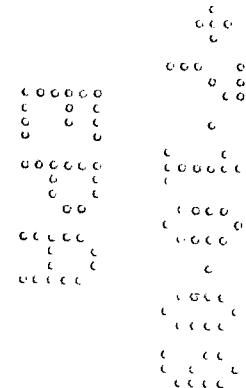
THIS PRODUCT CONTAINS:




- 0.337 lb 2,4-D acid equivalent per gal or 3.94%
- 0.038 lb Dicamba acid equivalent per gal or 0.44%
- 0.080 lb Mecoprop-p acid equivalent per gal or 0.94%
- 0.225 lb Isoxaben per gal or 2.63%

Isomer Specific by AOAC Method.

EPA Reg. No. 72155-87


EPA Est. No.

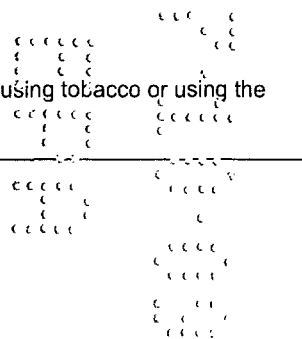



| DIRECTIONS FOR USE | |
|--|--|
| It is a violation of Federal law to use this product in a manner inconsistent with its labeling. | |
| BEFORE YOU USE | <ul style="list-style-type: none"> Use this product only on established lawns. Apply when the air is calm to avoid spray drift onto desirable plants. |
| HOW MUCH TO USE | <ul style="list-style-type: none"> Measure area to be sprayed. Calculate 'square feet' by multiplying length times width. For best results, use spray solution immediately. If it is necessary to store, shake vigorously before use. Do not store for more than 3 days. <p>Bermudagrass, Buffalograss, Fescue, Kentucky Bluegrass, Perennial Ryegrass, Zoysiagrass 3.2 fl. oz. (6½ TBS) in [1] [1-2] [2] gallons of water treats 500 sq. ft.</p> <p>Bahiagrass, Centipedegrass, St. Augustinegrass (not for use on Floratam variety) or mixtures containing one or more of these grasses 1.6 fl. oz. (3 ¼ TBS) in [1] [1-2] [2] gallons of water treats 500 sq. ft.</p> <p>Food utensils, such as tablespoons and measuring cups, should not be used for food purposes after use with any pesticide.</p> <p>The maximum application rate of this product is 6.4 fl. oz. per 1,000 sq. ft. per application per site. The maximum number of broadcast applications per treatment site is 2 per year.</p> |
| HOW TO USE | <ul style="list-style-type: none"> Shake bottle well before use. To prevent new weeds from growing, you must spray the entire area you want protected, not just the emerged weeds. Wait 2 days after applying, then activate residual barrier by watering with ¼ - ½" of irrigation. <p><i>Best for spraying individual weeds & small areas.</i></p> <p>Add appropriate</p> <ol style="list-style-type: none"> Add appropriate amounts of water & product to sprayer tank. [For 3.2 fl. oz. container: Pour entire contents (3.2 fl. oz.) into spray tank and fill with water to [1] [2] gallon mark (treats 500 sq. ft.)] For 6.4 fl. oz. container: Pour entire contents (6.4 fl. oz.) into spray tank and fill with water to 2 gallon mark (treats 1,000 sq. ft.) Close sprayer, shake well and pressurize. Adjust nozzle to a coarse spray. Individual weeds – Hold tip of wand about 12" from weed, aim at center of weed & spray. Also spray the area underneath & around the weed to prevent new weeds from growing. Small areas – apply evenly over area. Occasionally re-pressurize sprayer as needed to maintain a good spray pattern. <p><i>Best for spraying large areas such as the entire lawn.</i></p> <ol style="list-style-type: none"> Fill sprayer jar with enough product for the area to be treated. DO NOT ADD WATER. Close sprayer, set dial, hook to garden hose and apply. To avoid contact with the treated area, begin by spraying area farthest from faucet walking backwards as you spray. Pour any unused product back into this original container. <p><i>Best for spraying large areas such as the entire lawn.</i></p> <ol style="list-style-type: none"> Pour product into sprayer jar to the required 'Fluid Ounce' level. Add the appropriate amount of water to the 'Gallons' level. Close sprayer, hook to garden hose, shake well & apply. To avoid contact with the treated area, begin by spraying area farthest from faucet walking backwards as you spray. |
| <p>PUMP STYLE TANK SPRAYERS</p>  | |
| <p>DIAL-STYLE HOSE-END SPRAYERS</p>  | |
| <p>CONCENTRATE PLUS WATER HOSE-END SPRAYERS</p>  | |

| | |
|----------------------------------|---|
| <p>[FOR BEST RESULTS]</p> | <p>[WHEN TO APPLY]</p> <ul style="list-style-type: none"> • [Spray when <ul style="list-style-type: none"> - weeds are small and actively growing - temperatures are between 50 - 90°F] • [Do not apply while grass is emerging from dormancy.] • [This product also prevents crabgrass when applied early spring before the fourth mowing or before the temperatures are regularly in the 80's.] • [This product also prevents annual bluegrass (Poa annua) when applied August – December.] • [Certain hard-to-kill weeds may be retreated in 2 weeks if necessary.] [Spray individual weeds using this product in a tank sprayer or with Lawn 3iP Herbicide Ready-to-Use.] • [Heavy raking will disturb the weed preventative barrier and reduce the effectiveness of this product.] • [Newly seeded lawn may be sprayed after fourth mowing.] • [Bare spots may be seeded 60 days after application.] <p>[MOWING]</p> <ul style="list-style-type: none"> • [Do not mow for 1 to 2 days after spraying.] • [Clippings from the first three mowings should be left on the treated area. Do not use the clippings from the treated areas as mulch or compost around flowers, ornamentals, trees, or in vegetable gardens.] <p>[WATERING]</p> <ul style="list-style-type: none"> • [If lawn is dry, water 1 to 2 days before using this product.] • [Rain or watering 1 hour after application will not wash away effectiveness.] |
| <p>HOW IT WORKS</p> | <p>This product contains a proven blend of three weed killers to kill existing weeds Plus a residual herbicide to keep them from coming back for up to 6 months. Weeds begin to wilt & die within [24] hours [and are completely dead in 14 – 28 days]. And, it won't harm your lawn when used as directed.</p> |


| | |
|--|--|
| <p>KILLS & PREVENTS [or KILLS (a "1" indicates <i>Kills & Prevents</i>)]</p> | |
| <p>[Weeds presented here to be chosen from Appendix 1.]</p> <p>and other broadleaf & grass weeds</p> | |

| | |
|---|--|
|  | <p>Do not apply this product in a way that will contact any person or pet, either directly or through drift. Keep people and pets out of the area during application. Do not allow people or pets to enter the treated area until sprays have dried.</p> |
|---|--|

| | |
|---|---|
| <p>PRECAUTIONARY STATEMENTS</p> | |
| <p style="text-align: center;">CAUTION</p> <p style="text-align: center;">Hazards to Humans and Domestic Animals</p> | |
| <ul style="list-style-type: none"> • Harmful if absorbed through skin or if swallowed. • Causes moderate eye irritation. • Avoid contact with skin, eyes, or clothing. • Wash thoroughly with soap and water after handling and before eating, drinking, chewing gum, using tobacco or using the toilet. • Remove and wash contaminated clothing before reuse. |  |


| FIRST AID  | |
|--|--|
| If on Skin | <ul style="list-style-type: none"> ▪ Take off contaminated clothing. ▪ Rinse skin immediately with plenty of water for 15 – 20 minutes. ▪ Call a poison control center or doctor for further treatment advice. |
| If Swallowed | <ul style="list-style-type: none"> ▪ Call a poison control center or doctor immediately for treatment advice. ▪ Have person sip a glass of water if able to swallow. ▪ Do not induce vomiting unless told to do so by a poison control center or doctor. ▪ Do not give anything by mouth to an unconscious person. |
| If in Eyes | <ul style="list-style-type: none"> ▪ Hold eye open and rinse slowly and gently with water for 15 to 20 minutes. ▪ Remove contact lenses, if present, after the first 5 minutes, then continue rinsing eye. ▪ Call a poison control center or doctor for further treatment advice. |
| <p>NOTE: Have the product container or label with you when calling a poison control center or doctor or going for treatment. You may call toll-free 1-877-229-3763 for medical emergency information.</p> <p>Active Ingredients: 4.73% 2,4-D, dimethylamine salt (CAS # 2008-39-1), 0.52% Dicamba, potassium salt (CAS # 10007-85-9), 1.10% Mecoprop-p, potassium salt (CAS # 66423-05-0) and 2.63% Isoxaben (CAS # 82558-50-7).</p> | |

| ENVIRONMENTAL HAZARDS |
|---|
| <ul style="list-style-type: none"> • This product is toxic to fish and aquatic invertebrates. Do not apply directly to water. • Drift or runoff may be hazardous to aquatic organisms in water adjacent to treated areas. Do not contaminate water when disposing of equipment washwaters or rinsate. • To protect the environment, do not allow pesticide to enter or run off into storm drains, drainage ditches, gutters or surface waters. Applying this product in calm weather when rain is not predicted for the next 24 hours will help to ensure that wind or rain does not blow or wash pesticide off the treatment area. Rinsing application equipment over the treated area will help avoid run off to water bodies or drainage systems. |

| Important – Directions for Storage and Disposal | |
|--|---|
| Storage Conditions | Store in original container in a cool, dry place, out of the reach of children, preferably a locked storage cabinet. Protect from freezing. |
| Disposal  | <p>If empty: Non-refillable container. Do not reuse or refill this container. Place in trash or offer for recycling if available.</p> <p>If partly filled: Call your local solid waste agency or toll free 1-877-229-3724 for disposal instructions. Never place unused product down any indoor or outdoor drain.</p> |

NOTICE: Research and testing have determined that the "Directions for Use" are appropriate for the proper use of this product under expected conditions. To the extent consistent with applicable law, the Buyer assumes responsibility for lack of performance or safety if not used according to the directions.

***Money Back Guarantee:** If you are not satisfied with this product, we will gladly refund your original purchase price.



(Pre-packed Hose-end Ready-to-Spray Label)

(FRONT PANEL)

Lawn 3iP Herbicide Ready-to-Spray

[ABN: Season Long Weed Control for Lawns Ready-to-Spray or Southern Season Long Weed Control for Lawns Ready-to-Spray]

▪ Editorial Note – Marketing Claims Positioned Here

| | |
|---|----------------|
| ACTIVE INGREDIENTS: | |
| 2,4-D, dimethylamine salt ¹ | 4.73% |
| Dicamba, potassium salt ² | 0.52% |
| Mecoprop-p, potassium salt ³ | 1.10% |
| Isoxaben ⁴ | 2.63% |
| OTHER INGREDIENTS: | <u>91.02%</u> |
| TOTAL | 100.00% |

[Active ingredient statement]:

THIS PRODUCT CONTAINS:

0.337 lb 2,4-D acid equivalent per gal or 3.94%
 0.038 lb Dicamba acid equivalent per gal or 0.44%
 0.080 lb Mecoprop-p acid equivalent per gal or 0.94%
 0.225 lb Isoxaben per gal or 2.63%
 Isomer Specific by AOAC Method.

¹CAS No. 2008-39-1
²CAS No. 10007-85-9
³CAS No. 66423-05-0
⁴CAS No. 82558-50-7

Note: If the design, format, or small size of the container labels makes it impractical to present the entire ingredient statement on the front panel, then the sub statement will be placed on the back panel.

Net Contents: 32 fl oz (946 mL)

KEEP OUT OF REACH OF CHILDREN

CAUTION

See back panel for additional precautionary statements.

Editorial Note – [Bracketed text] is optional language



110f17

(Back Panel)

OPEN Resealable Label for Directions & Precautions **PRESS TO RESEAL**

[The days of multiple applications to kill weeds are over!] Just one application of Lawn 3iP Herbicide Ready-to-Spray's [proprietary] [2-in-1], [3-in-1] [4-in-1] formula kills & prevents lawn weeds up to 6 months! [It delivers Season Long Weed Control that's simple and easy to use] [and it will not harm your lawn when used as directed]. [PLUS, when applied in Early Spring, prevents Crabgrass all season long]. [Just Hook to Your Hose and Go -] Convenient sprayer top connects to garden hose and automatically dispenses the weed killer. [Ideal for large areas – treats [up to] [5,000] [10,000] [5, 000 - 10,000] sq ft]. [Rainproof in one hour.] Control weeds in your lawn [up to] [6][X] months]!



| QUICK FACTS | |
|---|---|
| <i>Editorial Note – Marketing Claims Positioned Here</i> | |
| KILLS & PREVENTS | [Kills over 200 broadleaf weeds such as chickweed, dandelion, dollarweed, henbit, clover & spurge] [Prevents common broadleaf weeds & grass weeds including crabgrass & annual bluegrass]. <i>Choose from marketing claims.</i> |
| WHEN TO [APPLY][USE] | [Apply anytime - spring, summer, or fall] <i>or choose from other applicable marketing claim</i> |
| WHERE TO USE | ON ESTABLISHED [SOUTHERN] LAWNS without harming lawn grasses †(Do not use on carpetgrass, Floratam variety of St. Augustinegrass, dichondra or desirable clovers.) |
| HOW TO USE | To prevent new weeds from growing, spray entire area you want protected. Wait 2 days after applying, then activate residual barrier by watering. See Directions for Use for further details. |
| COVERAGE | This bottle treats [up to] [5,000] [10,000] [5, 000 - 10,000] sq ft. [(10,000 sq ft for centipede and St. Augustine [grasses] [lawns]), [(5,000 sq ft. for Bermudagrass and Zoysia Lawns)]. <i>Choose from marketing claims.</i> |
|   | For questions or comments, call toll-free 1-877 BayerAG (1-877-229-3924) or visit us on-line at www.BayerAdvanced.com |

FOR OUTDOOR RESIDENTIAL USE ONLY

[Active ingredient statement]:

THIS PRODUCT CONTAINS:
 0.337 lb 2,4-D acid equivalent per gal or 3.94%
 0.038 lb Dicamba acid equivalent per gal or 0.44%
 0.080 lb Mecoprop-p acid equivalent per gal or 0.94%
 0.225 lb Isoxaben per gal or 2.63%
 Isomer Specific by AOAC Method

EPA Reg. No. 72155-87
 EPA Est. No.

DIRECTIONS FOR USE

It is a violation of Federal law to use this product in a manner inconsistent with its labeling.

BEFORE YOU USE

- Use this product only on established lawns.
- Apply when the air is calm to avoid spray drift onto desirable plants.

HOW MUCH TO USE

Measure area to be sprayed. Calculate 'square feet' by multiplying length times width.

Bermudagrass, Buffalograss, Fescue, Kentucky Bluegrass, Perennial Ryegrass, Zoysiagrass – this bottle (32 fl. oz.) treats 5,000 sq. ft.

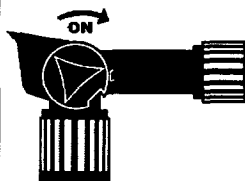
Bahiagrass, Centipedegrass, St. Augustinegrass (not for use on Floratam variety) or mixtures containing one or more of these grasses – this bottle (32 fl. oz.) treats 10,000 sq. ft.

The maximum application rate of this product is 32 fl. oz. per 5,000 sq. ft. per application per site. The maximum number of broadcast applications per treatment site is 2 per year.

HOW TO USE

Shake Well Before Use


- To prevent new weeds from growing, you must spray the entire area you want protected, not just the emerged weeds.
 - Wait 2 days after applying then activate residual barrier by watering with ¼ - ½" of irrigation.
- Editorial Note – Either the Single Rate Sprayer or the Dual Rate Sprayer directions for use will appear on the commercial package but not both.*



[For single rate sprayer]

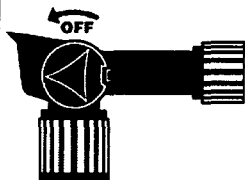
CONNECT

1. Shake well before use.
2. Connect sprayer to garden hose.
3. Turn on water.



SPRAY

1. Extend hose to farthest area to be treated, point sprayer nozzle in direction to be sprayed.
2. Begin spraying – Push & hold lock tab away from knob, use other hand to turn knob [counter-]clockwise to ON position.
3. Walk at a steady pace while spraying, using an even sweeping motion, and slightly overlap the treated areas. Work back toward the faucet to avoid walking over wet, treated grass.



FINISH

1. To stop spraying, push & hold lock tab away from knob and use other hand to turn knob [counter-]clockwise to OFF position.
2. Turn off water at faucet.
3. Relieve water pressure in hose by turning sprayer to [ON] [WATER] position until water slows to a drip then turn sprayer OFF.
4. Disconnect sprayer from hose.

[For dual rate sprayer]





1. Connect your garden hose to the bottle. Be sure the blue water control valve on top of the spray nozzle is in the OFF position. Turn on water at faucet.



2. To apply high rate (treats 5,000 sq. ft.): Pull the small star-shaped blue product-control button out until it stops. Twist the blue product-control button so that the 'L' on the product-control button is at the top of the control valve AND the product control valve is aligned with the flat portion of the lock tab. Push the button in to open. Proceed to step #3.


To apply low rate (treats 10,000 sq. ft.): Pull the small star-shaped, blue product-control button out until it stops. Twist the product-control button so that the 'G' on the product-control button is at the top of the control valve AND the product control valve is aligned with the flat portion of the lock tab. Push the button in to open (The button will only go half way in for this setting). Proceed to step #3.

| | |
|--|---|
| |  <p>3. Extend hose to farthest area to be treated, point sprayer nozzle in direction to be sprayed. To begin spraying, point nozzle toward the area to be treated and turn the blue water control valve to the ON position. Tab will be horizontal. Walk at a steady pace while spraying, using an even sweeping motion, and slightly overlap the treated areas. Work back toward the faucet to avoid walking over wet, treated grass.</p>  <p>4. To stop spraying, turn the blue water control valve on top of the spray nozzle to OFF. To close, push in the small round button opposite the star-shaped product-control button. Turn off faucet,</p> <p>5. Relieve water pressure by turning blue water control valve to the ON position until water slows to a drip. Turn blue water control valve back to OFF. Disconnect garden hose from bottle.</p> |
|--|---|

| | |
|----------------------------------|---|
| <p>[FOR BEST RESULTS]</p> | <p>[WHEN TO APPLY]</p> <ul style="list-style-type: none"> • [Spray when <ul style="list-style-type: none"> - weeds are small and actively growing - temperatures are between 50 - 90°F] • [Do not apply while grass is emerging from dormancy.] • [This product also prevents crabgrass when applied early spring before the fourth mowing or before the temperatures are regularly in the 80's.] • [This product also prevents annual bluegrass (Poa annua) when applied August – December.] • [Certain hard-to-kill weeds may be retreated in 2 weeks if necessary.] [Spray individual weeds using this product in a tank sprayer or with Lawn 3iP Herbicide Ready-to-Use.] • [Heavy raking will disturb the weed preventative barrier and reduce the effectiveness of this product.] • [Newly seeded lawn may be sprayed after fourth mowing.] • [Bare spots may be seeded 60 days after application.] <p>[MOWING]</p> <ul style="list-style-type: none"> • [Do not mow for 1 to 2 days after spraying.] • [Clippings from the first three mowings should be left on the treated area. Do not use the clippings from the treated areas as mulch or compost around flowers, ornamentals, trees, or in vegetable gardens.] <p>[WATERING]</p> <ul style="list-style-type: none"> • [If lawn is dry, water 1 to 2 days before using this product.] • [Rain or watering 1 hour after application will not wash away effectiveness.] |
|----------------------------------|---|

| | |
|----------------------------|---|
| <p>HOW IT WORKS</p> | <p>This product contains a proven blend of three weed killers to kill existing weeds Plus a residual herbicide to keep them from coming back for up to 6 months. Weeds begin to wilt & die within [24] hours and are completely dead in 14 – 28 days. And, it won't harm your lawn when used as directed.</p> |
|----------------------------|---|


| | |
|---|--|
| <p>KILLS & PREVENTS [or KILLS (a "1" indicates Kills & Prevents)]</p> | |
| <p>[Weeds presented here to be chosen from Appendix 1.] and other broadleaf & grass weeds</p> | |

| | |
|---|--|
|  | <p>Do not apply this product in a way that will contact any person or pet, either directly or through drift. Keep people and pets out of the area during application. Do not allow people or pets to enter the treated area until sprays have dried.</p> |
|---|--|

| | |
|---|--|
| PRECAUTIONARY STATEMENTS | |
| CAUTION | |
| Hazards to Humans and Domestic Animals | |
| <ul style="list-style-type: none"> • Harmful if absorbed through skin or if swallowed. • Causes moderate eye irritation. • Avoid contact with skin, eyes, or clothing. • Wash thoroughly with soap and water after handling and before eating, drinking, chewing gum, using tobacco or using the toilet. • Remove and wash contaminated clothing before reuse. | |

| | |
|--|--|
| FIRST AID + | |
| If on Skin | <ul style="list-style-type: none"> ▪ Take off contaminated clothing. ▪ Rinse skin immediately with plenty of water for 15 – 20 minutes. ▪ Call a poison control center or doctor for further treatment advice. |
| If Swallowed | <ul style="list-style-type: none"> ▪ Call a poison control center or doctor immediately for treatment advice. ▪ Have person sip a glass of water if able to swallow. ▪ Do not induce vomiting unless told to do so by a poison control center or doctor. ▪ Do not give anything by mouth to an unconscious person. |
| If in Eyes | <ul style="list-style-type: none"> ▪ Hold eye open and rinse slowly and gently with water for 15 to 20 minutes. ▪ Remove contact lenses, if present, after the first 5 minutes, then continue rinsing eye. ▪ Call a poison control center or doctor for further treatment advice. |
| <p>NOTE: Have the product container or label with you when calling a poison control center or doctor or going for treatment. You may call toll-free 1-877-229-3763 for medical emergency information.</p> <p>Active Ingredients: 4.73% 2,4-D, dimethylamine salt (CAS # 2008-39-1), 0.52% Dicamba, potassium salt (CAS # 10007-85-9), 1.10% Mecoprop-p, potassium salt (CAS # 66423-05-0) and 2.63% Isoxaben (CAS # 82558-50-7)</p> | |

| | |
|---|--|
| ENVIRONMENTAL HAZARDS | |
| <ul style="list-style-type: none"> • This product is toxic to fish and aquatic invertebrates. Do not apply directly to water. • Drift or runoff may be hazardous to aquatic organisms in water adjacent to treated areas. Do not contaminate water when disposing of equipment washwaters or rinsate. • To protect the environment, do not allow pesticide to enter or run off into storm drains, drainage ditches, gutters or surface waters. Applying this product in calm weather when rain is not predicted for the next 24 hours will help to ensure that wind or rain does not blow or wash pesticide off the treatment area. Rinsing application equipment over the treated area will help avoid run off to water bodies or drainage systems. | |

| | |
|--|---|
| Important – Directions for Storage and Disposal | |
| Storage Conditions | Store in original container in a cool, dry place, out of the reach of children, preferably a locked storage cabinet. Protect from freezing. |
| Disposal  | <p>If empty: Non-refillable container. Do not reuse or refill this container. Place in trash or offer for recycling if available.</p> <p>If partly filled: Call your local solid waste agency or toll free 1-877-229-3724 for disposal instructions. Never place unused product down any indoor or outdoor drain.</p> |

NOTICE: Research and testing have determined that the "Directions for Use" are appropriate for the proper use of this product under expected conditions. To the extent consistent with applicable law, the Buyer assumes responsibility for lack of performance or safety if not used according to the directions.

***Money Back Guarantee:** If you are not satisfied with this product, we will gladly refund your original purchase price.



**A Business Unit of Bayer CropScience LP
P.O. Box 12014, 2 T.W. Alexander Drive
Research Triangle Park, North Carolina 27709**

Lawn 3iP (MASTER) Approved 04/30/09, Notification 05/01/09, Notification 05/13/09, Notification 06/04/09, Notification 06/22/09, Notification 07/07/09

160 of 17

Appendix 1

| KILLS & PREVENTS [or KILLS (a "1" indicates Kills & Prevents)] | | | |
|--|-------------------------------------|-------------------------------------|----------------------------------|
| Annual Bluegrass (<i>Poa annua</i>) ² | Cocklebur | Morningglory | Speedwell ¹ |
| Annual Yellow Sweetclover | Common Groundsel ² | Mouseear Hawkweed | Spiny Amaranth |
| Aster | Common Mullein | Mugwort | Spiny Cocklebur |
| Austrian Fieldcress | Crabgrass ² | Musk Thistle | Spiny Sowthistle |
| Barnyardgrass ² | Creeping Charlie | Mustard | Spotted Catsear |
| Bedstraw | Creeping Jenny | Narrowleaf Plantain | Spotted Spurge ¹ |
| Beggarticks | Cudweed ¹ | Narrowleaf Vetch | Spurweed |
| Betony, Florida | Curly Dock | Nettle | Stinging Nettle |
| Bindweed, Field | Daisy, English | Oakleaf Fleabane ¹ | Strawberry, India Mock |
| Bird Vetch | Daisy, Fleabane | Orange Hawkweed | Tall Nettle |
| Bitter Wintercress | Daisy, Oxeye | Oriental Cocklebur | Tall Vervain |
| Bittercress, Hairy ¹ | Dandelion ¹ | Oxalis ¹ | Tansy Mustard |
| Bitterweed | Desert Rockpurslane ² | Panicum Willowweed ² | Tanweed |
| Black-eyed Susan | Dichondra | Parsley-piert ¹ | Telegraphplant ² |
| Blackleaved Fleabane ² | Dogbane | Parsnip | Texas Panicum ² |
| Black Nightshade ² | Dogfennel | Pearlwort | Thistle |
| Black Medic | Dollarweed ¹ | Pennsylvania Smartweed ² | Trailing Crownvetch |
| Black Mustard | Elderberry | Pennycress | Tumble Mustard |
| Blackseed Plantain | Fall Panicum ² | Pennywort ¹ | Tumble Pigweed |
| Blessed Thistle | False Dandelion ¹ | Pepperweed | Velvetleaf ¹ |
| Bloodflower Milkweed | False Flax | Pigweed ¹ | Venice Mallow |
| Blue Lettuce | False Sunflower | Pineappleweed ² | Virginia Buttonweed |
| Blue Vervain | Fiddleneck ¹ | Pineywoods Bedstraw | Virginia Creeper |
| Bracted Plantain ¹ | Florida Pusley | Plains Coreopsis (Tickseed) | Virginia Pepperweed ¹ |
| Brassbuttons | Frenchweed | Plantain ¹ | Water Pennywort |
| Bristly Oxtongue | Galinsoga | Poison Ivy | Wavyleaf Bullthistle |
| Broadleaf Dock | Goathead | Poison Oak | Western Clematis |
| Broadleaf Plantain | Goldenrod | Pokeweed | Western Salsify |
| Broomweed | Ground Ivy | Poorjoe | White Mustard |
| Buckhorn | Gumweed | Prairie Sunflower | Wild Aster |
| Buckhorn Plantain | Hairy Fleabane ¹ | Prickly Lettuce ¹ | Wild Buckwheat |
| Bulbous Buttercup | Hawkweed | Prickly Sida | Wild Carrot |
| Bull Thistle | Healall | Prostrate Knotweed ¹ | Wild Celery ² |
| Bullnettle | Heartleaf Drymary | Prostrate Pigweed | Wild Four-o'clock |
| Burclover | Heath Aster | Prostrate Spurge | Wild Garlic |
| Burdock | Hedge Bindweed | Prostrate Vervain | Wild Geranium |
| Burning Nettle | Hedge Mustard | Puncturevine | Wild Lettuce |
| Burweed ¹ | Hemp | Purslane, Common ¹ | Wild Marigold |
| Buttercup | Henbit ¹ | Ragweed ¹ | Wild Mustard ¹ |
| Buttonweed | Hoary Cress | Red Sorrel | Wild Oat ² |
| Canada Thistle | Hoary Plantain | Redroot Pigweed | Wild Onion ¹ |
| Carolina Geranium | Hoary Vervain | Redstem Filaree ¹ | Wild Parsnip |
| Carpetweed | Horsenettle | Rough Cinquefoil | Wild Radish ¹ |
| Catchweed Bedstraw | Horseweed ² | Rough Fleabane ¹ | Wild Rape |
| Catnip | Italian Ryegrass ² | Russian Pigweed | Wild Strawberry |
| Catsear | Jimsonweed | Russian Thistle ¹ | Wild Sweet Potato |
| Chickweed, Common ¹ | Junglerice ² | Scarlet Pimpernel | Wild Vetch |
| Chickweed, Mouseear | Knawel | Scotch Thistle | Witchgrass ² |
| Chicory | Knotweed | Sheep Sorrel | Woodsorrel ¹ |
| Cinquefoil | Kochia | Shepherdspurse ¹ | Wooly Croton |
| Clover ¹ | Lambsquarters ¹ | Sibara ² | Wooly Morningglory |
| Clover, Crimson ¹ | Lanceleaf Groundcherry ² | Slender Plantain | Wooly Plantain |
| Clover, Hop ¹ | Lespedeza | Smallflower Galinsoga | Wormseed |
| Clover, Red ¹ | London Rocket ² | Smooth Dock | Yarrow |
| Clover, Strawberry ¹ | Mallow ¹ | Smooth Pigweed | Yellow Foxtail ² |
| Clover, Sweet ¹ | Matchweed | Sorrel | Yellow Rocket |
| Clover, White ¹ | Mexicanweed | Southern Fleabane ¹ | Yellowflower Pepperweed |
| Cockle | Milk Vetch | Southwest Cupgrass ² | and other broadleaf weeds |
| | | Sowthistle ¹ | |
| | | Spanishneedles | |

¹ Kills & Prevents

² Prevents Only

Appendix 2

Optional Marketing Claims:

- One quart covers [up to] 5,000 [10,000] square feet.
- 1 quart treats [up to] 5,000 [10,000] sq. ft.
- Treats 5,000 [10,000] sq. ft.
- Keep from freezing.
- Kills [Controls] even the tough weeds...roots and all!
- Kills Broadleaf Weeds
- Kills Hard-to-Control Weeds
- Systemic [Herbicide] [Activity]
- Kills Dandelion, Clover, plus 200 Other listed Weeds
- Kills the root.
- Water based.
- Kills [Controls] [200+] broadleaf weeds [to the root].
- Mixes with Water - Concentrate
- Attach to [garden] hose and spray
- Hook to Hose and Go
- Just hook to garden hose and go
- Proven performance
- Simple, [Convenient], [Easy] to use
- Two-in-One Product that Kills Weeds and Stops them from coming back
- 3-in-1 Product: Kills Weeds, Prevents New Weeds [up to 6 Months] & Prevents Crabgrass
- New [Formulation]!
- [Brand] New [Formula]
- Kills 200+ Weeds (to the root)
- Rainproof in 1 Hour
- Starts Working Immediately
- All Weather Formula (rainproof in 1 hour)
- 100% Satisfaction Guaranteed* (or your money back)
- Season Long Weed Control [with 1 Application]
- 1 Application Provides Season Long Weed Control
- Kills & Prevents Weeds Up to 6 Months
- Kills Weeds & Prevents New Weeds [from Coming Back] [up to 6 months]
- Protects Your Lawn From Weeds up to 6 Months
- Keeps weeds out [of your lawn] up to 6 months
- Prevents [New] Weeds Up to 6 Months
- [Proprietary] [2-in1] [3-in-1] [4-in-1] Formula
- Prevents [New] Weeds up to 6 Months
- Weed Free Lawn [Up to 6 Months]
- Crabgrass Free Lawn [Up to 6 Months]
- Visible Results in 24 Hours
- Prevents Crabgrass [up to 6 months]
- Season Long Crabgrass Control
- PLUS Prevents Crabgrass!
- Prevents Crabgrass All Season
- Kills Over 200 Lawn Weeds in One Easy Step
- Kills the weeds not the lawn†
- Won't Harm your Lawn†
- Won't Harm Lawns† (when used as directed)
- Kills [Current] Weeds to the Root
- Kills [Current] [Existing] Weeds [Up to 6 Months]
- Prevents Grasses Up to 6 Months
- Season Long Weed Control
- Season Long Weed Control [Killer]
- Extended [Weed] Control [Killer]
- [Up to] 6 Month Weed Control
- Use on Bermudagrass, Centipede, St. Augustine and Zoysia lawns†
- Won't harm listed lawns [when used as directed] †
- †[Do not use on [carpetgrass], [Floritam variety of St. Augustinegrass], [dichondra] or [desirable clovers]]
- For use on Southern lawns†
- Apply anytime – spring, summer, or fall