

72155-86

5/8/2009

10/16



UNITED STATES ENVIRONMENTAL PROTECTION AGENCY  
WASHINGTON, D.C. 20460

OFFICE OF  
PREVENTION, PESTICIDES AND  
TOXIC SUBSTANCES

Mr. Gregory C. Mattern  
Regulatory Product Manager  
Bayer Advanced  
P.O. Box 12014  
2 T.W. Alexander Drive  
Research Triangle Park, NC 27709

MAY 8 2009

Subject: Notification(s) for Label Revisions under PRN 2007-4 and PRN 2008-1

Dear Mr. Mattern:

The Agency is in receipt of your Application(s) for Pesticide Notification under Pesticide Registration Notices (PRN) 2007-4 and (PRN) 2008-1, dated, February 6, 2009 for:

**EPA Registration 72155-86      Lawn Herbicide 2Q Concentrate/Ready-to-Spray**

The Registration Division (RD) has conducted a review of the request(s) for applicability under and PRN 2007-4 and PRN 2008-1 and finds that the label changes requested fall within the scope of PRN-2007-4 and PRN 2008-1. The label has been date-stamped "Notification" and will be placed in our records.

Please be reminded that 40 CFR Part 156.140(a)(4) requires that a batch code, lot number, or other code identifying the batch of the pesticide distributed and sold be placed on nonrefillable containers. The code may appear either on the label (and can be added by non-notification/PR Notice 98-10) or durably marked on the container itself.

If you have any questions, please contact me directly at 703-305-6249 or Joyce Edwards of my staff at 703-308-5479.

Sincerely,

A handwritten signature in black ink, appearing to read "Linda Arrington".

Linda Arrington  
Notifications & Minor Formulations Team Leader  
Registration Division (7505P)  
Office of Pesticide Programs

20110



United States  
Environmental Protection Agency  
Washington, DC 20460

<input type="checkbox"/>	Registration
<input type="checkbox"/>	Amendment
<input checked="" type="checkbox"/>	Other

OPP Identifier Number

### Application for Pesticide - Section I

1. Company/Product Number 72155-86	2. EPA Product Manager Joanne Miller	3. Proposed Classification <input type="checkbox"/> None <input type="checkbox"/> Restricted
4. Company/Product (Name) Lawn Herbicide 2Q Concentrate/Ready-to-Spray	PM# 23	
5. Name and Address of Applicant (Include ZIP Code) Bayer Advanced P.O. Box 12014, 2 T.W. Alexander Drive Research Triangle Park, NC 27709 <input type="checkbox"/> Check if this is a new address	6. Expedited Review. In accordance with FIFRA Section 3(c)(3)(b)(i), my product is similar or identical in composition and labeling to: EPA Reg. No. _____ Product Name _____	

**NOTIFICATION**  
MAY 08 2009

### Section - II

<input type="checkbox"/> Amendment - Explain below.	<input type="checkbox"/> Final printed labels in response to Agency letter dated _____
<input type="checkbox"/> Resubmission in response to Agency letter dated _____	<input type="checkbox"/> "Me Too" Application.
<input checked="" type="checkbox"/> Notification - Explain below.	<input type="checkbox"/> Other - Explain below.

**Explanation:** Use additional page(s) if necessary. (For section I and Section II.)  
Notification of updating label according to PR Notices 2007-4 and 2008-1.. See attached Section II explanation.

### Section - III

1. Material This Product Will Be Packaged In:				2. Type of Container	
Child-Resistant Packaging <input type="checkbox"/> Yes <input type="checkbox"/> No	Unit Packaging <input type="checkbox"/> Yes <input type="checkbox"/> No	Water Soluble Packaging <input type="checkbox"/> Yes <input type="checkbox"/> No		<input type="checkbox"/> Metal	<input type="checkbox"/> Plastic
* Certification must be submitted		If "Yes" Unit Packaging wgt. No. per container	If "Yes" Package wgt. No. per container	<input type="checkbox"/> Glass	<input type="checkbox"/> Paper
				<input type="checkbox"/> Other (Specify) _____	
3. Location of Net Contents Information <input type="checkbox"/> Label <input type="checkbox"/> Container		4. Size(s) Retail Container		5. Location of Label Directions <input type="checkbox"/>	
6. Manner in Which Label is Affixed to Product <input type="checkbox"/> Lithograph <input type="checkbox"/> Paper glued <input type="checkbox"/> Stenciled				<input type="checkbox"/> Other _____	

### Section - IV

1. Contact Point (Complete items directly below for identification of individual to be contacted, if necessary, to process this application.)		
Name Gregory C. Mattern	Title Regulatory Product Manager	Telephone No. (Include Area Code) (919) 549-2600
Certification I certify that the statements I have made on this form and all attachments thereto are true, accurate and complete. I acknowledge that any knowingly false or misleading statement may be punishable by fine or imprisonment both under applicable law.		6. Date Application Received (Stamped)
2. Signature <i>Gregory C. Mattern</i>	3. Title Regulatory Product Manager	
4. Typed Name Gregory C. Mattern	5. Date February 6, 2009	



40 of 160

(Front Panel)

# Bayer Advanced Lawn Herbicide 2Q Concentrate/Ready-to-Spray

This label contains two separate label statements for, **Pump Sprayer/Hose-end Sprayer Concentrate** product use and **Pre-packed Hose-end Ready-to-Spray** product use.

Optional Advertising Claims:

- One quart covers up to 5,000 square feet.
- 1 quart treats [up to] 5,000 sq. ft.
- Treats 5,000 sq. ft.
- Keep from freezing.
- Controls crabgrass, dandelion, chickweed, knotweed, henbit, plantain, clover, spurge and many other broadleaf lawn weeds
- Kills even the tough weeds...roots and all!
- Controls even the tough weeds...roots and all!
- Controls (Number) weeds!
- Mixes with Water - Concentrate
- Kill crabgrass, & [any listed weed(s)] too!
- Kills Crabgrass plus Broadleaf Weeds
- **CONTROLS**
  - SENSITIVE WEEDS: [Crabgrass, Bedstraw, Black Medic, Buckhorn, Chickweed, Clover, Dandelion, Knotweed, Lambsquarters, Peppergrass, Plantain, Purslane, Ragweed and Wild Lettuce].
  - HARD-TO-KILL WEEDS: [Chicory, Creeping Charlie, Creeping Jenny, Dock, Ground Ivy, Heal-All, Lespedeza, Mallow, Morningglory, Oxalis, Pigweed, Poison Ivy, Poison Oak, Sheep Sorrel, Speedwell, Spurge, Wild Carrot, Wild Onion, Yarrow and many other broadleaf weeds].
- Kills Lawn Weeds plus Crabgrass in One [Easy] Step
- Kills Over 200 Lawn Weeds Plus Crabgrass in One [Easy] Step
- Kills Listed Weeds
- Kills Hard-to-Control Weeds
- Systemic [Herbicide] [Activity]
- Kills Both Broadleaf and Grass(y) Weeds
- Kills Dandelion, Crabgrass, Clover, plus 200 Other listed Weeds
- Kills the root.
- Water based.
- Won't harm lawn<sup>†</sup> grass when used according to label directions.
- Kills lawn weeds plus crabgrass.
- Kills [Controls] 200+ broadleaf weeds.

**NOTIFICATION**  
MAY 08 2009

- Kills the weeds not the lawn<sup>†</sup>
- Attach to [garden] hose and spray
- Simple to use
- Easy to use
- Easy to mix
- Proven performance
- For home lawn care
- Won't Harm your Lawn<sup>†</sup> [when used as directed]
- Won't harm lawn grass<sup>†</sup> [when used as directed]
- New!
- Two-in-One Product that Kills Crabgrass & Broadleaf Weeds
- Kills both Crabgrass & Broadleaf weeds
- Proprietary Formula that Kills Both Crabgrass and Broadleaf Weeds
- Effectively Kills Both Broadleaf and certain weed grasses
- Won't Harm Lawns<sup>†</sup> (when used as directed)
- Two Products in one
- Kills 200+ Weeds [& Crabgrass] (to the root)
- Rainproof in 1 Hour
- Starts Working Immediately
- Visible results in 24 hours
- All Weather Formula (rainproof in 1 hour)
- 100% Satisfaction Guaranteed\* (or your money back)

RTS Sprayer Claims:

- [Just] hook to hose and go
- No faster or easier way to treat weeds
- Fastest & Easiest way to treat weeds
- [optional advertising claims when product is sold in "low-water" hose-end sprayers, as determined by testing]
- Water [Saver][Saving] Formula
- Water [Saver][Saving] Applicator
- Water [Saver][Saving] Sprayer
- Uses Up To [20][XX]% Less Water\*
- [with footnote disclaimer] vs leading weed hose end sprayers

(Pump Sprayer/Hose-end Sprayer Concentrate Label)

(FRONT PANEL)

# Bayer Advanced Lawn Herbicide 2Q Concentrate

▪ Editorial Note – Marketing Claims Positioned Here

**Active Ingredients:**

2,4-D, dimethylamine salt .....	4.85%
Quinclorac .....	1.61%
Dicamba, dimethylamine salt.....	0.45%
<b>Other Ingredients</b> .....	<b>93.09%</b>
	100.000%

**THIS PRODUCT CONTAINS:**

- 0.343 lb. 2,4-dichlorophenoxyacetic acid equivalent per gallon or 4.03%
- 0.137 lb. 3,7-dichloro-8-quinolinecarboxylic acid per gallon or 1.61%
- 0.031 lb. 3,6-dichloro-o-anisic acid equivalent per gallon or 0.37%

Isomer Specific by AOAC Method.

Note: If the design, format, or small size of the container labels makes it impractical to present the entire ingredient statement on the front panel, then the above substatement will be presented on the back panel:


Net Contents 32 fl. oz. (946 mL)

**KEEP OUT OF REACH OF CHILDREN**

**CAUTION**

See back panel for additional precautionary statements.

Editorial Note – [Bracketed text] is optional language





(Back Panel)

OPEN Resealable Label for Directions & Precautions  
PRESS TO RESEAL

Bayer Advanced Lawn Herbicide 2Q Concentrate's [exclusive] formula kills lawn weeds plus crabgrass in one easy step and will not harm your lawn when used as directed. Treats 5,000 square feet, making it ideal for large areas. Rainproof in one hour. Controlling lawn weeds plus crabgrass in your lawn has never been easier!



QUICK FACTS	
<i>Editorial Note – Marketing Claims Positioned Here</i>	
<b>KILLS</b>	<b>Broadleaf Weeds:</b> Dandelion, Chickweed, and Clovers <b>Grassy Weeds:</b> Crabgrass And over 200 other weeds.
<b>WHERE TO USE</b>	ON LAWNS without harming lawn grasses – Bermudagrass <sup>†</sup> , Buffalograss, Kentucky Bluegrass, Ryegrass, Fescue, Zoysia, Bentgrass <sup>†</sup> Application to Bermudagrass may cause temporary yellowing or discoloration but full recovery can be expected. <sup>†</sup> (Do not use on Bahiagrass, Carpetgrass, Centipedegrass, St. Augustine [including 'Floritam'], or Dichondra.)
<b>COVERAGE</b>	This bottle treats an average size lawn (5,000 sq ft)
 	For questions or comments, call toll-free 1-877 BayerAG (1-877-229-3724) or visit our website at <a href="http://www.BayerAdvanced.com">www.BayerAdvanced.com</a>

**FOR OUTDOOR RESIDENTIAL USE ONLY**

EPA Reg. No. 72155-86  
EPA Est. No.

DIRECTIONS FOR USE	
It is a violation of Federal law to use this product in a manner inconsistent with its labeling.	
<b>HOW MUCH TO USE</b>	Measure area to be sprayed. Calculate 'square feet' by multiplying length times width. 3.2 fl. oz. (6½ TBS) of this product in one gallon of water treats 500 sq. ft. Food utensils, such as teaspoons and measuring cups, should not be used for food purposes after use with this herbicide. The maximum application rate to turf is 1.5 pounds of 2,4-D acid equivalent per acre per application per site. The maximum number of broadcast applications per treatment site is 2 per year.

cccc  
cccc  
cccc  
cccc  
cccc  
cccc  
cccc  
cccc  
cccc  
cccc

**DIRECTIONS FOR USE cont.**

<p><b>HOW TO USE</b></p>	<p>Shake bottle well before use.</p>
<p><b>PUMP STYLE TANK SPRAYERS</b></p>	<p><i>Best for spraying small areas (spot treatment) such as individual weeds.</i></p> <ol style="list-style-type: none"> <li>1. Add the appropriate amounts of water &amp; this product to the sprayer tank.</li> <li>2. Close sprayer, shake well and pressurize.</li> <li>3. Adjust nozzle to a coarse spray pattern. Hold tip of wand about 12" from weed(s), aim at center of weed &amp; spray.</li> <li>4. Occasionally re-pressurize sprayer if needed to maintain a good spray pattern.</li> </ol>
<p><b>DIAL-STYLE HOSE-END SPRAYERS</b></p>	<p><i>Best for spraying large areas (broadcast treatment) such as the entire lawn.</i></p> <ol style="list-style-type: none"> <li>1. Fill sprayer jar with enough of this product to cover area to be treated. <b>DO NOT ADD WATER.</b></li> <li>2. Close sprayer and set dial.</li> <li>3. Attach sprayer to hose and apply.</li> <li>4. To avoid contact with the treated area, begin by spraying area farthest from faucet walking backwards as you spray.</li> </ol>
<p><b>CONCENTRATE PLUS WATER HOSE-END SPRAYERS</b></p>	<p><i>Best for spraying large areas (broadcast treatment) such as the entire lawn.</i></p> <ol style="list-style-type: none"> <li>1. Pour this product into sprayer jar to the required 'Fluid Ounce' level.</li> <li>2. Add the appropriate amount of water to the 'Gallons' level.</li> <li>3. Replace sprayer top and shake well before applying.</li> <li>4. Attach sprayer to garden hose and apply.</li> <li>5. To avoid contact with the treated area, begin by spraying area farthest from faucet walking backwards as you spray.</li> </ol>

<p><b>[FOR BEST RESULTS]</b></p>	<p><b>[WHEN TO APPLY]</b></p> <ul style="list-style-type: none"> <li>• [ Spray when             <ul style="list-style-type: none"> <li>- weeds are small and actively growing</li> <li>- temperature is below 90°F <i>Do not apply to Bermudagrass lawns when daytime temperatures exceed 85° F.</i></li> </ul> </li> <li>• [Certain hard-to-kill weeds may be retreated in 2 weeks if necessary. If more than 2 applications are needed, spot treat individual weeds using this product in a tank sprayer or a spot treatment lawn weed killer such as Bayer Advanced All-in-One Lawn, Weed &amp; Crabgrass Killer Ready to Use.]</li> <li>• [Do not apply while grass is emerging from dormancy.]</li> <li>• [Newly seeded lawn may be sprayed after fourth mowing.]</li> <li>• [Bare spots may be seeded 4 weeks after application.]</li> <li>• [Keep product spray &amp; drift off plants growing in or around the lawn such as trees, shrubs, flowers, perennials, groundcovers, vegetables, &amp; herbs.]</li> </ul> <p><b>[MOWING]</b></p> <ul style="list-style-type: none"> <li>• [Do not mow for 1 to 2 days after spraying.]</li> <li>• [Clippings from the first three mowings should be left on the treated area. Do not use the clippings from the treated areas as mulch or compost around flowers, ornamentals, trees, or in vegetable gardens.]</li> </ul> <p><b>[WATERING]</b></p> <ul style="list-style-type: none"> <li>• [If lawn is dry, water 1 to 2 days before using this product.]</li> <li>• [Rain or watering 1 hour after application will not wash</li> </ul>
----------------------------------	---





**PRECAUTIONARY STATEMENTS**


**CAUTION**

**Hazards to Humans and Domestic Animals**

- Harmful if swallowed.
- Causes moderate eye irritation.
- Avoid contact with eyes, skin, or clothing.
- When using this product, wear long-sleeved shirt, long pants, socks, shoes, and rubber gloves.

After using this product:

- Rinse gloves before removing and wash hands.
- If product gets on skin, wash thoroughly with soap & water.
- If product gets on clothing, remove clothing as soon as possible and launder clothing separately before reuse.

**FIRST AID** 

<b>If Swallowed</b>	<ul style="list-style-type: none"> <li>▪ Call a poison control center or doctor immediately for treatment advice.</li> <li>▪ Have person sip a glass of water if able to swallow.</li> <li>▪ Do not induce vomiting unless told to do so by a poison control center or doctor.</li> <li>▪ Do not give anything by mouth to an unconscious person.</li> </ul>
<b>If in Eyes</b>	<ul style="list-style-type: none"> <li>▪ Hold eye open and rinse slowly and gently with water for 15 to 20 minutes.</li> <li>▪ Remove contact lenses, if present, after the first 5 minutes, then continue rinsing eye.</li> <li>▪ Call a poison control center or doctor for further treatment advice.</li> </ul>

**NOTE:** When calling poison control center, have this product label accessible. If seeking treatment at an emergency room or doctor's office, bring this product label to show medical personnel. **You may call toll-free 1-877-229-3763 for medical emergency information.**

Active Ingredients: 4.85% 2,4-D, dimethylamine salt (CAS # 2008-39-1), 0.45% Dicamba, dimethylamine salt (CAS # 2300-66-5), and 1.61% Quinclorac (CAS # 84087-1-4).

**ENVIRONMENTAL HAZARDS**

- This product is toxic to fish and aquatic invertebrates.
- Drift or runoff may be hazardous to aquatic organisms in water adjacent to treated areas. To protect the environment, do not allow pesticide to enter or run off into storm drains, drainage ditches, gutters or surface waters. Applying this product in calm weather when rain is not predicted for the next 24 hours will help to ensure that wind or rain does not blow or wash pesticide off the treatment area. Rinsing application equipment over the treated area will help avoid run off to water bodies or drainage systems.
- This chemical has properties and characteristics associated with chemicals detected in groundwater. The use of this chemical in areas where soils are permeable, particularly where the water table is shallow, may result in groundwater contamination. Application around a cistern or well may result in contamination of drinking water or groundwater.
- Most cases of groundwater contamination involving phenoxy herbicides such as 2,4-D have been associated with mixing/loading and disposal sites. Caution should be exercised when handling 2,4-D pesticides at such sites to prevent contamination of groundwater supplies. Use of closed systems for mixing or transferring this pesticide will reduce the probability of spills. Placement of the mixing/loading equipment on an impervious pad to contain spills will help prevent groundwater contamination.



11/09/16

(Pre-packed Hose-end Ready-to-Spray Label)

(FRONT PANEL)

Bayer Advanced Lawn Herbicide 2Q Ready-to-Spray

▪ Editorial Note – Marketing Claims Positioned Here

Active Ingredients:

2,4-D, dimethylamine salt.....	4.85%
Quinclorac.....	1.61%
Dicamba, dimethylamine salt.....	0.45%
Other Ingredients .....	93.09%
	100.000%

THIS PRODUCT CONTAINS:

- 0.343 lb. 2,4-dichlorophenoxyacetic acid equivalent per gallon or 4.03%
- 0.137 lb. 3,7-dichloro-8-quinolinecarboxylic acid per gallon or 1.61%
- 0.031 lb. 3,6-dichloro-o-anisic acid equivalent per gallon or 0.37%

Isomer Specific by AOAC Method.

Note: If the design, format, or small size of the container labels makes it impractical to present the entire ingredient statement on the front panel, then add a referral statement and present the above substatement on the back panel.


Net Contents 32 fl. oz. (946 mL)

KEEP OUT OF REACH OF CHILDREN

CAUTION

See back panel for additional precautionary statements.

Editorial Note – [Bracketed text] is optional language




**(Back Panel)**

**OPEN** Résealable Label for Directions & Precautions  
**PRESS TO RESEAL**

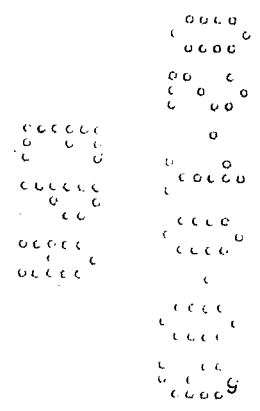
Bayer Advanced Lawn Herbicide 2Q Ready-to-Spray's [exclusive] formula kills lawn weeds plus crabgrass in one easy step and it will not harm your lawn when used as directed. [Convenient sprayer top connects to garden hose and automatically dispenses the weed killer]. Treats 5,000 square feet, making it ideal for large areas. Rainproof in one hour. No messy cleanup. Controlling lawn weeds plus crabgrass in your lawn has never been easier!



<b>QUICK FACTS</b>	
<i>Editorial Note – Marketing Claims Positioned Here</i>	
<b>KILLS</b>	<b>Broadleaf Weeds:</b> Dandelion, Chickweed, and Clovers <b>Grassy Weeds:</b> Crabgrass And over 200 other weeds.
<b>WHERE TO USE</b>	ON LAWNS without harming lawn grasses – Bermudagrass <sup>1</sup> , Buffalograss, Kentucky Bluegrass, Ryegrass, Fescue, Zoysia, Bentgrass <sup>1</sup> Application to Bermudagrass may cause temporary yellowing or discoloration but full recovery can be expected. † (Do not use on Bahiagrass, Carpetgrass, Centipedegrass, St. Augustine [including 'Floratam'], or Dichondra.)
<b>COVERAGE</b>	This bottle treats an average size lawn (5,000 sq ft). Just hook bottle to hose and you are ready.
	For questions or comments, call toll-free 1-877 BayerAG (1-877-229-3724) or visit our website at <a href="http://www.BayerAdvanced.com">www.BayerAdvanced.com</a> .

**FOR OUTDOOR RESIDENTIAL USE ONLY**

EPA Reg. No. 72155-86  
EPA Est. No.



**DIRECTIONS FOR USE**

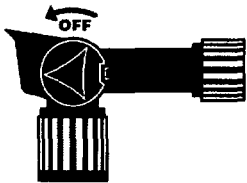
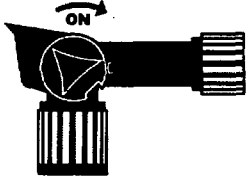
It is a violation of Federal law to use this product in a manner inconsistent with its labeling.

**HOW MUCH TO USE**

Measure area to be sprayed. Calculate 'square feet' by multiplying length times width. [This bottle will treat 5,000 sq. ft. in about 20 minutes (actual time will vary depending on water pressure), *Editorial Note – Final time value will be adjusted based on final hose-end sprayer selected for market.*]  
The maximum application rate to turf is 1.5 pounds of 2,4-D acid equivalent per acre per application per site. The maximum number of broadcast applications per treatment site is 2 per year.


**HOW TO USE**

Shake Well Before Use



**CONNECT**

1. Shake well before use.
2. Connect sprayer to garden hose.
3. Turn on water.



**SPRAY**

1. Extend hose to farthest area to be treated, point sprayer nozzle in direction to be sprayed.
2. Begin spraying – Push & hold lock tab away from knob, use other hand to turn knob (counter) clockwise to ON position.
3. Walk at a steady pace while spraying, using an even sweeping motion, and slightly overlap the treated areas. Work back toward the faucet to avoid walking over wet, treated grass.

**FINISH**

1. To stop spraying, push & hold lock tab away from knob and use other hand to turn knob (counter) clockwise to OFF position.
2. Turn off water at faucet.
3. Relieve water pressure in hose by turning sprayer back to ON position until water slows to a drip then turn sprayer OFF.
4. Disconnect sprayer from hose.

**[FOR BEST RESULTS]**

**[WHEN TO APPLY]**

- [Spray when
  - weeds are small and actively growing
  - temperature is below 90°F. *Do not apply to Bermudagrass lawns when daytime temperatures exceed 85° F.*
- [Certain hard-to-kill weeds may be retreated in 2 weeks if necessary. If more than 2 applications are needed, use a spot treatment lawn weed killer such as Bayer Advanced All-in-One Lawn, Weed & Crabgrass Killer Ready to Use.
- [Do not apply while grass is emerging from dormancy.]
- [Newly seeded lawn may be sprayed after fourth mowing.]
- [Bare spots may be seeded 4 weeks after application.]
- [Keep product spray off plants growing in or around the lawn such as trees, shrubs, flowers, perennials, groundcovers, vegetables, & herbs.]

**[MOWING]**

- [Do not mow for 1 to 2 days after spraying]
- [Clippings from the first three mowings should be left on the treated area. Do not use clippings from the treated areas as mulch or compost around flowers, ornamentals, trees, or in vegetable gardens.]


**[WATERING]**


- [If lawn is dry, water 1 to 2 days before using this product.]
- [Rain or watering 1 hour after application will not wash away effectiveness.]

<b>HOW IT WORKS</b>	This Product contains three proven weed killers to control lawn weeds & crabgrass down to the roots without harming your lawn when used as directed.
---------------------	--

**WEEDS**

Annual Yellow Sweetclover, Aster, Austrian Fieldcress, Barnyardgrass, Bedstraw, Beggarticks, Florida Betony, Field Bindweed, Bird Vetch, Bitter Wintercress, Hairy Bittercress, Bitterweed, Black-eyed Susan, Black Medic, Black Mustard, Blackseed Plantain, Blessed Thistle, Bloodflower Milkweed, Blue Lettuce, Blue Vervain, Bracted Plantain, Brassbuttons, Bristly Oxtongue, Broadleaf Dock, Broadleaf Plantain, Broadleaf Signalgrass, Broomweed, Buckhorn, Buckhorn Plantain, Bulbous Buttercup, Bull Thistle, Bullnettle, Burclover, Burdock, Burning Nettle, Burweed, Buttercup, Buttonweed, Canada Thistle, Carolina Geranium, Carpetweed, Catchweed Bedstraw, Catnip, Catsear, Common Chickweed, Mouseear Chickweed, Chicory, Cinquefoil, Crimson Clover, Hop Clover, Red Clover, Strawberry Clover, Sweet Clover, White Clover, Cockle, Cocklebur, Common Mullein, Creeping Charlie, Creeping Jenny, Cudweed, Curly Dock, English Daisy, Fleabane Daisy, Oxeye Daisy, Dandelion, Dichondra, Dogbane, Dogfennel, Dollarweed, Elderberry, False Dandelion, False Flax, False Sunflower, Fiddleneck, Florida Pusley, Frenchweed, Galinsoga, Giant Foxtail, Goathead, Goldenrod, Green Foxtail, Ground Ivy, Gumweed, Hairy Fleabane, Hawkweed, Healall, Drymary Heartleaf, Heath Aster, Hedge Bindweed, Hedge Mustard, Hemp, Henbit, Hoary Cress, Hoary Plantain, Hoary Vervain, Horsenettle, Jimsonweed, Knawel, Knotweed, Kochia, Lambsquarters, Large Crabgrass, Lespedeza, Mallow, Matchweed, Mexicanweed, Milk Vetch, Morningglory, Mouseear Hawkweed, Mugwort, Musk Thistle, Mustard, Narrowleaf Plantain, Narrowleaf Vetch, Nettle, Orange Hawkweed, Oriental Cocklebur, Oxalis, Parsley-piert, Parsnip, Pearlwort, Pennycress, Pennywort, Peppergrass, Pepperweed, Pigweed, Pineywoods Bedstraw, Plains Coreopsis (Tickseed), Plantain, Poison Ivy, Poison Oak, Pokeweed, Poorjoe, Prairie Sunflower, Prickly Lettuce, Prickly Sida, Prostrate Knotweed, Prostrate Pigweed, Prostrate Spurge, Prostrate Vervain, Puncturevine, Common Purslane, Ragweed, Red Sorrel, Redroot Pigweed, Redstem Filaree, Rough Cinquefoil, Rough Fleabane, Russian Pigweed, Russian Thistle, Scarlet Pimpernel, Scotch Thistle, Sheep Sorrel, Shepherdspurse, Slender Plantain, Smallflower Galinsoga, Smooth Crabgrass, Smooth Dock, Smooth Pigweed, Sorrel, Sowthistle, Spanishneedles, Speedwell, Spiny Amaranth, Spiny Cocklebur, Spiny Sowthistle, Spotted Catsear, Spotted Spurge, Spurweed, Stinging Nettle, India Mock Strawberry, Tall Nettle, Tall Vervain, Tansy Mustard, Tansy Ragwort, Tanweed, Thistle, Trailing Crownvetch, Tumble Mustard, Tumble Pigweed, Velvetleaf, Venice Mallow, Virginia Buttonweed, Virginia Creeper, Virginia Pepperweed, Water Pennywort, Wavyleaf Bullthistle, Western Clematis, Western Salsify, White Mustard, Wild Aster, Wild Buckwheat, Wild Carrot, Wild Four-o'clock, Wild Garlic, Wild Geranium, Wild Lettuce, Wild Marigold, Wild Mustard, Wild Onion, Wild Parsnip, Wild Radish, Wild Rape, Wild Strawberry, Wild Sweet Potato, Wild Vetch, Wild Violet, Woodsorrel, Woolly Croton, Woolly Morningglory, Woolly Plantain, Wormseed, Yarrow, Yellow Foxtail, Yellowflower Pepperweed, Yellow Rocket, and other broadleaf weeds

	Do not apply this product in a way that will contact any person or pet, either directly or through drift. Keep people and pets out of the area during application.
---	--



150916

**PRECAUTIONARY STATEMENTS**

**CAUTION**

**Hazards to Humans and Domestic Animals**

- Harmful if swallowed.
- Causes moderate eye irritation.
- Avoid contact with eyes, skin, or clothing.
- When using this product, wear long-sleeved shirt, long pants, socks, shoes, and rubber gloves.

After using this product:

- Rinse gloves before removing and wash hands.
- If product gets on skin, wash thoroughly with soap & water.
- If product gets on clothing, remove clothing as soon as possible and launder clothing separately before reuse.

**FIRST AID +**

<b>If Swallowed</b>	<ul style="list-style-type: none"> <li>▪ Call a poison control center or doctor immediately for treatment advice.</li> <li>▪ Have person sip a glass of water if able to swallow.</li> <li>▪ Do not induce vomiting unless told to do so by a poison control center or doctor.</li> <li>▪ Do not give anything by mouth to an unconscious person.</li> </ul>
<b>If in Eyes</b>	<ul style="list-style-type: none"> <li>▪ Hold eye open and rinse slowly and gently with water for 15 to 20 minutes.</li> <li>▪ Remove contact lenses, if present, after the first 5 minutes, then continue rinsing eye.</li> <li>▪ Call a poison control center or doctor for further treatment advice.</li> </ul>

**NOTE:** When calling poison control center, have this product label accessible. If seeking treatment at an emergency room or doctor's office, bring this product label to show medical personnel. **You may call toll-free 1-877-229-3763 for medical emergency information.**


Active Ingredients: 4.85% 2,4-D, dimethylamine salt (CAS # 2008-39-1), 0.45% Dicamba, dimethylamine salt (CAS # 2300-66-5), and 1.61% Quinclorac (CAS # 84087-1-4).

**ENVIRONMENTAL HAZARDS**

- This product is toxic to fish and aquatic invertebrates.
- Drift or runoff may be hazardous to aquatic organisms in water adjacent to treated areas. To protect the environment, do not allow pesticide to enter or run off into storm drains, drainage ditches, gutters or surface waters. Applying this product in calm weather when rain is not predicted for the next 24 hours will help to ensure that wind or rain does not blow or wash pesticide off the treatment area. Rinsing application equipment over the treated area will help avoid run off to water bodies or drainage systems.
- This chemical has properties and characteristics associated with chemicals detected in groundwater. The use of this chemical in areas where soils are permeable, particularly where the water table is shallow, may result in groundwater contamination. Application around a cistern or well may result in contamination of drinking water or groundwater.

12

**Important – Directions for Storage and Disposal**

<p><b>Storage Conditions</b></p>	<p>Store in original container in a cool, dry place, out of the reach of children, preferably a locked storage cabinet. Protect from freezing.</p>
<p><b>Disposal</b></p> 	<p><b>If empty:</b> Non-refillable container. Do not refill or reuse this container. Place in trash or offer for recycling if available.  <b>If partly filled:</b> Call your local solid waste agency or toll free 1-877-229-3724 for disposal instructions. Never place unused product down any indoor or outdoor drain.</p>

**NOTICE:** Research and testing have determined that the "Directions for Use" are appropriate for the proper use of this product under expected conditions. The Buyer assumes responsibility for lack of performance or safety if not used according to the directions.

**\*Money Back Guarantee:** If you are not satisfied with this product, we will gladly refund your original purchase price.



[www.bayeradvanced.com](http://www.bayeradvanced.com)

A Business Group of Bayer CropScience, L.P.  
P.O. Box 12014, 2 T.W. Alexander Drive  
Research Triangle Park, North Carolina 27712

Lawn Herbicide 2Q RTS (MASTER) Approved 05/29/08, Notification 02/06/09

