

72155-85

6/29/2009

10811
Tacket



U.S. ENVIRONMENTAL PROTECTION AGENCY

Office of Pesticide Programs
Registration Division (7505P)
Ariel Rios Building
1200 Pennsylvania Ave., NW
Washington, D.C. 20460

NOTICE OF PESTICIDE:
Registration
 Reregistration
(under FIFRA, as amended)

EPA Reg.
Number:
72155-85

Date of Issuance:
JUN 29 2009

Term of Issuance:

Conditional

Name of Pesticide Product:

Lawn Herbicide 2Q
Ready-to -Use

Name and Address of Registrant (include ZIP Code):

Bayer Advanced
2 T W Alexander Drive
RTP, NC 27709

Note: Changes in labeling differing in substance from that accepted in connection with this registration must be submitted to and accepted by the Registration Division prior to use of the label in commerce. In any correspondence on this product always refer to the above EPA Registration Number.

On the basis of information furnished by the registrant, the above named pesticide is hereby registered/reregistered under the Federal Insecticide, Fungicide and Rodenticide Act. Registration is in no way to be construed as an endorsement or recommendation of this product by the Agency. In order to protect health and the environment, the Administrator, on his motion, may at any time suspend or cancel the registration of a pesticide in accordance with the Act. The acceptance of any name in connection with the registration of a product under this Act is not to be construed as giving the registrant a right to exclusive use of the name or to its use if it has been covered by others.

This product is reregistered in accordance with FIFRA sec. 4(g)(2)(C) provided that you:

1. Submit and or cite all data required for registration/re-registration review of your product when this Agency requires registrants of similar products to submit data.

Comments continued on page 2.

Signature of Approving Official:

Joanne I. Miller, Product Manager 23, HB, Registration Division

Date:

JUN 29 2009

- 2. On page 8, the following claims may be false or misleading; delete to comply with the Code of Federal Regulations, volume 40:156.10(5).
 - a. All-in-one Weed Solution
 - b. Weed Kill System
 - c. [Will Not] [Won't] Harm [Your] Lawn[s]†
 - d. All-in-One Lawn Weed Killer
 - e. Kills [Both] Broadleaf and [AND] Grass Weeds [in one [Easy]Step]
 - f. All-in-One Weed Killer for Lawns
 - g. Gets the Root
 - h. 100% Root Kill
 - i. Total Weed Kill
 - j. "When Your are Going to Kill Weeds, Why Not Get Them All [Broadleaf & Grass]
 - k. All-in-One Weed Killer
 - l. Kills Even Tough Weeds -roots & all
 - m. Weed Protection System

- 3. You must submit one copy of the final printed label before your release the product for shipment. Product shipped after 12 months from the date of this **Notice of Re-registration** must bear revised labeling reflecting the above comments.

If these conditions are not complied with, the registration will be subject to cancellation in accordance with FIFRA section 6(e). Your release for shipment of the product under the enclosed stamped copy of the label constitutes acceptance of these conditions. This labeling supersedes all previously accepted labeling. If you have any questions, you may call the Product Manager for this pesticide product registration.

(Front Panel)

Stamped 2/6/00
3 of 11

Bayer Advanced Lawn Herbicide 2Q Ready-To-Use

FOR OUTDOOR RESIDENTIAL USE ONLY

Active Ingredients:

2,4-D, dimethylamine salt	0.313%
Quinclorac	0.104%
Dicamba, dimethylamine salt	0.029%
Other Ingredients	99.554%
	100.000%

ACCEPTED
with COMMENTS
In EPA Letter Dated:

JUN 29 2009
Under the Federal Insecticide,
Fungicide, and Rodenticide Act
as amended, for the pesticide
registered under EPA Reg. No.

72155-85

THIS PRODUCT CONTAINS:

- 2,4-dichlorophenoxyacetic acid equivalent, 0.260%
- 3,7-dichloro-8-quinolinecarboxylic acid, 0.104%
- 3,6-dichloro-o-anisic acid equivalent, 0.024%

Isomer specific by AOAC Method

Note: If the design, format, or small size of the container labels makes it impractical to present the entire ingredient statement on the front panel, then add a referral statement and present this sub statement on the back panel:
"See back panel for substatement of ingredient statement."


KEEP OUT OF REACH OF CHILDREN

CAUTION

See back panel for additional precautionary statements

Editorial Note – [Bracketed text] is optional language

Net 24 fl oz. (709 mL), 1 gal (3.78L) or 1.3 gal (4.91L)



40911

(Back Panel)


Lawn Herbicide 2Q kills both broadleaf and grassy weeds in one easy step. The convenient formula kills dandelions, chickweeds, clovers, and crabgrass without harming your lawn. Ready-to-use – no mixing, no measuring, no messy cleanup. Rainproof in one hour. Controlling listed weeds in your lawn has never been easier!

READ THE LABEL FIRST!



QUICK FACTS

Editorial Note – Marketing Claims Positioned Here

KILLS	Broadleaf Weeds: Over 200+ types including Dandelions, Chickweeds, Clovers Grassy Weeds: Crabgrass, Foxtail and many others
WHERE TO USE	ON LAWNS without harming lawn grasses- Bermudagrass*, Buffalograss, Kentucky bluegrass, Rye grass, Fescue, Zoysia, and Bentgrass †(Do not use on Bahiagrass, Carpetgrass, Centipedegrass, St. Augustine [including Floratam], or Dichondra.)
	For questions or comments, call toll-free 1-877 BayerAG (1-877-229-3724) or visit our website at www.BayerAdvanced.com

Active Ingredients:

2,4-D, dimethylamine salt	0.313%
Quinclorac	0.104%
Dicamba, dimethylamine salt	0.029%
Other Ingredients	99.554%
	100.000%

THIS PRODUCT CONTAINS:


- 2,4-dichlorophenoxyacetic acid equivalent, 0.260%
- 3,7-dichloro-8-quinolinecarboxylic acid, 0.104%
- 3,6-dichloro-o-anisic acid equivalent, 0.024%

Isomer specific by AOAC Method

EPA Reg. No. 72155-85

EPA Est. No. XXX-AA-XX




*Application on Bermudagrass may cause temporary yellowing or discoloration but full recovery can be expected.



DIRECTIONS FOR USE	
It is a violation of Federal law to use this product in a manner inconsistent with its labeling.	
HOW TO USE Shake Well Before Use	<ul style="list-style-type: none"> • Turn spray nozzle to coarse spray. • Hold sprayer about 12 inches from weed, aim at center of weed and spray to lightly cover. •
WHEN TO APPLY	<ul style="list-style-type: none"> • Apply when weeds are [young[small] and] actively growing. • Apply when the daily high temperature doesn't exceed 90° F (85° F for Bermudagrass). • Rain or watering 1 hour after application will not wash away effectiveness.
[FOR BEST RESULTS]	<ul style="list-style-type: none"> • [Apply when wind is calm to avoid spray drift onto desirable plants (fruits, vegetables, flowers, ground covers, shrubs & trees).] • [Repeat application in 2 weeks if needed for hard-to-control weeds.] • [Do not apply while grass is emerging from winter dormancy.] • [Newly seeded lawns may be sprayed after the fourth mowing.] • [Bare spots may be seeded 4 weeks after using this product.] • [Do not mow for 1 – 2 days after spraying [to allow weed killer to move throughout the weed].] • [Leave grass clippings on the lawn from the first 3 mowings after using this product. Do not use as compost or mulch.] • [Apply when weeds are young and actively growing] • [Rain or watering 1 hour after application will not wash away effectiveness] • [If lawn is dry, water 1 to 2 days before using this product. (Weeds take up herbicides best when not under stress).]
REFILL	Add 1.6fl oz (3TBS) of [Alternate Brand Name of Lawn Herbicide 2Q Concentrate] to this empty [24 fl. oz.] container. Top off with water, screw the sprayer back on and shake well. Refill does not contain SmartTrack™ spray marker.
HOW IT WORKS	Lawn Herbicide 2Q contains three proven weed killers to control lawn weeds & crabgrass, roots and all. And it won't harm your lawn when used as directed. Weeds begin to die within [24] hours and are completely dead in 14 – 28 days.

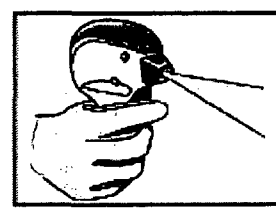
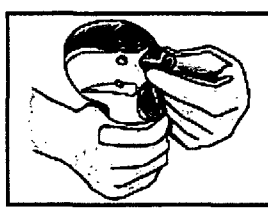
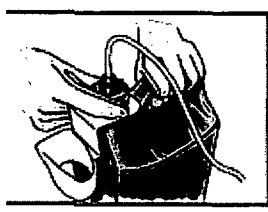
Editorial Note – [Bracketed text] is optional language

[optional instructions for use with 1 gal sprayer]

[For 1 gallon]		
		
ATTACH SPRAYER	SPRAY	AFTER USE
<ul style="list-style-type: none"> • Remove sprayer from bottle and extend hose. • Open flip-cap on bottle. • Insert hose and plug into flip-cap opening until it snaps into place. 	<ul style="list-style-type: none"> • Adjust nozzle to stream or spray position. • Point sprayer downward and squeeze trigger repeatedly until liquid is released. 	<ul style="list-style-type: none"> • Turn sprayer nozzle to X (off) position. • Do not unplug hose. • Return sprayer to bottle. Sprayer will snap into place.

[optional instructions for use with battery-operated 1.3 gal sprayer]

- **[Battery-operated trigger sprayer:** This product is applied directly from the container using the battery-operated trigger sprayer. The sprayer is packaged with the battery installed. To use, remove the cap from the container, insert the pickup tube and thread cap attached to pickup tube to the container. Move the safety lock located below the trigger to the "ON" position. Pull trigger, waiting several seconds for fluid to prime. Adjust the sprayer tip to deliver coarse spray droplets. To store, move the safety lock located below the trigger to the "LOCK" position.]



How to Attach Sprayer to Bottle

- Remove Power Sprayer from side carrier.
- Pull battery tab to remove.
- Fully extend hose from bottom of sprayer.
- Open flip-cap on bottle.
- Insert hose and plug into flip-cap opening until it snaps into place.

How to Spray

- Point Power Sprayer away from body.
- Adjust sprayer nozzle to desired setting.
- Squeeze trigger to dispense product.
- Sprayer may require several seconds to prime before spraying.

After Use

- Turn sprayer nozzle to X (off) position.
- Do not unplug hose.
- Return Power Sprayer to side carrier for storage.
- Do Not reuse Power Sprayer with any other product or on any other container.

Proper use of Batteries

- Never mix old batteries with new.
- Do Not mix Alkaline with Standard (carbon zinc) or Rechargeable (nickel cadmium) batteries.
- When replacing batteries, follow diagram inside battery compartment.
- When storing sprayer at end of season, remove batteries to prevent leakage.
- Follow manufacturer's recommendations for disposal of batteries.

Kills over 200 weeds including:		
Barnyardgrass	Field Bindweed	Red sorrel
Black medic	Filaree	Sheep sorrel
Broadleaf Signalgrass	Florida pusley	Speedwell
Carpetweeds	Foxtails	Spurges
Chickweeds	Ground ivy	Spurweed
Clovers	Heartleaf drymary	Thistles
Crabgrass	Henbit	Toadflax
Creeping Charlie	Kikuyugrass	Wild carrot
Cudweed	Oxalis	Wild garlic
Curly dock	Pennywort	Wild geranium
Dandelion	Plantains	Wild onion
English daisy	Purslane	& many other broadleaf weeds
False dandelion		(See appendix for a list of weeds controlled)



Do not apply this product in a way that will contact any person, pet either directly or through drift. Keep people and pets out of the area during application. Do not allow people or pets to enter the treated area until spray has dried.

PRECAUTIONARY STATEMENTS

CAUTION

Hazards to Humans and Domestic Animals

- Harmful if swallowed
- Causes moderate eye irritation.
- Avoid contact with eyes, skin, or clothing.
- When using this product, wear long-sleeved shirt, long pants, socks, shoes, and rubber gloves.

After using this product:

- Rinse gloves before removing and wash hands.
- If product gets on skin, wash thoroughly with soap and water
- If product gets on clothing, remove clothing as soon as possible and launder clothing separately before reuse.
- Wash thoroughly with soap and water after handling and before eating, drinking, chewing gum, or using tobacco.

FIRST AID +


If Swallowed	<ul style="list-style-type: none"> ▪ Call a poison control center or doctor immediately for treatment advice. ▪ Have person sip a glass of water if able to swallow. ▪ Do not induce vomiting unless told to do so by a poison control center or doctor. ▪ Do not give anything by mouth to an unconscious person.
If in Eyes	<ul style="list-style-type: none"> ▪ Hold eye open and rinse slowly and gently with water for 15 to 20 minutes. ▪ Remove contact lenses, if present, after the first 5 minutes, then continue rinsing eye. ▪ Call a poison control center or doctor for further treatment advice.

NOTE: When calling poison control center, have this product label accessible. If seeking treatment at an emergency room or doctor's office, bring this product label to show medical personnel. **You may call toll-free 1-877-229-3763 for medical emergency information.** Active Ingredients: 0.313% 2,4-D, dimethylamine salt (CAS # 2008-39-1), 0.029% Dicamba, dimethylamine salt (CAS # 2300-66-5), 0.104% Quinclorac (CAS # 84087-1-4).

ENVIRONMENTAL HAZARDS

- This pesticide is toxic to fish & aquatic invertebrates. Drift and runoff may be hazardous to aquatic organisms in water adjacent to treated areas. To protect the environment, do not allow pesticide to enter or run off into storm drains, drainage ditches, gutters or surface waters. Applying this product in calm weather when rain is not predicted for the next 24 hours will help to ensure that wind or rain does not blow or wash pesticide off the treatment area.
- This chemical has properties and characteristics associated with chemicals detected in groundwater. The use of this chemical in areas where soils are permeable, particularly where the water table is shallow, may result in groundwater contamination. Application around a cistern or well may result in contamination of drinking water or groundwater.

80f11

Important – Directions for Storage and Disposal	
Storage Conditions	Return spray nozzle to closed position. Store in original container in a cool, dry place, out of the reach of children, preferably a locked storage cabinet. Protect from freezing.
Disposal 	Non-refillable container. Do not reuse or refill this container unless the directions for use allow a different (concentrated) product to be diluted in the container. Offer for recycling if available.

NOTICE: Research and testing have determined that the "Directions for Use" are appropriate for the proper use of this product under expected conditions. The Buyer assumes responsibility for lack of performance or safety if not used according to the directions.

***Money Back Guarantee:** If you are not satisfied with this product, we will gladly refund your original purchase price.



A Business Group of Bayer CropScience, L.P.
P.O. Box 12014, 2 T.W. Alexander Drive
Research Triangle Park, North Carolina 27712

Lawn Herbicide 2Q (PENDING) 01/28/09

WEEDS CONTROLLED - Appendix

Annual Yellow Sweetclover	Clover, White	Mexicanweed	Spiny Amaranth
Aster	Cockle	Milk Vetch	Spiny Cocklebur
Austrian Fieldcress	Cocklebur	Morningglory	Spiny Sowthistle
Barnyardgrass	Common Mullein	Mouseear Hawkweed	Spotted Catsear
Bedstraw	Crabgrass, Large (Hairy)	Mugwort	Spotted Spurge
Beggarticks	Crabgrass, Small (Smooth)	Musk Thistle	Sprangletop
Bentgrass, Colonial	Creeping Charlie	Mustard	Spurweed
Bentgrass, Seaside	Creeping Jenny	Narrowleaf Plantain	Stinging Nettle
Betony, Florida	Cudweed	Narrowleaf Vetch	Strawberry, India Mock
Bindweed, Field	Curly Dock	Nettle	Tall Nettle
Bird Vetch	Daisy, English	Orange Hawkweed	Tall Vervain
Bitter Wintercress	Daisy, Fleabane	Oriental Cocklebur	Tansy Mustard
Bittercress, Hairy	Daisy, Oxeye	Oxalis	Tansy Ragwort
Bitterweed	Dandelion	Parsley-piert	Tanweed
Black-eyed Susan	Dichondra	Parsnip	Thistle
Black Medic	Dogbane	Pearlwort	Torpedograss
Black Mustard	Dogfennel	Pennycress	Trailing Crownvetch
Blackseed Plantain	Dollarweed	Pennywort	Tumble Mustard
Blessed Thistle	Elderberry	Peppergrass	Tumble Pigweed
Bloodflower Milkweed	False Dandelion	Pepperweed	Velvetleaf
Blue Lettuce	False Flax	Pigweed	Venice Mallow
Blue Vervain	False Sunflower	Pineywoods Bedstraw	Virginia Buttonweed
Bracted Plantain	Fiddleneck	Plains Coreopsis (Tickseed)	Virginia Creeper
Brassbuttons	Florida Pusley	Plantain	Virginia Pepperweed
Bristly Oxtongue	Foxtail, Giant	Poison Ivy	Water Pennywort
Broadleaf Dock	Foxtail, Green	Poison Oak	Wavyleaf Bullthistle
Broadleaf Plantain	Foxtail, Yellow	Pokeweed	Western Clematis
Broadleaf Signalgrass	Frenchweed	Poorjoe	Western Salsify
Broomweed	Galinsoga	Prairie Sunflower	White Mustard
Buckhorn	Goathead	Prickly Lettuce	Wild Aster
Buckhorn Plantain	Goldenrod	Prickly Sida	Wild Buckwheat
Bulbous Buttercup	Goosegrass	Prostrate Knotweed	Wild Carrot
Bull Thistle	Ground Ivy	Prostrate Pigweed	Wild Four-o'clock
Bullnettle	Gumweed	Prostrate Spurge	Wild Garlic
Burclover	Hairy Fleabane	Prostrate Vervain	Wild Geranium
Burdock	Hawkweed	Puncturevine	Wild Lettuce
Burning Nettle	Healall	Purslane, Common	Wild Marigold
Burweed	Heartleaf Drymary	Ragweed	Wild Mustard
Buttercup	Heath Aster	Red Sorrel	Wild Onion
Buttonweed	Hedge Bindweed	Redroot Pigweed	Wild Parsnip
Canada Thistle	Hedge Mustard	Redstem Filaree	Wild Radish
Carolina Geranium	Hemp	Rough Cinquefoil	Wild Rape
Carpetweed	Henbit	Rough Fleabane	Wild Strawberry
Catchweed Bedstraw	Hoary Cress	Russian Pigweed	Wild Sweet Potato
Catnip	Hoary Plantain	Russian Thistle	Wild Vetch
Catsear	Hoary Vervain	Scarlet Pimpernel	Wild Violet
Chickweed, Common	Horsenettle	Scotch Thistle	Woodsorrel
Chickweed, Mouseear	Jimsonweed	Sheep Sorrel	Wooly Croton
Chicory	Kikuyugrass	Shepherdspurse	Wooly Morningglory
Cinquefoil	Knawel	Slender Plantain	Wooly Plantain
Clover, Crimson	Knotweed	Smallflower Galinsoga	Wormseed
Clover, Hop	Kochia	Smooth Dock	Yarrow
Clover, Red	Lambsquarters	Smooth Pigweed	Yellow Rocket
Clover, Strawberry	Lespedeza	Sorrel	Yellowflower Pepperweed
Clover, Sweet	Mallow	Sowthistle	and other broadleaf weeds
	Matchweed	Spanishneedles	
		Speedwell	

Optional Marketing Claims - Appendix

- Kills Lawn Weeds plus Crabgrass in One [Easy] Step
- All-in-One Weed Solution
- Kills Crabgrass plus Broadleaf Weeds
- Two Products in One!
- Effective [Broadleaf] Weed Protection
- Effectively Protects Lawns from Broadleaf Weeds
- Weed Kill System
- Kills Listed Weeds
- Kills [Hard-to-Control] [Tough] Weeds
- [Will Not] [Won't] Harm [Your] Lawn[s]†
- Kills the Weeds, Not the Lawn†
- All-in-One Lawn Weed Killer
- Kills to the Root
- Systemic [Herbicide] [Activity]
- Kills [Both] Broadleaf and [AND] Grassy Weeds [in One [Easy] Step]
- All-in-One Weed Killer for Lawns
- Gets the Root
- Dual Action Weed Control – Kills the Plant and the Root
- 100% Root Kill
- Total Weed Kill
- Kills the Weed, Kills the Root
- Kills Weeds Not Lawn†
- Kills All Major Broadleaf Weeds
- Kills Weeds – Won't Harm Lawn†
- Two-in-One Product that Kills Crabgrass & Broadleaf Weeds
- Kills both Crabgrass & Broadleaf weeds
- Double [Dual] [Two-Way] Action – Kills Broadleaf and Crabgrass Weeds
- Kills Both Broadleaf and Crabgrass Weeds
- When You Are Going to Kill Weeds, Why Not Get Them All [Broadleaf & Grass]
- Kills Lawn Weeds Plus Crabgrass
- Two Types of Weeds; One Solution
- Kills Listed Weeds
- All-In-One Weed Killer
- Kills Even Tough Weeds – roots & all
- Kills Dandelion, Crabgrass, Clover, Plus [200] Other Weeds
- Controls over 200 Broadleaf Weeds
- Kills 200+ Weeds
- Kills Over 200 Weeds
- Starts Working on Contact
- Unique Formula
- Fast Results
- Kills Crabgrass & Other Weeds in Your Lawn
- Ideal for Spot Treatment
- Visible Results
- Kills Weeds Fast
- New! [NEW] [to be used for 1st season only]
- Brand New [Formula] [to be used for 1st season only]
- Protects Against All Major Broadleaf Weeds
- Tough Weed Protection
- Weed Protection System
- SmartTrack™ Marker Shows Treated Weeds
- Contains SmartTrack™, a Non-Staining Marker [that Indicates Where You've Sprayed]
- Rainproof in [1] hour [s]
- Guaranteed* Not to Harm Your Lawn†
- Guaranteed* Results

- Guaranteed* Not to Harm Lawns†
- Kills Weeds the First Time, Every Time, Guaranteed*
- 100% Satisfaction Guaranteed* (or your money back)
- *Money Back Guarantee: If you are not satisfied with this product, we will gladly refund your original purchase price.
- Refillable!
- [This Product is] For Spot Treatment Only

Optional claims - for use with battery-operated sprayer

- Easy to Use Power Sprayer
- Easy to Use
- No Pumping
- Battery Powered Sprayer
- Targets Weeds
- Fast Coverage
- Ideal for Small Areas
- No messy Cleanup
- Easy & Fast Coverage
- Faster [Coverage] Than Pull & Spray
- Just Point & Shoot
- Save Time & Energy
- Always Ready-To-Spray
- No More Squeeze, Squeeze, Squeeze
- The Easiest Way to Spray
- No Pulling – Just Point & Shoot
- No More Tired Hands
- No [More] Hand Fatigue
- Revolutionary [Applicator] [Sprayer]
- Control Lawn Weeds plus Crabgrass in your lawn with ease!