

72155-85

1/15/2009

1 of 13



UNITED STATES ENVIRONMENTAL PROTECTION AGENCY
WASHINGTON, D.C. 20460

OFFICE OF
PREVENTION, PESTICIDES AND
TOXIC SUBSTANCES

Gregory C. Mattern
Bayer Advanced
P.O. Box 12014
2 T. W. Alexander Drive
Research Triangle Park, NC 27709

JAN 15 2009

Subject: Label Notification(s) for Pesticide Registration Notices 2007-4, 2008-1, and 98-10
Adding graphical symbol to marketing claim

Dear Mr. Mattern:

The Agency is in receipt of your Application(s) for Pesticide Notification under Pesticide Registration Notice (PRN) 2007-4 and 2008-1 dated December 16, 2008 for:

EPA Registration 72155-85 Lawn Herbicide 2Q Ready-to-Use

The Registration Division (RD) has conducted a review of this request for applicability under PR Notice 2007-4 and 2008-1 and finds that the label changes requested falls within the scope of PR Notice 2007-4 and 2008-1. The label has been date-stamped "Notification" and will be placed in our records.

Please be reminded that 40 CFR Part 156.140(a)(4) requires that a batch code, lot number, or other code identifying the batch of the pesticide distributed and sold be placed on nonrefillable containers. The code may appear either on the label (and can be added by non-notification/PR Notice 98-10) or durably marked on the container itself.

If you have any questions, please contact me directly at 703-305-6249 or Nicole Williams of my staff at 703-308-5551.

Sincerely,

Linda Arrington
Notifications & Minor Formulations Team Leader
Registration Division (7505P)
Office of Pesticide Programs

2013



United States
Environmental Protection Agency
 Washington, DC 20460

<input type="checkbox"/>	Registration
<input type="checkbox"/>	Amendment
<input checked="" type="checkbox"/>	Other

OPP Identifier Number

Application for Pesticide - Section I

1. Company/Product Number 72155-85	2. EPA Product Manager Joanne Miller	3. Proposed Classification <input type="checkbox"/> None <input type="checkbox"/> Restricted
4. Company/Product (Name) Lawn Herbicide 2Q Ready-To-Use	PM# 23	
5. Name and Address of Applicant (Include ZIP Code) Bayer Advanced P.O. Box 12014, 2 T.W. Alexander Drive Research Triangle Park, NC 27709 <input type="checkbox"/> Check if this is a new address	6. Expedited Review. In accordance with FIFRA Section 3(c)(3) (b)(i), my product is similar or identical in composition and labeling to: NOTIFICATION EPA Reg. No. _____ JAN 15 2009 Product Name _____	

Section - II

<input type="checkbox"/> Amendment - Explain below.	<input type="checkbox"/> Final printed labels in response to Agency letter dated _____
<input type="checkbox"/> Resubmission in response to Agency letter dated _____	<input type="checkbox"/> "Me Too" Application.
<input checked="" type="checkbox"/> Notification - Explain below.	<input type="checkbox"/> Other - Explain below.

Explanation: Use additional page(s) if necessary. (For section I and Section II.)
 Notification of minor label modifications per PR Notices 2007-4, 2008-1, and 98.10. See attached Section II explanation.

Section - III

1. Material This Product Will Be Packaged in:			
Child-Resistant Packaging <input type="checkbox"/> Yes <input checked="" type="checkbox"/> No	Unit Packaging <input type="checkbox"/> Yes <input checked="" type="checkbox"/> No	Water Soluble Packaging <input type="checkbox"/> Yes <input checked="" type="checkbox"/> No	2. Type of Container <input type="checkbox"/> Metal <input checked="" type="checkbox"/> Plastic <input type="checkbox"/> Glass <input type="checkbox"/> Paper <input type="checkbox"/> Other (Specify) _____
* Certification must be submitted		If "Yes" Unit Packaging wgt. No. per container	If "Yes" Package wgt. No. per container
3. Location of Net Contents Information <input checked="" type="checkbox"/> Label <input type="checkbox"/> Container		4. Size(s) Retail Container 24 fl-oz, 1 gal, 1.3 gal	5. Location of Label Directions <input checked="" type="checkbox"/> Inside booklet
6. Manner in Which Label is Affixed to Product		<input checked="" type="checkbox"/> Lithograph Paper glued Stenciled	<input type="checkbox"/> Other _____

Section - IV

1. Contact Point (Complete items directly below for identification of individual to be contacted, if necessary, to process this application.)		
Name Gregory C. Mattern	Title Regulatory Product Manager	Telephone No. (Include Area Code) (919) 549-2630
Certification I certify that the statements I have made on this form and all attachments thereto are true, accurate and complete. I acknowledge that any knowingly false or misleading statement may be punishable by fine or imprisonment or both under applicable law.		6. Date Application Received (Stamped)
2. Signature	3. Title Regulatory Product Manager	
4. Typed Name Gregory C. Mattern	5. Date November 14, 2008	

3 of 13

Section II - Explanation

Please find enclosed a Notification of minor label modifications for **Lawn Herbicide 2Q Ready-To-Use**, EPA Reg. No. 72155-85, per PR Notices 2007-4, 2008-1, and 98-10. The specific purposes of this notification are as follows:

- (1) Updated the Disposal section of the label (page 6) according to PR Notice 2007-4. This notification is consistent with the guidance in PR Notice 2007-4 and the requirements of EPA's regulations at 40 CFR §§ 156.10, 156.140, 156.144, 156.146, and 156.156. Except for those noted in this explanation, no other changes have been made to the labeling or the Confidential Statement of Formula for this product. We understand that it is a violation of 18 U.S.C. Sec. 1001 to willfully make any false statement to EPA. We further understand that if the amended label is not consistent with the requirements of 40 CFR §§ 156.10, 156.140, 156.144, 156.146, and 156.156, this product may be in violation of FIFRA and we may be subject to enforcement action and penalties under sections 12 and 14 of FIFRA.
- (2) Updated the Environmental Hazard section of the label (page 5) according to PR Notice 2008-1. This notification is consistent with the guidance in PR Notice 2008-1 and the requirements of EPA's regulations at 40 CFR 156.10, 40 CFR 156.80 and 40 CFR 152.46, and except for those noted in this explanation, no other changes have been made to the labeling or the confidential statement of formula of this product. We understand that it is a violation of 18 U.S.C. Sec. 1001 to willfully make any false statement to EPA. We further understand that if this notification is not consistent with the guidance of PR Notice 2008-1 and the requirements of 40 CFR 156.10, 40 CFR 156.80 and 40 CFR 152.46, this product may be in violation of FIFRA and we may be subject to enforcement action and penalties under sections 12 and 14 of FIFRA."
- (3) Updated the optional instructions for the battery-operated 1.3 gal sprayer due to a change in the sprayer head, in accordance with PR Notice 98-10. This change in sprayer head does not result in any changes to the application rate or method or exposure. However there are slightly different connection, use and on/off directions. This notification is consistent with the provision of PR Notice 98-10 and EPA regulations at 40 CFR 152.46, and except for those noted in this explanation, no other changes have been made to the labeling or the confidential statement of formula of this product. We understand that it is a violation of 18 U.S.C. Sec. 1001 to willfully make any false statement to EPA. We further understand that if this notification is not consistent with the terms of PR Notice 98-10 and 40 CFR 152.46, this product may be in violation of FIFRA, and we could be subject to enforcement action and penalties under sections 12 and 14 of FIFRA.
- (4) Added a dagger symbol (†) to the marketing claim "[Will Not] [Won't] Harm [Your] Lawn[s]" on page 8 (Appendix) to match other similar claims on the label and to coincide with the note "Do not use on Bahiagrass, Carpetgrass, Centipodegrass,

5013

(Front Panel)

Bayer Advanced Lawn Herbicide 2Q Ready-To-Use

FOR OUTDOOR RESIDENTIAL USE ONLY

Active Ingredients:

2,4-D, dimethylamine salt.....	0.313%
Quinclorac.....	0.104%
Dicamba, dimethylamine salt.....	0.029%
Other Ingredients	99.554%
	100.000%

THIS PRODUCT CONTAINS:

- 2,4-dichlorophenoxyacetic acid equivalent, 0.260%
- 3,7-dichloro-8-quinolinecarboxylic acid, 0.104%
- 3,6-dichloro-o-anisic acid equivalent, 0.024%

Isomer specific by AOAC Method

NOTIFICATION

JAN 15 2009

Note: If the design, format, or small size of the container labels makes it impractical to present the entire ingredient statement on the front panel, then add a referral statement and present this sub statement on the back panel: **"See back panel for substatement of ingredient statement."**

KEEP OUT OF REACH OF CHILDREN

CAUTION

See back panel for additional precautionary statements

Editorial Note – [Bracketed text] is optional language

Net 24 fl oz. (709 mL), 1 gal (3.78L) or 1.3 gal (4.91L)



60213

(Back Panel)

Lawn Herbicide 2Q kills both broadleaf and grassy weeds in one easy step. The convenient formula kills dandelions, chickweeds, clovers, and crabgrass without harming your lawn. Ready-to-use – no mixing, no measuring, no messy cleanup. Rainproof in one hour. Controlling listed weeds in your lawn has never been easier!

READ THE LABEL FIRST!



QUICK FACTS	
<i>Editorial Note – Marketing Claims Positioned Here</i>	
KILLS	Broadleaf Weeds: Over 200+ types including Dandelions, Chickweeds, Clovers Grassy Weeds: Crabgrass, Foxtail and many others
WHERE TO USE	ON LAWNS without harming lawn grasses- Bermudagrass*, Buffalograss, Kentucky bluegrass, Rye grass, Fescue, Zoysia, and Bentgrass †(Do not use on Bahiagrass, Carpetgrass, Centipedegrass, St. Augustine [including Floratam], or Dichondra.)
 	For questions or comments, call toll-free 1-877 BayerAG (1-877-229-3724) or visit our website at www.BayerAdvanced.com

Active Ingredients:

2,4-D, dimethylamine salt.....	0.313%
Quinclorac.....	0.104%
Dicamba, dimethylamine salt.....	0.029%
Other Ingredients	99.554%
	100.000%

THIS PRODUCT CONTAINS:

- 2,4-dichlorophenoxyacetic acid equivalent, 0.260%
- 3,7-dichloro-8-quinolinecarboxylic acid, 0.104%
- 3,6-dichloro-o-anisic acid equivalent, 0.024%

Isomer specific by AOAC Method

EPA Reg. No. 72155-85




EPA Est. No. XXX-AA-XX

*Application on Bermudagrass may cause temporary yellowing or discoloration but full recovery can be expected.

DIRECTIONS FOR USE	
It is a violation of Federal law to use this product in a manner inconsistent with its labeling.	
HOW TO USE Shake Well Before Use	<ul style="list-style-type: none"> • Turn spray nozzle to coarse spray. • Hold sprayer about 12 inches from weed, aim at center of weed and spray to lightly cover. •
WHEN TO APPLY	<ul style="list-style-type: none"> • Apply when weeds are [young[small] and] actively growing. • Apply when the daily high temperature doesn't exceed 90° F (85° F for Bermudagrass). • Rain or watering 1 hour after application will not wash away effectiveness.
[FOR BEST RESULTS]	<ul style="list-style-type: none"> • [Apply when wind is calm to avoid spray drift onto desirable plants (fruits, vegetables, flowers, ground covers, shrubs & trees).] • [Repeat application in 2 weeks if needed for hard-to-control weeds.] • [Do not apply while grass is emerging from winter dormancy.] • [Newly seeded lawns may be sprayed after the fourth mowing.] • [Bare spots may be seeded 4 weeks after using this product.] • [Do not mow for 1 – 2 days after spraying [to allow weed killer to move throughout the weed].] • [Leave grass clippings on the lawn from the first 3 mowings after using this product. Do not use as compost or mulch.] • [Apply when weeds are young and actively growing] • [Rain or watering 1 hour after application will not wash away effectiveness] • [If lawn is dry, water 1 to 2 days before using this product. (Weeds take up herbicides best when not under stress).]
REFILL	Add 1.6fl oz (3TBS) of [Alternate Brand Name of Lawn Herbicide 2Q Concentrate] to this empty [24 fl. oz.] container. Top off with water, screw the sprayer back on and shake well. Refill does not contain SmartTrack™ spray marker.
HOW IT WORKS	Lawn Herbicide 2Q contains three proven weed killers to control lawn weeds & crabgrass, roots and all. And it won't harm your lawn when used as directed. Weeds begin to die within [24] hours and are completely dead in 14 – 28 days.

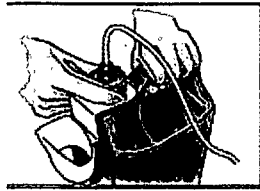
Editorial Note – [Bracketed text] is optional language

[optional instructions for use with 1 gal sprayer]

[For 1 gallon]		
		
ATTACH SPRAYER	SPRAY	AFTER USE
<ul style="list-style-type: none"> • Remove sprayer from bottle and extend hose. • Open flip-cap on bottle. • Insert hose and plug into flip-cap opening until it snaps into place. 	<ul style="list-style-type: none"> • Adjust nozzle to stream or spray position. • Point sprayer downward and squeeze trigger repeatedly until liquid is released. 	<ul style="list-style-type: none"> • Turn sprayer nozzle to X (off) position. • Do not unplug hose. • Return sprayer to bottle. Sprayer will snap into place.

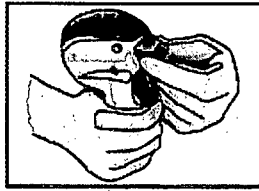
[optional instructions for use with battery-operated 1.3 gal sprayer]

- **[Battery-operated trigger sprayer:** This product is applied directly from the container using the battery-operated trigger sprayer. The sprayer is packaged with the battery installed. To use, remove the cap from the container, insert the pickup tube and thread cap attached to pickup tube to the container. Move the safety lock located below the trigger to the "ON" position. Pull trigger, waiting several seconds for fluid to prime. Adjust the sprayer tip to deliver coarse spray droplets. To store, move the safety lock located below the trigger to the "LOCK" position.]



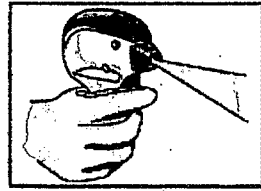
How to Attach Sprayer to Bottle

- Remove Power Sprayer from side carrier.
- Pull battery tab to remove.
- Fully extend hose from bottom of sprayer.
- Open flip-cap on bottle.
- Insert hose and plug into flip-cap opening until it snaps into place.




How to Spray

- Point Power Sprayer away from body.
- Adjust sprayer nozzle to desired setting.
- Squeeze trigger to dispense product.
- Sprayer may require several seconds to prime before spraying.



After Use

- Turn sprayer nozzle to X (off) position. Do not unplug hose.
- Return Power Sprayer to side carrier for storage.
- Do Not reuse Power Sprayer with any other product or on any other container.



Proper use of Batteries

- Never mix old batteries with new.
- Do Not mix Alkaline with Standard (carbon zinc) or Rechargeable (nickel cadmium) batteries.
- When replacing batteries, follow diagram inside battery compartment.
- When storing sprayer at end of season, remove batteries to prevent leakage.
- Follow manufacturer's recommendations for disposal of batteries.

Kills over 200 weeds including:		
Barnyardgrass	Field Bindweed	Red sorrel
Black medic	Filaree	Sheep sorrel
Broadleaf Signalgrass	Florida pusley	Speedwell
Carpetweeds	Foxtails	Spurges
Chickweeds	Ground ivy	Spurweed
Clovers	Heartleaf drymary	Thistles
Crabgrass	Henbit	Toadflax
Creeping Charlie	Kikuyugrass	Wild carrot
Cudweed	Oxalis	Wild garlic
Curly dock	Pennywort	Wild geranium
Dandelion	Plantains	Wild onion
English daisy	Purslane	& many other broadleaf weeds
False dandelion		(See appendix for a list of weeds controlled)



Do not apply this product in a way that will contact any person or pet, either directly or through drift. Keep people and pets out of the area during application.

PRECAUTIONARY STATEMENTS

CAUTION

Hazards to Humans and Domestic Animals

- Harmful if swallowed
- Causes moderate eye irritation.
- Avoid contact with eyes, skin, or clothing.
- When using this product, wear long-sleeved shirt, long pants, socks, shoes, and rubber gloves.

After using this product:

- Rinse gloves before removing and wash hands.
- If product gets on skin, wash thoroughly with soap and water
- If product gets on clothing, remove clothing as soon as possible and launder clothing separately before reuse.
- Wash thoroughly with soap and water after handling and before eating, drinking, chewing gum, or using tobacco.

FIRST AID +

If Swallowed

- Call a poison control center or doctor immediately for treatment advice.
- Have person sip a glass of water if able to swallow.
- Do not induce vomiting unless told to do so by a poison control center or doctor.
- Do not give anything by mouth to an unconscious person.


If in Eyes

- Hold eye open and rinse slowly and gently with water for 15 to 20 minutes.
- Remove contact lenses, if present, after the first 5 minutes, then continue rinsing eye.
- Call a poison control center or doctor for further treatment advice.

NOTE: When calling poison control center, have this product label accessible. If seeking treatment at an emergency room or doctor's office, bring this product label to show medical personnel. **You may call toll-free 1-877-229-3763 for medical emergency information.** Active Ingredients: 0.313% 2,4-D, dimethylamine salt (CAS # 2008-39-1), 0.029% Dicamba, dimethylamine salt (CAS # 2300-66-5), 0.104% Quinclorac (CAS # 84087-1-4).

ENVIRONMENTAL HAZARDS

- This pesticide is toxic to fish & aquatic invertebrates. Drift and runoff may be hazardous to aquatic organisms in water adjacent to treated areas. To protect the environment, do not allow pesticide to enter or run off into storm drains, drainage ditches, gutters or surface waters. Applying this product in calm weather when rain is not predicted for the next 24 hours will help to ensure that wind or rain does not blow or wash pesticide off the treatment area.
- This chemical has properties and characteristics associated with chemicals detected in groundwater. The use of this chemical in areas where soils are permeable, particularly where the water table is shallow, may result in groundwater contamination. Application around a cistern or well may result in contamination of drinking water or groundwater.

Important -- Directions for Storage and Disposal	
Storage Conditions	Return spray nozzle to closed position. Store in original container in a cool, dry place, out of the reach of children, preferably a locked storage cabinet. Protect from freezing
Disposal 	Non-refillable container. Do not reuse or refill this container unless the directions for use allow a different (concentrated) product to be diluted in the container. Offer for recycling if available.

NOTICE: Research and testing have determined that the "Directions for Use" are appropriate for the proper use of this product under expected conditions. The Buyer assumes responsibility for lack of performance or safety if not used according to the directions.

***Money Back Guarantee:** If you are not satisfied with this product, we will gladly refund your original purchase price.



A Business Group of Bayer CropScience, L.P.
 P.O. Box 12014, 2 T.W. Alexander Drive
 Research Triangle Park, North Carolina 27712

Lawn Herbicide 2Q (MASTER) Approved 04/14/08, Notification 05/29/08, Notification 07/02/08, Notification 11/14/08

WEEDS CONTROLLED - Appendix			
Annual Yellow Sweetclover	Clover, White	Mexicanweed	Spiny Amaranth
Aster	Cockle	Milk Vetch	Spiny Cocklebur
Austrian Fieldcress	Cocklebur	Morningglory	Spiny Sowthistle
Barnyardgrass	Common Mullein	Mouseear Hawkweed	Spotted Catsear
Bedstraw	Crabgrass, Large (Hairy)	Mugwort	Spotted Spurge
Beggarticks	Crabgrass, Small (Smooth)	Musk Thistle	Sprangletop
Bentgrass, Colonial	Creeping Charlie	Mustard	Spurweed
Bentgrass, Seaside	Creeping Jenny	Narrowleaf Plantain	Stinging Nettle
Betony, Florida	Cudweed	Narrowleaf Vetch	Strawberry, India Mock
Bindweed, Field	Curly Dock	Nettle	Tall Nettle
Bird Vetch	Daisy, English	Orange Hawkweed	Tall Vervain
Bitter Wintercress	Daisy, Fleabane	Oriental Cocklebur	Tansy Mustard
Bittercress, Hairy	Daisy, Oxeye	Oxalis	Tansy Ragwort
Bitterweed	Dandelion	Parsley-piert	Tanweed
Black-eyed Susan	Dichondra	Parsnip	Thistle
Black Medic	Dogbane	Pearlwort	Torpedograss
Black Mustard	Dogfennel	Pennywort	Trailing Crownvetch
Blackseed Plantain	Dollarweed	Peppercress	Tumble Mustard
Blessed Thistle	Elderberry	Pennywort	Tumble Pigweed
Bloodflower Milkweed	False Dandelion	Peppergrass	Tumble Pigweed
Blue Lettuce	False Flax	Pepperweed	Velvetleaf
Blue Vervain	False Sunflower	Pigweed	Venice Mallow
Bracted Plantain	Fiddleneck	Pineywoods Bedstraw	Virginia Buttonweed
Brassbuttons	Florida Pusley	Plains Coreopsis (Tickseed)	Virginia Creeper
Bristly Ox tongue	Foxtail, Giant	Plantain	Virginia Pepperweed
Broadleaf Dock	Foxtail, Green	Poison Ivy	Water Pennywort
Broadleaf Plantain	Foxtail, Yellow	Poison Oak	Wavyleaf Bullthistle
Broadleaf Signalgrass	Frenchweed	Pokeweed	Western Clematis
Broomweed	Gaifnsoga	Poppy	Western Salsify
Buckhorn	Goathead	Prairie Sunflower	White Mustard
Buckhorn Plantain	Goldenrod	Prickly Lettuce	Wild Aster
Bulbous Buttercup	Goosegrass	Prickly Sida	Wild Buckwheat
Bull Thistle	Ground Ivy	Prostrate Knotweed	Wild Carrot
Bullnettle	Gunweed	Prostrate Pigweed	Wild Four-o'clock
Burclover	Hairy Fleabane	Prostrate Spurge	Wild Garlic
Burdock	Hawkweed	Prostrate Vervain	Wild Geranium
Burning Nettle	Healall	Puncturevine	Wild Lettuce
Burweed	Heartleaf Drymary	Purstane, Common	Wild Marigold
Buttercup	Heath Aster	Ragweed	Wild Mustard
Buttonweed	Hedge Bindweed	Red Sorrel	Wild Onion
Canada Thistle	Hedge Mustard	Redroot Pigweed	Wild Parsnip
Carolina Geranium	Henbit	Rudbeckia	Wild Radish
Carpetweed	Hoary Cress	Rough Cinquefoil	Wild Rape
Catchweed Bedstraw	Hoary Plantain	Rough Fleabane	Wild Strawberry
Catnip	Hoary Vervain	Russian Pigweed	Wild Sweet Potato
Catsear	Horsenettle	Russian Thistle	Wild Vetch
Chickweed, Common	Johnsonweed	Scarlet Pimpernel	Wild Violet
Chickweed, Mouseear	Knapweed	Scotch Thistle	Woodsorrel
Chicory	Knotweed	Sheep Sorrel	Wooly Croton
Cinquefoil	Lambquarters	Shepherdspurse	Wooly Morningglory
Clover, Crimson	Lespedeza	Slender Plantain	Wooly Plantain
Clover, Hop	Yellow	Smallflower Galinsoga	Wormseed
Clover, Red	Matchweed	Smooth Dock	Yarrow
Clover, Strawberry		Smooth Pigweed	Yellow Rocket
Clover, Sweet		Sorrel	Yellowflower Pepperweed
		Sowthistle	and other broadleaf weeds
		Sourishneedles	
		Spewewell	

Optional Marketing Claims - Appendix

- Kills Lawn Weeds plus Crabgrass in One [Easy] Step
- All-in-One Weed Solution
- Kills Crabgrass plus Broadleaf Weeds
- Two Products in One!
- Effective [Broadleaf] Weed Protection
- Effectively Protects Lawns from Broadleaf Weeds
- Weed Kill System
- Kills Listed Weeds
- Kills [Hard-to-Control] [Tough] Weeds
- [Will Not] [Won't] Harm [Your] Lawn[s]†
- Kills the Weeds, Not the Lawn†
- All-in-One Lawn Weed Killer
- Kills to the Root
- Systemic [Herbicide] [Activity]
- Kills [Both] Broadleaf and [AND] Grassy Weeds [in One [Easy] Step]
- All-in-One Weed Killer for Lawns
- Gets the Root
- Dual Action Weed Control – Kills the Plant and the Root
- 100% Root Kill
- Total Weed Kill
- Kills the Weed, Kills the Root
- Kills Weeds Not Lawns†
- Kills All Major Broadleaf Weeds
- Kills Weeds – Won't Harm Lawns†
- Two-in-One Product that kills Crabgrass & Broadleaf Weeds
- Kills both Crabgrass & Broadleaf weeds
- Double [Dual] [Two-Way] Action – Kills Broadleaf and Grassy Weeds
- Kills Both Broadleaf and Grassy Weeds
- When You Are Going to Kill Weeds, Why Not Get Them All [Broadleaf & Grass]
- Kills Lawn Weeds Plus Crabgrass
- Two Types of Weeds; One Solution
- Kills Listed Weeds
- All-In-One Weed Killer
- Kills Even Tough Weeds – Roots & all
- Kills Dandelion, Crabgrass, Clover, Plus [200] Other Weeds
- Controls over 200 Broadleaf Weeds
- Kills 200+ Weeds
- Kills Over 200 Weeds
- Starts Working on Contact
- Unique Formula
- Fast Results
- Kills Crabgrass & Other Weeds in Your Lawn
- Ideal for Spot Treatment
- Visible Results
- Kills Weeds Fast
- New! [NEW] [to be used for 1st season only]
- Brand New [Formula] [to be used for 1st season only]
- Protects Against All Major Broadleaf Weeds
- Tough Weed Protection
- Weed Protection System
- SmartTrack™ Marker Shows Treated Weeds
- Contains SmartTrack™, a Non-Staining Marker [that Indicates Where You've Sprayed]
- Rainproof in [1] hour [s]
- Guaranteed* Not to Harm Your Lawn†
- Guaranteed* Results

- Guaranteed* Not to Harm Lawns†
- Kills Weeds the First Time, Every Time, Guaranteed*
- 100% Satisfaction Guaranteed* (or your money back)
- *Money Back Guarantee: If you are not satisfied with this product, we will gladly refund your original purchase price.
- Refillable!
- [This Product is] For Spot Treatment Only

Optional claims - for use with battery-operated sprayer

- Easy to Use Power Sprayer
- Easy to Use
- No Pumping
- Battery Powered Sprayer
- Targets Weeds
- Fast Coverage
- Ideal for Small Areas
- No messy Cleanup
- Easy & Fast Coverage
- Faster [Coverage] Than Pull & Spray
- Just Point & Shoot
- Save Time & Energy
- Always Ready-To-Spray
- No More Squeeze, Squeeze, Squeeze
- The Easiest Way to Spray
- 1. Filling – Just Point & Shoot
- No More Tired Hands
- No [More] Hand Fatigue
- Revolutionary [Applicator] [Sprayer]
- Control Lawn Weeds plus Crabgrass in your lawn with ease!

NOTIFICATION

JAN 15 2009