

72155-85

5/30/2008

10412



UNITED STATES ENVIRONMENTAL PROTECTION AGENCY  
WASHINGTON, D.C. 20460

OFFICE OF  
PREVENTION, PESTICIDES AND  
TOXIC SUBSTANCES

MAY 30 2008

Mr. Robyn Kneen  
Registrations Manager  
Bayer Advanced  
2 T.W. Alexander Drive  
Research Triangle Park, NC 27709

RE: Notification of an Alternate Brand Name: Bayer Advanced All-In-One Lawn Weed & Crabgrass Killer Ready-To-Use  
EPA Reg. No.: 72155-85  
Date of Submission: April 25, 2008

Dear Mr. Kneen:

The Agency is in receipt of your Application for Pesticide Notification under Pesticide Registration Notice (PRN) 98-10 dated April 25, 2008, for the product Lawn Herbicide 2Q Ready-to-Use. The Registration Division (RD) has conducted a review of this request for its applicability under PRN 98-10 and finds that the action requested fall within the scope of PRN 98-10. The label submitted with the application has been stamped "Notification" and will be placed in our records.

If you have any questions, please call me directly at 703-305-6249 or Joyce Edwards of my staff at 703-308-5479.

Sincerely,

A handwritten signature in black ink, appearing to be "Linda Arrington".

Linda Arrington  
Notifications & Minor Formulations Team Leader  
Registration Division (7505P)  
Office of Pesticide Programs



SIC



Use read instructions on reverse before completing form.

Form Approved. OMB No. 2070-0060

20f12

		United States <b>Environmental Protection Agency</b> Washington, DC 20460		<input type="checkbox"/> Registration <input type="checkbox"/> Amendment <input checked="" type="checkbox"/> Other		OPP Identifier Number	
<b>Application for Pesticide - Section I</b>							
1. Company/Product Number 72155-85			2. EPA Product Manager JoAnne Miller			3. Proposed Classification <input type="checkbox"/> None <input type="checkbox"/> Restricted	
4. Company/Product (Name) Lawn Herbicide 2Q Ready-to-Use			PM# 23				
5. Name and Address of Applicant (Include ZIP Code) Bayer Advanced 2 T W Alexander Drive RTP NC 27709  <input type="checkbox"/> Check if this is a new address			6. Expedited Review. In accordance with FIFRA Section 3(c)(3) (b)(i), my product is similar or identical in composition and labeling to: EPA Reg. No. _____ Product Name _____				
<b>Section - II</b>							
<input type="checkbox"/> Amendment - Explain below.				<input type="checkbox"/> Final printed labels in response to Agency letter dated _____			
<input type="checkbox"/> Resubmission in response to Agency letter dated _____				<input type="checkbox"/> "Me Too" Application.			
<input checked="" type="checkbox"/> Notification - Explain below.				<input type="checkbox"/> Other - Explain below.			
Explanation: Use additional page(s) if necessary. (For section I and Section II.) See Attached							
<b>Section - III</b>							
1. Material This Product Will Be Packaged In:							
Child-Resistant Packaging <input type="checkbox"/> Yes <input type="checkbox"/> No		Unit Packaging <input type="checkbox"/> Yes <input type="checkbox"/> No If "Yes" Unit Packaging wgt. No. per container		Water Soluble Packaging <input type="checkbox"/> Yes <input type="checkbox"/> No If "Yes" Package wgt. No. per container		2. Type of Container <input type="checkbox"/> Metal <input type="checkbox"/> Plastic <input type="checkbox"/> Glass <input type="checkbox"/> Paper <input type="checkbox"/> Other (Specify) _____	
* Certification must be submitted							
3. Location of Net Contents Information <input type="checkbox"/> Label <input type="checkbox"/> Container			4. Size(s) Retail Container		5. Location of Label Directions <input type="checkbox"/>		
6. Manner in Which Label is Affixed to Product <input type="checkbox"/> Lithograph <input type="checkbox"/> Paper glued <input type="checkbox"/> Stenciled			<input type="checkbox"/> Other _____				
<b>Section - IV</b>							
1. Contact Point (Complete items directly below for identification of individual to be contacted, if necessary, to process this application.)							
Name Robyn Kneen			Title Registrations Manager			Telephone No. (Include Area Code) 919-549-2412	
Certification I certify that the statements I have made on this form and all attachments thereto are true, accurate and complete. I acknowledge that any knowingly false or misleading statement may be punishable by fine or imprisonment or both under applicable law.						6. Date Application Received (Stamped)	
2. Signature 			3. Title Registrations Manager				
4. Typed Name Robyn Kneen			5. Date 04/25/2008				

30 of 12

Lawn Herbicide 2Q Ready-to-Use  
EPA Reg. No. 72155-85  
April 25, 2008

Page 1 of 1

## Section II - Explanation

Bayer Advanced is submitting a **Notification** of an alternate brand name for **Lawn Herbicide 2Q Ready-to-Use**, EPA Reg No. 72155-85.

The brand name is **Bayer Advanced All-In-One Lawn Weed & Crabgrass Killer<sup>1</sup> Ready-To-Use**

Enclosed is 1 copy of the product label.

This notification is consistent with the provision of PR Notice 98-10 and EPA regulations at 40 CFR 152.46, and no other changes have been made to the labeling or the confidential statement of formula of this product. I understand that it is a violation of 18 U.S.C. Sec. 1001 to willfully make any false statement to EPA. I further understand that if this notification is not consistent with the terms of PR Notice 98-10 and 40 CFR 152.46, this product may be in violation of FIFRA and I may be subject to enforcement action and penalties under sections 12 and 14 of FIFRA.

30 of 12

4 of 12

(Front Panel)

# Bayer Advanced All-In-One Lawn Weed & Crabgrass Killer<sup>1</sup> Ready-To-Use

FOR OUTDOOR RESIDENTIAL USE ONLY

---

**Active Ingredients:**

2,4-D, dimethylamine salt.....	0.313%
Quinclorac .....	0.104%
Dicamba, dimethylamine salt.....	0.029%
<b>Other Ingredients</b> .....	<u>99.554%</u>
	100.000%

---

**THIS PRODUCT CONTAINS:**

2,4-dichlorophenoxyacetic acid equivalent, 0.260%  
3,7-dichloro-8-quinolinecarboxylic acid, 0.104%  
3,6-dichloro-o-anisic acid equivalent, 0.024%

Isomer specific by AOAC Method

Note: If the design, format, or small size of the container labels makes it impractical to present the entire ingredient statement on the front panel, then add a referral statement and present this sub statement on the back panel:  
**"See back panel for substatement of ingredient statement."**


**KEEP OUT OF REACH OF CHILDREN**

**CAUTION**

**See back panel for additional precautionary statements**

*Editorial Note – [Bracketed text] is optional language*

Net 24 fl oz. (709 mL), 1 gal (3.78L) or 1.3 gal (4.91L)





5 of 12

**(Back Panel)**

This product kills both broadleaf and grassy weeds in one easy step. The convenient formula kills dandelions, chickweeds, clovers, and crabgrass without harming your lawn. Ready-to-use – no mixing, no measuring, no messy cleanup. Rainproof in one hour. Controlling weeds in your lawn has never been easier!

**READ THE LABEL FIRST!**



<b>QUICK FACTS</b>	
<i>Editorial Note – Marketing Claims Positioned Here</i>	
<b>KILLS</b>	Broadleaf Weeds: Over 200+ types including Dandelions, Chickweeds, Clovers Grassy Weeds: Crabgrass, Foxtail and many others
<b>WHERE TO USE</b>	ON LAWNS without harming lawn grasses- Bermudagrass*, Buffalograss, Kentucky bluegrass, Rye grass, Fescue, Zoysia, and Bentgrass †(Do not use on Bahiagrass, Carpetgrass, Centipedegrass, St. Augustine [including Floratam], or Dichondra.)
 	For questions or comments, call toll-free 1-877 BayerAG (1-877-229-3724) or visit our website at <a href="http://www.BayerAdvanced.com">www.BayerAdvanced.com</a>

**Active Ingredients:**

2,4-D, dimethylamine salt .....	0.313%
Quinclorac .....	0.104%
Dicamba, dimethylamine salt .....	0.029%
<b>Other Ingredients</b> .....	<b>99.554%</b>
	<b>100.000%</b>

**THIS PRODUCT CONTAINS:**


- 2,4-dichlorophenoxyacetic acid equivalent, 0.260%
- 3,7-dichloro-8-quinolinecarboxylic acid, 0.104%
- 3,6-dichloro-o-anisic acid equivalent, 0.024%


Isomer specific by AOAC Method

EPA Reg. No. 72155-85

EPA Est. No. XXX-AA-XX




\*Application on Bermudagrass may cause temporary yellowing or discoloration but full recovery can be expected.



DIRECTIONS FOR USE	
It is a violation of Federal law to use this product in a manner inconsistent with its labeling.	
<b>BEFORE YOU USE</b> Read and follow these directions when using	<ul style="list-style-type: none"> <li>Do not apply near lakes, streams, rivers or ponds</li> <li>Apply when wind is calm to avoid spray drift onto desirable plants (fruits, vegetables, flowers, ground covers, shrubs &amp; trees)</li> <li>Apply when the daily high temperature doesn't exceed 90°F (85°F for Bermudagrass)</li> </ul>
<b>HOW TO APPLY</b>  <b>Shake Well Before Use</b>	<ul style="list-style-type: none"> <li>Turn spray nozzle to coarse spray.</li> <li>Hold sprayer about 12 inches from weed, aim at center of weed and spray to lightly cover.</li> <li>SmartTrack™ non-staining marker indicates where product was applied.</li> </ul> 
<b>[FOR BEST RESULTS]</b>	<ul style="list-style-type: none"> <li>[Repeat application in 2 weeks if needed for hard-to-control weeds.]</li> <li>[Do not apply while grass is emerging from winter dormancy.]</li> <li>[Newly seeded lawns may be sprayed after the fourth mowing.]</li> <li>[Bare spots may be seeded 4 weeks after using this product.]</li> <li>[Do not mow for 1 – 2 days after spraying [to allow weed killer to move throughout the weed].</li> <li>[Leave grass clippings on the lawn from the first 3 mowings after using this product. Do not use as compost or mulch.]</li> <li>[Apply when weeds are young and actively growing]</li> <li>[Rain or watering 1 hour after application will not wash away effectiveness]</li> <li>[If lawn is dry, water 1 to 2 days before using this product. (Weeds take up herbicides best when not under stress).]</li> </ul>
<b>REFILL</b>	Add 1.2 fl. oz. (7 ¼ teaspoons) of 'EH-1432 Herbicide' to this empty [24 fl. oz.] container. Top off with water, screw the sprayer back on and shake well. Refill does not contain SmartTrack™ spray marker.
<b>HOW IT WORKS</b>	This product contains three proven weed killers to control lawn weeds & crabgrass, roots and all. And it won't harm your lawn when used as directed. [Weeds begin to die within [24] hours and are completely dead in 14 – 28 days].

Editorial Note – [Bracketed text] is optional language

[optional instructions for use with 1 gal sprayer]

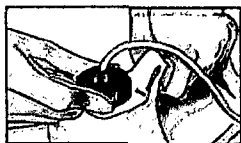
[For 1 gallon]		
		
<b>ATTACH SPRAYER</b> <ul style="list-style-type: none"> <li>Remove sprayer from bottle and extend hose.</li> <li>Open flip-cap on bottle.</li> <li>Insert hose and plug into flip-cap opening until it snaps into place.</li> </ul>	<b>SPRAY</b> <ul style="list-style-type: none"> <li>Adjust nozzle to stream or spray position.</li> <li>Point sprayer downward and squeeze trigger repeatedly until liquid is released.</li> </ul>	<b>AFTER USE</b> <ul style="list-style-type: none"> <li>Turn sprayer nozzle to X (off) position.</li> <li>Do not unplug hose.</li> <li>Return sprayer to bottle. Sprayer will snap into place.</li> </ul>

7 of 12

[optional instructions for use with battery-operated 1.3 gal sprayer]

- **[Battery-operated trigger sprayer:** This product is applied directly from the container using the battery-operated trigger sprayer. The sprayer is packaged with the battery installed. To use, remove the cap from the container, insert the pickup tube and thread cap attached to pickup tube to the container. Move the safety lock located below the trigger to the "ON" position. Pull trigger, waiting several seconds for fluid to prime. Adjust the sprayer tip to deliver coarse spray droplets. To store, move the safety lock located below the trigger to the "LOCK" position.]

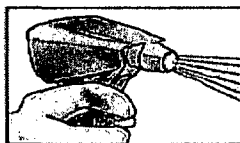
## IMPORTANT! – READ BEFORE USE



**How to Attach Sprayer to Bottle** ■ Remove Power Sprayer and hose from side carrier. ■ Replace bottle cap with cap attached to Power Sprayer hose.




**Prepare to Spray** ■ Point Sprayer away from body. ■ Adjust nozzle to desired setting. Do not turn past "X" position. ■ Slide safety switch to ON position.



**Spray** ■ Squeeze trigger to dispense product. Sprayer may require several seconds to prime before spraying.


### After Use

■ Slide safety switch to LOCK position. ■ Return Power Sprayer to side carrier for storage.



**4 AA Batteries Included**  
For important battery information – see booklet.

## PROPER USE OF BATTERIES



- Never mix old batteries with new.
- Do Not mix Alkaline with Standard (carbon zinc) or Rechargeable (nickel cadmium) batteries.
- When replacing batteries, follow diagram inside battery compartment that is located at the bottom of the sprayer.
- When storing sprayer at end of season, remove batteries to prevent leakage.
- Follow manufacturer's recommendations for disposal of batteries.

## Kills over 200 weeds including:

Barnyardgrass

Black medic

Broadleaf Signalgrass

Carpetweeds

Chickweeds

Clovers

Crabgrass

Creeping Charlie

Cudweed

Curly dock

Dandelion

English daisy

False dandelion

Field Bindweed

Filaree

Florida pusley

Foxtails

Ground ivy

Heartleaf drymary

Henbit

Kikuyugrass

Oxalis

Pennywort

Plantains

Purslane

Red sorrel

Sheep sorrel

Speedwell

Spurges

Spurweed

Thistles

Toadflax

Wild carrot

Wild garlic

Wild geranium

Wild onion

& many other broadleaf weeds  
(See appendix for a list of weeds controlled)



Do not apply this product in a way that will contact any person or pet, either directly or through drift. Keep people and pets out of the area during application.

## PRECAUTIONARY STATEMENTS

### CAUTION

#### Hazards to Humans and Domestic Animals

- Harmful if swallowed
- Causes moderate eye irritation.
- Avoid contact with eyes, skin, or clothing.
- When using this product, wear long-sleeved shirt, long pants, socks, shoes, and rubber gloves.

After using this product:

- Rinse gloves before removing and wash hands.
- If product gets on skin, wash thoroughly with soap and water
- If product gets on clothing, remove clothing as soon as possible and launder clothing separately before reuse.
- Wash thoroughly with soap and water after handling and before eating, drinking, chewing gum, or using tobacco.

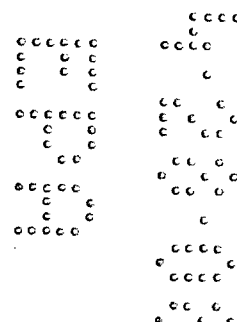
### FIRST AID +

<b>If Swallowed</b>	<ul style="list-style-type: none"><li>▪ Call a poison control center or doctor immediately for treatment advice.</li><li>▪ Have person sip a glass of water if able to swallow.</li><li>▪ Do not induce vomiting unless told to do so by a poison control center or doctor.</li><li>▪ Do not give anything by mouth to an unconscious person.</li></ul>
<b>If in Eyes</b>	<ul style="list-style-type: none"><li>▪ Hold eye open and rinse slowly and gently with water for 15 to 20 minutes.</li><li>▪ Remove contact lenses, if present, after the first 5 minutes, then continue rinsing eye.</li><li>▪ Call a poison control center or doctor for further treatment advice.</li></ul>

**NOTE:** When calling poison control center, have this product label accessible. If seeking treatment at an emergency room or doctor's office, bring this product label to show medical personnel. **You may call toll-free 1-877-229-3763 for medical emergency information.** Active Ingredients: 0.313% 2,4-D, dimethylamine salt (CAS # 2008-39-1), 0.029% Dicamba, dimethylamine salt (CAS # 2300-66-5), 0.104% Quinclorac (CAS # 84087-1-4).


## ENVIRONMENTAL HAZARDS

- This pesticide is toxic to fish & aquatic invertebrates. Do not apply directly to water, to areas where surface water is present, or to intertidal areas below the mean high water mark except as noted on appropriate labels.
- Drift and runoff may be hazardous to aquatic organisms in water adjacent to treated areas. Do not contaminate water when disposing of equipment wash waters or rinsate.
- This chemical has properties and characteristics associated with chemicals detected in groundwater. The use of this chemical in areas where soils are permeable, particularly where the water table is shallow, may result in groundwater contamination. Application around a cistern or well may result in contamination of drinking water or groundwater.





90812

Important – Directions for Storage and Disposal	
<b>Storage Conditions</b>	Return spray nozzle to closed position. Store in original container in a cool, dry place, out of the reach of children, preferably a locked storage cabinet. Protect from freezing.
<b>Disposal</b> 	<b>If empty:</b> Do not reuse this container except to refill with EH-1432 Herbicide. Place empty container in trash or offer for recycling if available.  <b>If partly filled:</b> Call your local solid waste agency or toll free 1-877-229-3724 for disposal instructions. Never place unused product down any indoor or outdoor drain.


**NOTICE:** Research and testing have determined that the "Directions for Use" are appropriate for the proper use of this product under expected conditions. The Buyer assumes responsibility for lack of performance or safety if not used according to the directions.

**\*Money Back Guarantee:** If you are not satisfied with this product, we will gladly refund your original purchase price.



[www.bayeradvanced.com](http://www.bayeradvanced.com)  
A Business Group of Bayer CropScience, L.P.  
P.O. Box 12014, 2 T.W. Alexander Drive  
Research Triangle Park, North Carolina 27712

BA All-In-One Lawn Weed & Crabgrass Killer (MASTER) Approved 04/14/08, Notification 04/25/08




# WEEDS CONTROLLED - Appendix

Annual Yellow Sweetclover	Clover, White	Mexicanweed	Spiny Amaranth
Aster	Cockle	Milk Vetch	Spiny Cocklebur
Austrian Fieldcress	Cocklebur	Morningglory	Spiny Sowthistle
Barnyardgrass	Common Mullein	Mouseear Hawkweed	Spotted Catsear
Bedstraw	Crabgrass, Large (Hairy)	Mugwort	Spotted Spurge
Beggarticks	Crabgrass, Small (Smooth)	Musk Thistle	Sprangletop
Bentgrass, Colonial	Creeping Charlie	Mustard	Spurweed
Bentgrass, Seaside	Creeping Jenny	Narrowleaf Plantain	Stinging Nettle
Betony, Florida	Cudweed	Narrowleaf Vetch	Strawberry, India Mock
Bindweed, Field	Curly Dock	Nettle	Tall Nettle
Bird Vetch	Daisy, English	Orange Hawkweed	Tall Vervain
Bitter Wintercress	Daisy, Fleabane	Oriental Cocklebur	Tansy Mustard
Bittercress, Hairy	Daisy, Oxeye	Oxalis	Tansy Ragwort
Bitterweed	Dandelion	Parsley-piert	Tanweed
Black-eyed Susan	Dichondra	Parsnip	Thistle
Black Medic	Dogbane	Pearlwort	Torpedograss
Black Mustard	Dogfennel	Pennycress	Trailing Crownvetch
Blackseed Plantain	Dollarweed	Pennywort	Tumble Mustard
Blessed Thistle	Elderberry	Peppergrass	Tumble Pigweed
Bloodflower Milkweed	False Dandelion	Pepperweed	Velvetleaf
Blue Lettuce	False Flax	Pigweed	Venice Mallow
Blue Vervain	False Sunflower	Pineywoods Bedstraw	Virginia Buttonweed
Bracted Plantain	Fiddleneck	Plains Coreopsis (Tickseed)	Virginia Creeper
Brassbuttons	Florida Pusley	Plantain	Virginia Pepperweed
Bristly Oxtongue	Foxtail, Giant	Poison Ivy	Water Pennywort
Broadleaf Dock	Foxtail, Green	Poison Oak	Wavyleaf Bullthistle
Broadleaf Plantain	Foxtail, Yellow	Pokeweed	Western Clematis
Broadleaf Signalgrass	Frenchweed	Poorjoe	Western Salsify
Broomweed	Galinsoga	Prairie Sunflower	White Mustard
Buckhorn	Goathead	Prickly Lettuce	Wild Aster
Buckhorn Plantain	Goldenrod	Prickly Sida	Wild Buckwheat
Bulbous Buttercup	Goosegrass	Prostrate Knotweed	Wild Carrot
Bull Thistle	Ground Ivy	Prostrate Pigweed	Wild Four-o'clock
Bullnettle	Gumweed	Prostrate Spurge	Wild Garlic
Burclover	Hairy Fleabane	Prostrate Vervain	Wild Geranium
Burdock	Hawkweed	Puncturevine	Wild Lettuce
Burning Nettle	Healall	Purslane, Common	Wild Marigold
Burweed	Heartleaf Drymary	Ragweed	Wild Mustard
Buttercup	Heath Aster	Red Sorrel	Wild Onion
Buttonweed	Hedge Bindweed	Redroot Pigweed	Wild Parsnip
Canada Thistle	Hedge Mustard	Redstem Filaree	Wild Radish
Carolina Geranium	Hemp	Rough Cinquefoil	Wild Rape
Carpetweed	Henbit	Rough Fleabane	Wild Strawberry
Catchweed Bedstraw	Hoary Cress	Russian Pigweed	Wild Sweet Potato
Catnip	Hoary Plantain	Russian Thistle	Wild Vetch
Catsear	Hoary Vervain	Scarlet Pimpernel	Wild Violet
Chickweed, Common	Horsenettle	Scotch Thistle	Woodsorrel
Chickweed, Mouseear	Jimsonweed	Sheep Sorrel	Wooly Croton
Chicory	Kikuyugrass	Shepherdspurse	Wooly Morningglory
Cinquefoil	Knawel	Slender Plantain	Wooly Plantain
Clover, Crimson	Knotweed	Smallflower Galinsoga	Wormseed
Clover, Hop	Kochia	Smooth Dock	Yarrow
Clover, Red	Lambsquarters	Smooth Pigweed	Yellow Rocket
Clover, Strawberry	Lespedeza	Sorrel	Yellowflower Pepperweed
Clover, Sweet	Mallow	Sowthistle	and other broadleaf weeds
	Matchweed	Spanishneedles	
		Speedwell	

## Optional Marketing Claims - Appendix

- Kills Lawn Weeds plus Crabgrass in One [Easy] Step
- All-in-One Weed Solution
- Kills Crabgrass plus Broadleaf Weeds
- Two Products in One!
- Effective [Broadleaf] Weed Protection
- Effectively Protects Lawns from Broadleaf Weeds
- Weed Kill System
- Kills Listed Weeds
- Kills [Hard-to-Control] [Tough] Weeds
- [Will Not] [Won't] Harm [Your] Lawn[s]
- Kills the Weeds, Not the Lawn†
- All-in-One Lawn Weed Killer
- Kills to the Root
- Systemic [Herbicide] [Activity]
- Kills [Both] Broadleaf and [AND] Grassy Weeds [in One [Easy] Step]
- All-in-One Weed Killer for Lawns
- Gets the Root
- Dual Action Weed Control – Kills the Plant and the Root
- 100% Root Kill
- Total Weed Kill
- Kills the Weed, Kills the Root
- Kills Weeds Not Lawns†
- Kills All Major Broadleaf Weeds
- Kills Weeds – Won't Harm Lawns†
- Two-in-One Product that Kills Crabgrass & Broadleaf Weeds
- Kills both Crabgrass & Broadleaf weeds
- Double [Dual] [Two-Way] Action – Kills Broadleaf and Crabgrass Weeds
- Kills Both Broadleaf and Crabgrass Weeds
- When You Are Going to Kill Weeds, Why Not Get Them All [Broadleaf & Grass]
- Kills Lawn Weeds Plus Crabgrass
- Two Types of Weeds; One Solution
- Kills Listed Weeds
- All-In-One Weed Killer
- Kills Even Tough Weeds – roots & all
- Kills Dandelion, Crabgrass, Clover, Plus [200] Other Weeds
- Controls over 200 Broadleaf Weeds
- Kills 200+ Weeds
- Kills Over 200 Weeds
- Starts Working on Contact
- Unique Formula
- Fast Results
- Kills Crabgrass & Other Weeds in Your Lawn
- Ideal for Spot Treatment
- Visible Results
- Kills Weeds Fast
- New! [NEW] [to be used for 1<sup>st</sup> season only]
- Brand New [Formula] [to be used for 1<sup>st</sup> season only]
- Protects Against All Major Broadleaf Weeds
- Tough Weed Protection
- Weed Protection System
- SmartTrack™ Marker Shows Treated Weeds
- Contains SmartTrack™, a Non-Staining Marker [that Indicates Where You've Sprayed]
- Rainproof in [1] hour [s]
- Guaranteed\* Not to Harm Your Lawn†
- Guaranteed\* Results



- Guaranteed\* Not to Harm Lawns†
- Kills Weeds the First Time, Every Time, Guaranteed\*
- 100% Satisfaction Guaranteed\* (or your money back)
- \*Money Back Guarantee: If you are not satisfied with this product, we will gladly refund your original purchase price.

#### **Optional claims - for use with battery-operated sprayer**

- Easy to Use Power Sprayer
- Easy to Use
- No Pumping
- Battery Powered Sprayer
- Targets Weeds
- Fast Coverage
- Ideal for Small Areas
- No messy Cleanup
- Easy & Fast Coverage
- Faster [Coverage] Than Pull & Spray
- Just Point & Shoot
- Save Time & Energy
- Always Ready-To-Spray
- No More Squeeze, Squeeze, Squeeze
- The Easiest Way to Spray
- No Pulling – Just Point & Shoot
- No More Tired Hands
- No [More] Hand Fatigue
- Revolutionary [Applicator] [Sprayer]
- Control Lawn Weeds plus Crabgrass in your lawn with ease!

