

72155-74



4-11-2008  
**UNITED STATES ENVIRONMENTAL PROTECTION AGENCY**

WASHINGTON, D.C. 20460

1/7

11 APR 2008

OFFICE OF  
PREVENTION, PESTICIDES  
AND TOXIC SUBSTANCES

Ms. Robyn Kneen  
Registrations Manager  
Bayer Advanced  
2 T W Alexander Drive  
RTP, NC 27709

Dear Ms. Kneen:

SUBJECT: Crabgrass Killer Ready-To-Spray Herbicide  
EPA Registration No 72155-74  
Application and Letter Dated: January 18, 2008  
Request To Amend Labeling as Described on Attachment  
to Application; and Your Letter Dated March 14, 2008


The subject application to amend the labeling of "Crabgrass Killer Ready-To-Spray Herbicide has been reviewed and found acceptable under the Federal Insecticide, Fungicide and Rodenticide Act, as amended; provided that the labeling is revised as follows:

1. As the name of the active ingredient is a common name, to comply with PR Notice 97-5 IV (D) the CAS Number should be a foot note to the ingredient statement. If there is not enough room on the front panel for the CAS Number, you may place it in parenthesis following the common name. Please remove the edit note: "If required . . .".
2. On page 2, the added "Where To Use "[Optional for Ornamental Use Products]" may be used provided that it gives options that are "outdoor residential" use sites. Final printed labeling reflecting the information added must be submitted to this Agency prior to shipment under the use of this option.
3. On page 4, second bullet, the number of applications per year must not exceed 3. Therefore, revise the directions for use in the control of Bermudagrass to allow only 3 application per year. A "use restriction" stating: "Do not make more than 3 applications per year" must be added to the "Direction of Use" section of this labeling.

4. Submit one copy final printed labeling for "Crabgrass Killer Ready-To-Spray Herbicide" reflecting the revised labeling comments above.

If these conditions are not complied with, this registration will be subject to cancellation in accordance with FIFRA, section 6(e). Your release for shipment under this labeling constitutes acceptance of these conditions. A stamped copy of the label that is to be revised is enclosed for your records. Your response to the above comments must conform with the EPA "General Information on Applying for Registration of Pesticides in the United States", Second Edition, August 1992. Please use EPA Application Form 8570-1 completed in required detail.

Sincerely yours,



Joanne I. Miller  
Product Manager (23)  
Herbicide Branch  
Registration Division (7505P)

Enclosure

3/7

(Front Panel)

# Crabgrass Killer Ready-To-Spray Herbicide

to be selected from the following list.

- (Systemic herbicide) Kills crabgrass to the root
- Kills crabgrass and other grass weeds to the root
- Kills crabgrass and other listed weeds in one easy step
- Kills crabgrass (and other listed grass weeds) – roots and all
- Will not harm listed lawns†
- Kills the weed, but won't harm listed lawns†
- Pre-mixed and ready to spray
- No mixing and measuring
- Just hook to hose (and spray)
- Kills post emergent listed grass weeds
- Even kills large Crabgrass(..to the root)
- Even kills hard to control crabgrass
- Systemic activity kills to the root
- (Exclusive) (Proprietary) Formula (even kills large crabgrass)
- One quart covers 5,000 square feet.
- Miss your pre-emergent weed application? It's not too late to stop crabgrass. Kills post emergent grass weeds
- Stop crabgrass now
- Now you can control (post emergent) crabgrass
- Can be used throughout growing season
- Eliminates crabgrass so your lawn can flourish
- Can be used around established ornamental flowers and shrubs
- Eliminates grass weeds around ornamental flowers, trees and shrubs – won't harm the ornamentals
- Rainproof in one hour
- Treat your whole lawn
- [Curbs] [Knocks back] [Controls] Bermudagrass
- Controls Bermudagrass In Lawns
- Even Controls Crabgrass
- Controls Bermudagrass & Crabgrass in One Easy Step
- Won't Harm listed Lawns† (When used as Directed)
- Can be used Around (most)(many)(a wide range of) Flowers, Trees and Shrubs
- Controls the Weed, but Won't Harm listed Lawn† (when used as directed)
- Attach to Hose and Spray
- 100% Satisfaction Guaranteed\* (Or Your Money Back)
- Won't Harm Your Lawn† (When used as directed)
- Won't Harm Lawns† (When used as directed)
- One Pint Treats 2,500 Square feet
- New!
- Hook to Hose and go!
- Kills grass weeds in flower beds

† For use on Kentucky Bluegrass<sup>1</sup>, Perennial Ryegrass, and Fescue (fine & tall) Lawns. Not for use on Bermudagrass, Bentgrass, St. Augustine (including Floratam), Centipede, Bahia or Zoysiagrass Lawns

**Active Ingredients:**

Fenoxaprop-p-ethyl\*.....0.41%

**Other Ingredients**.....99.59%

100.00%

\*CAS No. 71283-80-2

[If required, due to the size of packing, this substatement will be presented on the back panel]

Net Contents 32 fl. oz. (946 mL)

**KEEP OUT OF REACH OF CHILDREN  
CAUTION**

See back panel for additional precautionary statements

**ACCEPTED  
with COMMENTS  
In EPA Letter Dated:  
11 APR 2008**

Under the Federal Insecticide, Fungicide, and Rodenticide Act as amended, for the pesticide registered under EPA Reg. No.

92155-74

**(Back Panel)**



4/7

[This product's exclusive formula kills crabgrass and other listed grass weeds – roots and all. And it will not harm your lawn when used as directed. The formula is ideal if you have [crabgrass] [bermudagrass] invading your lawn or if you missed your pre-emergent crabgrass control application. (The convenient sprayer connects to a garden hose and automatically dispenses the crabgrass killer.) One bottle treats 5,000 square feet. Controlling [crabgrass] [bermudagrass] and other listed weeds in your lawn (and/or landscaping) has never been easier!]

[This exclusive formula is ideal for controlling grass weeds like crabgrass and bermudagrass in your flower beds and planting areas. Simply hook to the end of your hose and spray around a wide variety of ornamental trees, shrubs and plants\*. Without harming them! Controlling annoying and embarrassing grass weeds in your beds has never been faster or easier!]

For more information go to [www.bayeradvanced.com](http://www.bayeradvanced.com)

**READ THE LABEL FIRST!**

<b>QUICK FACTS</b>	
Marketing claims to be selected from the front page	
<b>KILLS</b>	Bermudagrass [controls], Crabgrass, foxtail, sandbur, Japanese stiltgrass & other grass weeds
<b>WHERE TO USE</b>	<ul style="list-style-type: none"> <li>On <b>LAWNS</b> without harming lawn grass (†DO NOT use on St. Augustine [including Floratam], bermudagrass, bentgrass, zoysiagrass, centipede or bahia lawns)</li> <li>Around [listed] established <b>ORNAMENTAL</b> trees, shrubs, perennials &amp; annuals (* DO NOT use around: barharbor juniper, philodendron, pittosporum, podocarpus, salvia)</li> </ul>
<b>COVERAGE</b>	This bottle treats an average size lawn (5,000 sq ft). (Just hook bottle to hose & you're ready.)
 	Questions or comments? Call toll-free 1-877-BayerAG (1-877-229-3724) <a href="http://www.BayerAdvanced.com">www.BayerAdvanced.com</a>

EPA Reg. No. 72155-74

EPA Est. No. XXXX-AA-1

OPEN Resealable Label for Directions & Precautions


PRESS TO RESEAL

**FOR OUTDOOR RESIDENTIAL USE ONLY**

<b>DIRECTIONS FOR USE</b>	
It is a violation of Federal law to use this product in a manner inconsistent with its labeling.	
<b>[WHERE TO USE] [OPTIONAL FOR ORNAMENTAL USE PRODUCTS]</b>	To kill undesirable weed grasses growing around the following plants, spray directly on the weeds, avoiding the desirable plant foliage as much as possible. The following plants are generally tolerant (will not be injured) although temporary discoloration of the foliage may occur occasionally on some of the listed plants if contacted by spray. If an unlisted plant is accidentally contacted, wash off immediately with water.
	<b>Shrubs</b> American Holly, Azalea, Barberry, Blue Rug Juniper, Cotoneaster, Dwarf Shore Juniper, Firethorn, Forsythia, Hawthorn, Hydrangea, Japanese Holly, Korean Boxwood, Meservae Holly, Nandina, Oleander, Parsonii Juniper, Privet, Rhododendron, Rose, San Jose Juniper, Viburnum, Weigela, Wiltoni Juniper
	<b>Trees</b> Flowering Dogwood, False Cypress, Hawthorn, Magnolia, Japanese Maple, Red Maple, White Pine, Willow, Yew
	<b>Ground Covers &amp; Flowers</b> African Daisy, Ajuga, Annual Indian Blanket, Annual Statice, Astilbe, Baby Blue Eyes, Baby's Breath, Begonia, Bellflower, Bird's Eyes, Black-Eyed Susan, Bleeding Hear, Blue Bells, Blue Flax, California Poppy, Candytuft, Catchfly, Chrysanthemum, Coleus, Columbine, Coreopsis, Corn Poppy, Cosmos, Creeping Zinnia, Dames Rocket, Day Lily, Dwarf Columbine, Dwarf Cornflower, Dwarf Lance Leafed

5/7

	<p>Coreopsis, English Ivy, English Wallflower, Euonymus, Forget-Me-Not, Galliardia, Garland Chrysanthemum, Gazania, Geranium, Gillia, Globe Gillia, Hosta, Iris, Johnny Jump Up, Lemon Mint, Leopards-Bane, Liatris, Liriope, Maiden Pinks Missouri Primrose, Mountain Phlox, Periwinkle, Petunia, Photinia, Pimpernel, Prairie Coneflower, Purple Coneflower, Red Yarrow, Rocket Larkspur, Rocky Mountain Penstemon, Roman Chamomile, Rose, Scarlet Flax, Shasta Daisy, Siberian Wallflower, Small Burnet, Snapdragon, Snow-in-Summer, Soapwort, Spurred Snapdragon, Starflower, Sweet Alyssum, Sweet William, Tall Evening Primrose, Tall Godetia, Tall Plains Coreopsis, Tidy Tips, White Yarrow, Wild Thyme, Zinnia</p> <p><b>Ornamental Grasses</b> Big Bluestem, Blue Grama, Little Bluestem, Sideoats Grama</p>
<p><b>HOW TO USE</b> [ For Ready to spray hose end bottle]</p> <p>Shake Well Before Use</p>	<p><b>CONNECT</b></p> <ol style="list-style-type: none"> <li>1. Shake well before use.</li> <li>2. Connect sprayer to garden hose.</li> <li>3. Turn on water.</li> </ol> <p><b>SPRAY</b></p> <ol style="list-style-type: none"> <li>1. Extend hose to farthest area to be treated, point sprayer nozzle in direction to be sprayed.</li> <li>2. Begin spraying &lt;Insert sprayer-specific language here&gt; Hayes HP-2 and Calmar RTS sprayers: Press lock tab while using other hand to turn sprayer valve to ON position. Green Garden RTS sprayer: Turn sprayer valve to ON position.</li> <li>3. [Walk at a steady pace while spraying, using an even sweeping motion, and slightly overlap the treated areas. Work back toward the faucet to avoid walking over wet, treated grass.]</li> </ol> <p><b>FINISH</b></p> <ol style="list-style-type: none"> <li>1. To stop spraying, &lt; Insert sprayer-specific language here.&gt; Hayes HP-2 RTS sprayer: Press lock tab while using other hand to turn sprayer valve to OFF position. Calmar &amp; Green Garden RTS sprayers: turn sprayer valve to OFF position.</li> <li>2. Turn off water at faucet.</li> <li>3. Relieve water pressure in hose by turning sprayer valve back to water position until water slows to a drip then turn sprayer valve to OFF position.</li> <li>4. Disconnect sprayer from hose.</li> </ol>
<p>Directions for use continued</p>	
<p><b>HOW TO USE</b> [ For Concentrate bottle]</p> <p>Shake Well Before Use</p>	<p><b>PUMP-UP TANK SPRAYERS (Best for spot spraying individual weeds)</b></p> <ol style="list-style-type: none"> <li>1. Add appropriate amounts of water &amp; product to sprayer tank – 3.2 fl. oz. (6 ½ Tbs) product in 1 gallon of water treats 500 sq. ft.</li> <li>2. Close sprayer, shake well &amp; pressurize. Adjust nozzle to a coarse spray. Large Areas – Apply evenly over area. Individual Weeds – Hold tip of wand about 12 inches from weed, aim at center of weed and spray.</li> <li>3. Occasionally re-pressurize sprayer to maintain a good spray pattern.</li> </ol> <p><b>DIAL STYLE HOSE-END SPRAYERS (Best for spraying large areas of the lawn)</b></p> <ol style="list-style-type: none"> <li>1. Fill sprayer jar with enough product for area to be treated – 3.2 fl. oz. (6 ½ Tbs) product treats 500 sq. ft. <b>DO NOT ADD WATER!</b></li> <li>2. Close sprayer, set dial and apply.</li> <li>3. Pour any unused product back into this original container.</li> </ol> <p><b>CONCENTRATE-PLUS-WATER HOSE-END SPRAYERS (Best for spraying large areas of the lawn)</b></p> <ol style="list-style-type: none"> <li>1. Pour product into sprayer jar to the required fluid ounce level – 3.2 fl. oz. (6 ½ Tbs) treats 500 sq. ft.</li> <li>2. Add the appropriate amount of water to the gallons level.</li> <li>3. Replace sprayer top, shake well and apply.</li> </ol>



617

<p><b>FOR BEST RESULTS WHEN TO APPLY</b></p>	<ul style="list-style-type: none"> <li>• Spray when grass weeds are small and actively growing and temperature is below 90°F</li> <li>• To control Bermudagrass, up to seven applications spaced one month apart may be required. Make the first application in the spring when the Bermudagrass begins to green up. Repeat the following growing season if necessary.</li> <li>• <sup>1</sup>Temporary discoloration may occur on Kentucky bluegrass lawns, but they will recover.</li> <li>• Before treating new or renovated lawns,             <ul style="list-style-type: none"> <li>- new grass seedlings must be at least 1 month old (3 months for Kentucky bluegrass)</li> <li>- Kentucky bluegrass sod must be at least 1 month since installation</li> </ul> </li> <li>• Treated fescue and perennial ryegrass lawns may be re-seeded immediately after application, however, wait 3 weeks after application to Kentucky Bluegrass before reseeding.</li> <li>• Do NOT use around: barharbor juniper, philodendron, pittosporum, podocarpus, salvia.</li> </ul> <p><b>MOWING:</b> Do not mow for 24 hours after (spraying) (application).</p> <p><b>WATERING:</b> If lawn is dry, water 1 to 2 days before or within 1 day after using this product. Rain or watering 1 hour after application will not wash away effectiveness.</p>
<p><b>HOW IT WORKS</b></p>	<p>Crabgrass Killer R-T-S Herbicide contains a patented Bayer herbicide proven to control bermudagrass, crabgrass &amp; other listed grass weeds down to the roots without harming the lawn or other desirable plants. This product is absorbed by the weed leaves therefore thorough coverage is important to ensure best control. Visible effects usually appear within 4 – 10 days as yellowing &amp;/or reddening of the grass weed leaves.</p>

### KILLS GRASS WEEDS

Bermudagrass [controls]Crabgrass (Large/Hairy, Smooth), Barnyardgrass, Foxtail, Goosegrass (Silver Crabgrass), Japanese Stiltgrass, Johnsongrass (seedling), Panicum, Sandbur

### PRECAUTIONARY STATEMENTS

#### CAUTION

#### Hazards to Humans and Domestic Animals

- Harmful if swallowed.
- Causes moderate eye and skin irritation.
- Wash thoroughly with soap and water after handling and before eating, drinking, chewing gum, or using tobacco
- Avoid contact with eyes, skin or clothing. Wear protective eyewear.
- Wear long-sleeved shirt and long pants, socks and shoes.
- When using this product, wear long sleeved shirt and long pants, shoes plus socks

After using this product:

- If product gets on skin, wash thoroughly with soap & water.
- If product gets on clothing, remove clothing as soon as possible and launder clothing separately before reuse.



Do not allow people (other than applicator) or pets on treatment area during application and until spray has dried.

### ENVIRONMENTAL HAZARDS

This product is toxic to fish & aquatic invertebrates. Do not apply directly to lakes, streams, rivers or ponds. Do not apply when weather conditions favor run off or drift. Drift or runoff may harm aquatic invertebrates and non-target plants. Do not contaminate water when disposing of equipment wash waters

7/7

<b>FIRST AID</b>	
<b>If Swallowed</b>	<ul style="list-style-type: none"> <li>• Call a poison control center or doctor immediately for treatment advice.</li> <li>• Have person sip a glass of water if able to swallow.</li> <li>• Do not induce vomiting unless told to do so by a poison control center or doctor.</li> <li>• Do not give anything by mouth to an unconscious person.</li> </ul>
<b>If in Eyes</b>	<ul style="list-style-type: none"> <li>• Hold eye open and rinse slowly and gently with water for 15 to 20 minutes.</li> <li>• Remove contact lenses, if present, after the first 5 minutes, then continue rinsing eye.</li> <li>• Call a poison control center or doctor for further treatment advice.</li> </ul>
<b>If on Skin</b>	<ul style="list-style-type: none"> <li>• Take off contaminated clothing.</li> <li>• Rinse skin immediately with plenty of water for 15-20 minutes.</li> <li>• Call a poison control center or doctor for treatment advice.</li> </ul>
<p><b>For MEDICAL Emergencies Call 24 Hours A Day 1-877-229-3763.</b></p> <p>Have the product container or label with you when calling a poison control center or doctor or going for treatment.</p> <p><b>NOTE:</b> If seeking treatment at an emergency room or doctor's office, bring this product label to show medical personnel. Active Ingredients: 0.41% Fenoxaprop-p-ethyl (CAS # 71283-80-2).</p> <p><b>NOTE TO PHYSICIAN:</b> This product may pose an aspiration pneumonia hazard. Contains petroleum distillates.</p>	

<b>Important – Directions for Storage and Disposal</b>	
<b>Storage Conditions</b>	Store in original container in a cool, dry place, out of the reach of children, preferably a locked storage cabinet. Protect from freezing.
<b>Disposal</b>	<p><b>If empty:</b> Nonrefillable container. Do not reuse or refill this container. Place in trash or offer for recycling if available.</p> <p><b>If partly filled:</b> Call your local solid waste agency or toll free 1-877-229-3724 for disposal instructions. Never place unused product down any indoor or outdoor drain.</p>

**NOTICE:** Research and testing have determined that the "Directions for Use" are appropriate for the proper use of this product under expected conditions. To the extent consistent with applicable law, the Buyer assumes responsibility for lack of performance or safety if not used according to the directions

**\*Money Back Guarantee:** If you are not satisfied with this product, we will gladly refund your original purchase price.



[www.bayeradvanced.com](http://www.bayeradvanced.com)

A Business Unit of Bayer CropScience LP  
 P.O. Box 12014, 2 T.W. Alexander Drive  
 Research Triangle Park, North Carolina 27709

Crab Grass Killer RTS (PENDING) 01/18/08, Resubmitted 02/14/08, Resubmitted 03/14/08