



U.S. ENVIRONMENTAL PROTECTION AGENCY

Office of Pesticide Programs
 Registration Division (7505P)
 Ariel Rios Building
 1200 Pennsylvania Ave., NW
 Washington, D.C. 20460

NOTICE OF PESTICIDE:

Registration
 Reregistration
 (under FIFRA, as amended)

EPA Reg.
 Number:
 72155-74

Date of Issuance:

SEP 13 2006

Term of Issuance: Conditional

Name of Pesticide Product:

Crabgrass Killer R-T-S
 Herbicide

Name and Address of Registrant (Include ZIP Code):

Bayer Advanced
 2 T W Alexander Drive
 RTP NC 27709

Note: Changes in labeling differing in substance from that accepted in connection with this registration must be submitted to and accepted by the Registration Division prior to use of the label in commerce. In any correspondence on this product always refer to the above EPA registration number.

On the basis of information furnished by the registrant, the above named pesticide is hereby registered/reregistered under the Federal Insecticide, Fungicide and Rodenticide Act. Registration is in no way to be construed as an endorsement or recommendation of this product by the Agency. In order to protect health and the environment, the Administrator, on his motion, may at any time suspend or cancel the registration of a pesticide in accordance with the Act. The acceptance of any name in connection with the registration of a product under this Act is not to be construed as giving the registrant a right to exclusive use of the name or to its use if it has been covered by others.

This product is registered in accordance with FIFRA sec. 3(c)(7)(A) provided that you:

1. Add the phrase "EPA Registration No. 72155-74" to the label before you release the product for shipment.

COMMENTS CONTINUED ON PAGE 2 OF THIS NOTICE OF REGISTRATION

If these conditions are not complied with, the registration will be subject to cancellation in accordance with FIFRA section 6(e). Your release for shipment of the product under the enclosed stamped copy of the label constitutes acceptance of these conditions.

Joanne I. Miller
 Product Manager (23)
 Herbicide Branch
 Registration Division (7505P)

Signature of Approving Official:

Joanne I. Miller

Date:

SEP 13 2006

2. Submit the following data required for the registration of this pesticide product within 1 year from the date of this Notice of Registration:

<u>EPA Guideline Data Number</u>	<u>Guideline Descriptor</u>
830.6317	Storage Stability Study
830.6320	Corrosion Characteristics Study

3. Revise the claim "Eliminates grass weedsplants," to read: "Eliminates grass weedsornamentals." Delete the claim "Contains New Crabgrass Killer" Delete the advertisement: "Bayer Advanced. Better Science. Better Results."
4. Revise the claim "Certain hard-to-kill grass weeds may require a repeat application after 2 weeks.", to read: "Grass weeds may require repeat application after 2 weeks."; or name the grass weeds that may require a repeat application after 2 weeks.
5. Revise the claim on page 4, that reads: "Treated areas may be reseeded immediately with fescue or perennial ryegrass and after 3 weeks for all other listed turf types.", to read: "Treated fescue and perennial ryegrass lawns may be reseeded immediately after application; however, wait 3 weeks after application to Kentucky Bluegrass before reseeding."
6. Submit one (1) copy of the final printed labeling before you release this product for shipment.
7. Submit and/or cite all data required for the registration of this product when the Agency requires all registrants of similar products to submit data; and submit acceptable responses required for reregistration of this product under FIFRA, section 4. A Stamped copy of the label is enclosed for your records.

Enclosure

3 7 7

(Front Panel)

Crabgrass Killer R-T-S Herbicide

to be selected from the following list..

- (Systemic herbicide) Kills crabgrass to the root
- Kills crabgrass and other grass weeds to the root
- Kills crabgrass and other listed weeds in one easy step
- Kills crabgrass (and other listed grass weeds) – roots and all
- Will not harm listed lawns†
- Kills the weed, but won't harm listed lawns†
- Pre-mixed and ready to spray
- No mixing and measuring
- Just hook to hose (and spray)
- Kills post emergent listed grass weeds
- Even kills large Crabgrass(..to the root)
- Even kills hard to control crabgrass
- Systemic activity kills to the root
- (Exclusive) (Proprietary) Formula (even kills large crabgrass)
- One quart covers 5,000 square feet
- Miss your pre-emergent weed application? It's not too late to stop crabgrass. Kills post emergent grass weeds
- Stop crabgrass now
- Now you can control (post emergent) crabgrass
- Can be used throughout growing season
- Eliminates crabgrass so your lawn can flourish
- Can be used around established ornamental flowers and shrubs
- Eliminates grass weeds around ornamental flowers, trees and shrubs – won't harm the plants
- Rainproof in one hour
- Contains New Crabgrass Killer
- Treat your whole lawn
- [Curbs] [Knocks back] [Controls] Bermudagrass
- Controls Bermudagrass in Lawns
- Even Controls Crabgrass
- Controls Bermudagrass & Crabgrass in One Easy Step
- Won't Harm listed Lawns† (When used as Directed)
- Can be used Around (most)(many)(a wide range of) Flowers, Trees and Shrubs
- Controls the Weed, but Won't Harm listed Lawn† (when used as directed)
- Attach to Hose and Spray
- 100% Satisfaction Guaranteed* (Or Your Money Back)

† For use on Kentucky Bluegrass¹, Perennial Ryegrass, and Fescue (fine & tall) Lawns. Not for use on Bermudagrass, Bentgrass, St. Augustine (including Floratam), Centipede, Bahia or Zoysiagrass Lawns

W.

Active Ingredients:

Fenoxaprop-p-ethyl:†.....	0.41%
Other Ingredients.....	99.59%
	100.00%

†Protected by US patent No. 5,254,527

Net Contents 32 fl. oz. (946 mL)

KEEP OUT OF REACH OF CHILDREN

CAUTION

See back panel for additional precautionary statements

**ACCEPTED
with COMMENTS
In EPA Letter Dated:**

SEP 13 2006

Under the Federal Insecticide,
Fungicide, and Rodenticide Act
as amended, for the pesticide
registered under EPA Reg. No.

72155-74


4 8 7

(Back Panel)

This product's exclusive formula kills crabgrass and other listed grass weeds – roots and all. And it will not harm your lawn when used as directed. The formula is ideal if you have [crabgrass] [bermudagrass] invading your lawn or if you missed your pre-emergent crabgrass control application. (The convenient sprayer connects to a garden hose and automatically dispenses the crabgrass killer.) One bottle treats 5,000 square feet. Controlling [crabgrass] [bermudagrass] and other listed weeds in your lawn (and/or landscaping) has never been easier! Bayer Advanced. Better Science, Better Results.

For more information go to www.bayeradvanced.com

Read the Label First
(Icon)

QUICK FACTS	
Marketing claims to be selected from the front page	
KILLS	Bermudagrass [controls], Crabgrass, foxtail, sandbur, Japanese stiltgrass & other grass weeds
WHERE TO USE	<ul style="list-style-type: none"> On LAWNS without harming lawn grass (DO NOT use on St. Augustine [including Floratam], bermudagrass, bentgrass, centipede or bahia lawns) Around (a wide range of) (many) (most) established ORNAMENTAL trees, shrubs, perennials & annuals
COVERAGE	This bottle treats an average size lawn (5,000 sq ft). (Just hook bottle to hose & you're ready.)
	Questions or comments? Call toll-free 1-877-BayerAG (1-877-229-3724) www.BayerAdvanced.com

EPA Reg. No. 72155-XX

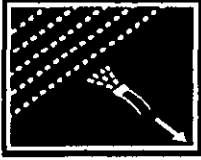
EPA Est. No. XXXX-AA-1

OPEN Resealable Label for Directions & Precautions
PRESS TO RESEAL

FOR OUTDOOR RESIDENTIAL USE ONLY

DIRECTIONS FOR USE


It is a violation of Federal law to use this product in a manner inconsistent with its labeling.

<p>HOW TO USE [For Ready to spray hose end bottle]</p> <p>Shake Well Before Use</p>	<p>CONNECT</p> <ol style="list-style-type: none"> 1. Shake well before use. 2. Connect sprayer to garden hose. 3. Turn on water.  <p>SPRAY</p> <ol style="list-style-type: none"> 1. Extend hose to farthest area to be treated, point sprayer nozzle in direction to be sprayed. 2. Begin spraying <Insert sprayer-specific language here> Hayes HP-2 and Calmar RTS sprayers: Press lock tab while using other hand to turn sprayer valve to ON position. Green Garden RTS sprayer: Turn sprayer valve to ON position. 3. Walk at a steady pace while spraying, using an even sweeping motion, and slightly overlap the treated areas. Work back toward the faucet to avoid walking over wet, treated grass. <p>FINISH</p> <ol style="list-style-type: none"> 1. To stop spraying, <Insert sprayer-specific language here.> Hayes HP-2 RTS sprayer: Press lock tab while using other hand to turn sprayer valve to OFF position. Calmar & Green Garden RTS sprayers: turn sprayer valve to OFF position. 2. Turn off water at faucet. 3. Relieve water pressure in hose by turning sprayer valve back to ON position until water slows to a drip then turn sprayer valve to OFF position. 4. Disconnect sprayer from hose.
<p>HOW TO USE [For Concentrate bottle]</p> <p>Shake Well Before Use</p>	<p>PUMP-UP TANK SPRAYERS (Best for spot spraying individual weeds)</p> <ol style="list-style-type: none"> 1. Add appropriate amounts of water & product to sprayer tank – 3.2 fl. oz. (6 ½ Tbs) product in 1 gallon of water treats 500 sq. ft. 2. Close sprayer, shake well & pressurize. Adjust nozzle to a coarse spray. Large Areas – Apply evenly over area. Individual Weeds – Hold tip of wand about 12 inches from weed, aim at center of weed and spray. 3. Occasionally re-pressurize sprayer to maintain a good spray pattern. <p>DIAL STYLE HOSE-END SPRAYERS (Best for spraying large areas of the lawn)</p> <ol style="list-style-type: none"> 1. Fill sprayer jar with enough product for area to be treated – 3.2 fl. oz. (6 ½ Tbs) product treats 500 sq. ft. DO NOT ADD WATER! 2. Close sprayer, set dial and apply. 3. Pour any unused product back into this original container. <p>CONCENTRATE-PLUS-WATER HOSE-END SPRAYERS (Best for spraying large areas of the lawn)</p> <ol style="list-style-type: none"> 1. Pour product into sprayer jar to the required fluid ounce level – 3.2 fl. oz. (6 ½ Tbs) treats 500 sq. ft. 2. Add the appropriate amount of water to the gallons level. 3. Replace sprayer top, shake well and apply.

<p>FOR BEST RESULTS WHEN TO APPLY</p>	<ul style="list-style-type: none"> • Spray when grass weeds are small and actively growing and temperature is below 90°F • Certain hard-to-kill grass weeds may require a repeat application after 2 weeks. • Temporary discoloration may occur on Kentucky bluegrass lawns¹. • Before treating new or renovated lawns, <ul style="list-style-type: none"> – new grass seedlings must be at least 1 month old (3 months for Kentucky bluegrass) – Kentucky bluegrass sod must be at least 1 month since installation – zoysia plugs may be treated immediately • Treated areas may be re-seeded immediately with fescue or perennial ryegrass and after 3 weeks for all other listed turf types. • Do NOT use around these ornamental plants: barharbor juniper, philodendron, pittosporum, podocarpus, salvia. <p>MOWING: Do not mow for 24 hours after (spraying) (application).</p> <p>WATERING: If lawn is dry, water 1 to 2 days before or within 1 day after using this product. Rain or watering 1 hour after application will not wash away effectiveness.</p>
<p>HOW IT WORKS</p>	<p>Crabgrass Killer R-T-S Herbicide contains a patented Bayer herbicide proven to control bermudagrass, crabgrass & other listed grass weeds down to the roots without harming the lawn or other desirable plants. This product is absorbed by the weed leaves therefore thorough coverage is important to ensure best control. Visible effects usually appear within 4 – 10 days as yellowing &/or reddening of the grass weed leaves.</p>

<p>KILLS GRASS WEEDS</p>
<p>Bermudagrass [controls]Crabgrass (Large/Hairy, Smooth), Barnyardgrass, Foxtail, Goosegrass (Silver Crabgrass), Japanese Stiltgrass, Johnsongrass (seedling), Panicum, Sandbur</p>

<p align="center">PRECAUTIONARY STATEMENTS</p>
<p align="center">CAUTION Hazards to Humans and Domestic Animals</p>
<ul style="list-style-type: none"> • Harmful if swallowed. • Causes moderate eye irritation. • Wash thoroughly with soap and water after handling and before eating, drinking, chewing gum, or using tobacco • Avoid contact with eyes, or clothing. Wear protective eyewear. • Wear long-sleeved shirt and long pants, socks and shoes. • When using this product, wear long sleeved shirt and long pants, shoes plus socks <p>After using this product:</p> <ul style="list-style-type: none"> • If product gets on skin, wash thoroughly with soap & water. • If product gets on clothing, remove clothing as soon as possible and launder clothing separately before reuse.

	<p>Do not allow people (other than applicator) or pets on treatment area during application and until spray has dried.</p>
---	--

ENVIRONMENTAL HAZARDS

This product is toxic to fish & aquatic invertebrates. Do not apply directly to lakes, streams, rivers or ponds.
 Do not apply when weather conditions favor run off or drift.
 Drift or runoff may harm aquatic invertebrates and non-target plants.
 Do not contaminate water when disposing of equipment wash waters

FIRST AID

If Swallowed	<ul style="list-style-type: none"> • Call a poison control center or doctor immediately for treatment advice. • Have person sip a glass of water if able to swallow. • Do not induce vomiting unless told to do so by a poison control center or doctor. • Do not give anything by mouth to an unconscious person.
If in Eyes	<ul style="list-style-type: none"> • Hold eye open and rinse slowly and gently with water for 15 to 20 minutes. • Remove contact lenses, if present, after the first 5 minutes, then continue rinsing eye. • Call a poison control center or doctor for further treatment advice.


For MEDICAL Emergencies Call 24 Hours A Day 1-877-229-3763.

Have the product container or label with you when calling a poison control center or doctor or going for treatment.

NOTE: If seeking treatment at an emergency room or doctor's office, bring this product label to show medical personnel. Active Ingredients: 0.41% Fenoxaprop-p-ethyl (CAS # 71283-80-2).

NOTE TO PHYSICIAN: This product may pose an aspiration pneumonia hazard. Contains petroleum distillates.

Important – Directions for Storage and Disposal

Storage Conditions	Store in original container in a cool, dry place, out of the reach of children, preferably a locked storage cabinet. Protect from freezing.
Disposal 	<p>If empty: Do not reuse this container. Place in trash or offer for recycling if available.</p> <p>If partly filled: Call your local solid waste agency or toll free 1-877-229-3724 for disposal instructions. Never place unused product down any indoor or outdoor drain.</p>

NOTICE: Research and testing have determined that the "Directions for Use" are appropriate for the proper use of this product under expected conditions. The Buyer assumes responsibility for lack of performance or safety if not used according to the directions

***Money Back Guarantee:** If you are not satisfied with this product, we will gladly refund your original purchase price.

Bayer Advanced

**A Business Unit of Bayer CropScience LP
 P.O. Box 12014, 2 T.W. Alexander Drive
 Research Triangle Park, North Carolina 27709**