



U.S. ENVIRONMENTAL PROTECTION AGENCY
Office of Pesticide Programs
Registration Division (7505C)
1200 Pennsylvania Ave., N.W.
Washington, D.C. 20460

EPA Reg. Number:
72155-68

Date of Issuance:
MAR 10 2005

NOTICE OF PESTICIDE:
 X Registration
 Reregistration

Term of Issuance:
Conditional

Name of Pesticide Product:
Imidacloprid CTG
Insecticide

(under FIFRA, as amended)

Name and Address of Registrant (include ZIP Code):

Bayer Advanced
95 Chestnut Ridge Rd.
Montvale, NJ 07645

Note: Changes in labeling differing in substance from that accepted in connection with this registration must be submitted to and accepted by the Registration Division prior to use of the label in commerce. In any correspondence on this product always refer to the above EPA registration number.

On the basis of information furnished by the registrant, the above named pesticide is hereby registered/reregistered under the Federal Insecticide, Fungicide and Rodenticide Act.

Registration is in no way to be construed as an endorsement or recommendation of this product by the Agency. In order to protect health and the environment, the Administrator, on his motion, may at any time suspend or cancel the registration of a pesticide in accordance with the Act. The acceptance of any name in connection with the registration of a product under this Act is not to be construed as giving the registrant a right to exclusive use of the name or to its use if it has been covered by others.

This product is conditionally registered in accordance with FIFRA sec. 3(c) (7) (A) provided that you:

1. Submit and/or cite all data required for registration/reregistration of your product when the Agency requires all registrants of similar products to submit such data.
2. Make the following label changes before you release the product for shipment:
 - a. Revise the EPA Registration Number to read, "EPA Reg. No. 72155-68".
 - b. All references to "treated termite kill zone" must be deleted.
 - c. All references using the word trench/trenching must be deleted.
 - d. Add the following statement to the directions for use section of the label:
"Directly after application water until moist, but not to the point of run-off."

Signature of Approving Official:

Daniel C. Kenny, Product Manager (01)
Insecticide-Rodenticide Branch, Registration Division (7505C)

Date:

MAR 10 2005

2/7

e. The following statement must appear on the front panel of the label:

"Do not use this product as the sole source of control for active, structural infestations by subterranean termites; the purpose of this application is to kill workers or winged reproductive forms of termites which may be present at the time of treatment. It is not intended to provide structural pest control. It is not a substitute for mechanical alteration, soil and foundation treatment, but merely a supplement. For active, structural infestations by subterranean termites, this product can only be used to supplement a federally registered conventional product that is registered as sole source for termite control. This product will not eliminate termite infestations or provide protection against future infestations."

3. The data requirements for storage stability (830-6317) and corrosion characteristics (830-6320) have not been satisfied, and must be submitted within one year of the date of this letter.
4. Submit one copy of the revised final printed label for the record before you release the product for shipment.

If these conditions are not complied with, the registration will be subject to cancellation in accordance with FIFRA sec. 6(e). Your release for shipment of the product constitutes acceptance of these conditions.

A stamped copy of the label is enclosed for your records.

Daniel C. Kenny
Product Manager (01)
Insecticide-Rodenticide Branch
Registration Division (7505C)

Enclosure

(Front Panel)

Imidacloprid CTG Insecticide

Ready-To-Spread Granules

- No odor
- Termites don't detect until it's too late
- Stops termite feeding
- Kills termites in one application
- ~~Kills termites without trenching~~
- ~~Granules rapidly release (Imidacloprid) (active ingredient) to the treated termite kill zone~~
- Fast (Quick) releasing (dissolving) termite killing granules
- ~~Creates a treated termite kill zone without trenching~~
- Treats the perimeter of an average home
- Do-It-Yourself Termite Killing Granules (against subterranean termites)
- Easy to use custom dispenser
- ~~Granules (This product is) designed to create a treated termite kill zone~~
- ~~Creates a treated termite kill zone around your home~~
- Fast releasing (dissolving) granules
- Easy to use granules: apply, water in, and walk away
- ~~No Trenching necessary, granular applicator package (Trademark) makes treatment easy~~
- Contains Premise®
- ~~Trench-Free Treated Termite Kill Zone~~

Active Ingredients:

Imidacloprid	0.37%
Other Ingredients	99.63%
	100.00%

Net Contents _____


KEEP OUT OF REACH OF CHILDREN

CAUTION

See back panel for additional precautionary statements

This product is not recommended as sole protection against termites, for active infestations get a professional inspection. (see back panel for additional information)

ACCEPTED
 with COMMENTS
 In EPA Letter Dated:
 MAR 10 2005
 Under the Federal Insecticide,
 Fungicide, and Rodenticide Act,
 as amended, for the pesticide
 registered under EPA Reg. No.
 72155-68




4/7

(Back Panel)

This product kills termites with a single application. ~~Fast releasing (dissolving) granules create a treated termite kill zone. No trenching is necessary,~~ just spread the granules around the outside of your home to create a treated termite kill zone, water and walk away. Killing Termites around your home has never been easier.

READ THE LABEL FIRST!



QUICK FACTS	
Editorial Note – Marketing Claims Positioned Here	
KILLS	Termites: (including Subterranean termite species of <i>Reticulitermes</i> and <i>Coptotermes</i>)
COVERAGE	Will treat up to 200 linear feet with a 6 inch band (9 lb. size) (treated area around an average size home).
WHERE TO USE	This product can be applied to areas that surround building structures, wooden fence posts or poles, other wooden constructions, subject to termite attack. Areas that can be treated include bare soils, landscaped planting areas, mulched areas and turfgrass.
WHEN TO USE	Whenever you want to kill termites and create a termite treatment zone.
	For questions or comments, call toll-free 1-877 BayerAG or visit us on-line at www.BayerAdvanced.com

For Outdoor Residential Use Only

Active Ingredients:


Imidacloprid0.37%

Other Ingredients.....99.63%

Total 100.00%

EPA Reg. No. 72155 – XX

EPA Est. No. XXX-AA-XX



DIRECTIONS FOR USE

It is a violation of Federal law to use this product in a manner inconsistent with its labeling.

BEFORE YOU USE Read and follow directions when using.	<ul style="list-style-type: none"> • This product is a ready-to-use granule formulation of Imidacloprid intended to kill termites (including subterranean termite species of <i>Reticulitermes</i> and <i>Coptotermes</i>). • Determine distance in feet around your home. This 9.0 lb container will treat a home 100 - 200 linear feet in distance (6 inches wide). • If active subterranean termite infestations continue to occur in the area where the treatment was made, it is recommended that a licensed pest control operator be contacted for treatment (see Guarantee). • Applications must not be made when areas are waterlogged, snow covered, or frozen. Adequate distribution of the active ingredient into the soil cannot be achieved when these conditions exist. • Applications must not be made to hard surfaces, such as driveways, sidewalks, or patios. • Do not plant for the purpose of consumption, edible plants into the treated areas of soil for 1 year. • Food utensils such as teaspoons and measuring cups should not be used for food purposes after use with this insecticide. • Do not contaminate public and private water supplies.
---	---

HOW TO USE	<ul style="list-style-type: none"> • This product is formulated on a granulated carrier for perimeter band applications. When applied to soil, moisture (rainfall or irrigation) causes the granules to disintegrate and release the active ingredient into the uppermost layers of soil where termite foraging activity occurs. • This product must only be used on existing structures.
-------------------	---

BUILDING FOUNDATIONS

HOW TO APPLY	<ul style="list-style-type: none"> • Open the container and sprinkle the granules onto the ground (bare soils, mulched areas, landscape beds, or turf grass) directly adjacent to the building foundation. Make a band of sprinkled granules half foot (6 inches) wide around the structure being treated. • After making the application, lightly water the treatment zone. This watering or irrigation can be accomplished by rainfall or by applying 1/10 inch of irrigation (approximately 1 cup water/sq ft). Do not disrupt soil in the treated zone. • If significant disruption occurs (construction work, downspout erosion, landscaping, etc.) reapplication should be made as a spot treatment to those areas where the original treatment zone has been disrupted. Make a band of sprinkled granules half foot (6 inches) wide around the structure where the disruption occurred.
---------------------	---


HOW MUCH TO APPLY	<ul style="list-style-type: none"> • This 9.0 lb container will treat a structure with an outside perimeter of 100 - 200 linear feet. Distribute granules evenly in a half foot (6 inch) wide band over these 100 - 200 linear feet, which equals to 0.75 grams A.I. (about 1 cup) granules per 5 - 10 linear feet.
--------------------------	--


WOODEN POSTS AND POLES

HOW TO APPLY	<ul style="list-style-type: none"> • This product can be applied around wooden posts, wooden poles (such as, fences, decks, mailboxes), and other wooden constructions. • Sprinkle the granules evenly onto the ground (bare soil, mulched areas, landscape beds, or turfgrass) to provide a half foot (6 inch) wide band completely surrounding each post or pole. • After sprinkling the granules onto the soil, water or irrigate lightly the treatment zone. This watering or irrigation can be accomplished by rainfall or by applying 1/10 inch of irrigation (1 cup water/sq ft).
---------------------	---



HOW MUCH TO APPLY	<ul style="list-style-type: none"> • Distribute (sprinkle) granules evenly over the area to be treated. • For each linear foot treated, use 0.075 - 0.15 grams of A.I. in a half foot band around wooden post or pole (approximately 1.5 to 3.0 tablespoons) of product in a half foot (6 inch) band around the wooden post or pole.
--------------------------	--




FOR BEST RESULTS	<ul style="list-style-type: none"> Do not disturb the treated termite kill zone after making application. Keep landscaping a few feet from the home foundation. Eliminate or correct sources of moisture around the home. Promptly repair any water leaks, clean gutters and downspouts regularly so water flows away from home, divert sprinkler water and AC condensation from home. Slope the grade so surface water drains away from the house. Keep wood-based items, such as firewood, scrap lumber, fencing, stumps, and brush away from the home exterior. Have a professional wood-destroying insect inspection performed annually.
-------------------------	--

	Children and pets may re-enter after the treated area has been watered and allowed to dry.
---	--

Important – Directions for Storage and Disposal	
Storage Conditions	Store in original container in a cool, dry place, out of the reach of children, preferably a locked storage cabinet.
Disposal 	If empty: <ul style="list-style-type: none"> Do not reuse container. Place empty container in trash or offer for recycling if available. If partly filled: <ul style="list-style-type: none"> Call your local solid waste agency or toll free 1-877-229-3724 [1-800 CLEAN-UP] for disposal instructions. Never place unused product down any indoor or outdoor drain.

PRECAUTIONARY STATEMENTS
Hazards to Humans and Domestic Animals

CAUTION	
<ul style="list-style-type: none"> Harmful if swallowed or absorbed through skin. Causes eye irritation. Avoid contact with skin, eyes, or clothing. Wash thoroughly with soap and water after handling. 	

FIRST AID 		
IF SWALLOWED	<ul style="list-style-type: none"> Call a poison control center or doctor immediately for treatment advice. Have person sip a glass of water if able to swallow. Do not induce vomiting unless told to do so by a poison control center or doctor. Do not give anything by mouth to an unconscious person. 	
IF ON SKIN OR CLOTHING	<ul style="list-style-type: none"> Take off contaminated clothing. Rinse skin immediately with plenty of water for 15 to 20 minutes. Call a poison control center or doctor for treatment advice. 	
IF IN EYES	<ul style="list-style-type: none"> Hold eye open and rinse slowly and gently with water for 15 to 20 minutes. Remove contact lenses, if present, after the first 5 minutes, then continue rinsing eye. Call a poison control center or doctor for treatment advice. 	

NOTE: When calling poison control center, have this product label accessible. If seeking treatment at an emergency room doctor's office, bring this product label to show medical personnel. **You may call toll-free 1-877-229-3763 for medical emergency information.** Active Ingredients: 0.37% Imidacloprid (CAS # 138261-41-3).

7/7

ENVIRONMENTAL HAZARDS

- This product is highly toxic to aquatic invertebrates.
- Do not apply directly to water, or to areas where surface water is present or to intertidal areas below the mean high water mark.
- Do not contaminate water when disposing of equipment washwaters.

NOTICE: Research and testing have determined that the "Directions For Use" are appropriate for the proper use of Imidacloprid CTG under expected conditions. The Buyer assumes responsibility for lack of performance or safety if not used according to the directions.

~~This Product creates a treated termite kill zone around your home. Termites that pass through the treated termite kill zone will be killed for 6 months.~~ This treatment is not a substitute for a professional termite treatment, and may not eliminate existing structural infestations or prevent future structural infestations.

Guarantee: If you still have a termite problem after using this product, the original purchase price may be applied to a professional termite treatment. Call 1-800 XXX-XXXX for details.

D-9797 111704

Bayer Advanced
 A Business Group of Bayer CropScience, L.P.
 95 Chestnut Ridge Rd.
 Montvale, NJ 07645

