




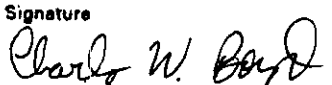
72155-46

12/05/2005

1/7

Please read instructions on reverse before completing form.

Form Approved. OMB No. 2070-0060

		United States Environmental Protection Agency Washington, DC 20460		<input type="checkbox"/> Registration <input type="checkbox"/> Amendment <input checked="" type="checkbox"/> Other	OPP Identifier Number
Application for Pesticide - Section I					
1. Company/Product Number 72155-46		2. EPA Product Manager Mary Waller		3. Proposed Classification <input checked="" type="checkbox"/> None <input type="checkbox"/> Restricted	
4. Company/Product (Name) Bayleton 1 Granular Fungicide		PM# 21			
5. Name and Address of Applicant (Include ZIP Code) Bayer Advanced 2 T.W. Alexander Drive Research Triangle Park, NC 27709 <input type="checkbox"/> Check if this is a new address		6. Expedited Review. In accordance with FIFRA Section 3(c)(3) (b)(i), my product is similar or identical in composition and labeling to: EPA Reg. No. _____ Product Name _____			
Section - II					
<input type="checkbox"/> Amendment - Explain below.		<input type="checkbox"/> Final printed labels in response to Agency letter dated _____		NOTIFICATION	
<input type="checkbox"/> Resubmission in response to Agency letter dated _____		<input type="checkbox"/> "Me Too" Application.		DEC - 5 2005	
<input checked="" type="checkbox"/> Notification - Explain below.		<input type="checkbox"/> Other - Explain below.			
Explanation: Use additional page(s) if necessary. (For section I and Section II.) See Attached					
Section - III					
1. Material This Product Will Be Packaged In:					
Child-Resistant Packaging <input type="checkbox"/> Yes <input type="checkbox"/> No	Unit Packaging <input type="checkbox"/> Yes <input type="checkbox"/> No	Water Soluble Packaging <input type="checkbox"/> Yes <input type="checkbox"/> No	2. Type of Container <input type="checkbox"/> Metal <input type="checkbox"/> Plastic <input type="checkbox"/> Glass <input type="checkbox"/> Paper <input type="checkbox"/> Other (Specify) _____		
* Certification must be submitted		If "Yes" Unit Packaging wgt. No. per container	If "Yes" Package wgt. No. per container		
3. Location of Net Contents Information <input type="checkbox"/> Label <input type="checkbox"/> Container		4. Size(s) Retail Container		5. Location of Label Directions <input type="checkbox"/>	
6. Manner in Which Label is Affixed to Product <input type="checkbox"/> Lithograph <input type="checkbox"/> Paper glued <input type="checkbox"/> Stenciled		<input type="checkbox"/> Other _____			
Section - IV					
1. Contact Point (Complete items directly below for identification of individual to be contacted, if necessary, to process this application.)					
Name Charles W. Boyd		Title Registrations Manager		Telephone No. (Include Area Code) (919) 549-2422	
Certification I certify that the statements I have made on this form and all attachments thereto are true, accurate and complete. I acknowledge that any knowingly false or misleading statement may be punishable by fine or imprisonment or both under applicable law.					6. Date Application Received (Stamped)
2. Signature 		3. Title Registration Manager			
4. Typed Name Charles W. Boyd		5. Date 11/22/05			

2/7

Section II - Explanation

NOTIFICATION

Bayer Corporation is submitting a **Notification** to update the storage and disposal directions per PR-Notice 2001-6. We have also updated the contact phone number. DEC - 5 2005

This notification is consistent with the provision of PR Notice 98-10, 2001-6 and EPA regulations at 40 CFR 152.46, and no other changes have been made to the labeling or the confidential statement of formula of this product. I understand that it is a violation of 18 U.S.C. Sec. 1001 to willfully make any false statement to EPA. I further understand that if this notification is not consistent with the terms of PR Notice 98-10 and 40 CFR 152.46, this product may be in violation of FIFRA and I may be subject to enforcement action and penalties under sections 12 and 14 of FIFRA.

3/7

(Front Panel)

NOTIFICATION

DEC - 5 2005

Bayleton[®] 1 Granular Fungicide

- Curative and preventative lawn disease control
- Stops and prevents listed diseases
- Controls many common lawn diseases
- Protects up to 2 months
- Systemic fungicide is absorbed by grass and will not wash off
- Cures & prevents common lawn diseases including brown patch, dollar spot, red thread, and rusts
- One application protects up to 2 months
- Cures and prevents common lawn diseases
- 100% Satisfaction Guaranteed

ACTIVE INGREDIENT:

Triadimefon 1.0 %

OTHER INGREDIENTS: 99.0 %

Net Wt: 6 lbs. (2.7 kg), 7.5 lbs. (3.4 kg), 11.25 lbs. (5.1 kg), 15 lbs. (6.8 kg)

STOP - Read This Entire Label Before Use
KEEP OUT OF REACH OF CHILDREN

CAUTION

See Back Panel for Additional Ingredients and Precautionary Statements



Text in [] is optional

4/7

(BACK PANEL)

Bayleton 1 Granular Fungicide cures and prevents turf damaging diseases from invading your yard. This rainproof formula provides up to 2 months protection against most common lawn diseases including Brown Patch, Dollar Spot, and Anthracnose. Keeping your lawn disease-free has never been easier.

READ THE LABEL FIRST!

QUICK FACTS	
<ul style="list-style-type: none"> Stops and Prevents Common Lawn Diseases Easy-to-Use Granules 	
CONTROLS	Brown Patch, Dollar Spot, Red Thread, Rusts and other listed diseases [Anthracnose, Brown Patch, Copper Spot, Dollar Spot, Powdery Mildew, Red Thread, Rusts, Stripe Smut, Summer Patch]
WHERE TO USE	On lawns
WHEN TO USE	<ul style="list-style-type: none"> To treat an existing disease: Apply at first sign of disease To prevent diseases: Make first application before hot, humid weather
HOW MUCH TO USE	See spreader settings
 	For questions or comments, call toll-free 1-877-BayerAG, or visit us on-line at www.AdvancedLawn.com

FOR OUTDOOR RESIDENTIAL USE ONLY**ACTIVE INGREDIENT:**

Triadimefon 1.0 %

OTHER INGREDIENTS:

..... 99.0 %

TOTAL

..... 100.0 %

EPA Reg. No. 72155-46**EPA Est. No. ____**

Triadimefon is the chemical name for Bayleton®

DIRECTIONS FOR USE

It is a violation of Federal Law to use this product in a manner inconsistent with its labeling. For best results, read and follow all label directions.

BEFORE YOU USE

Read and follow these directions when using:

- Do not apply near fish pools, ponds, streams or lakes.
- If lawn is very dry, water and let dry before applying.

HOW TO USE**HOW TO APPLY**

- Apply product with rotary/drop spreader at rate given below.
- Water lawn after application

CONTROLS**HOW MUCH TO APPLY****WHEN TO APPLY**

Dollar Spot

Curative Rate
3 lbs/1000 sq ft
(See Spreader Settings table)**Curative:** Apply at 14-day intervals until control is achieved, then reduce to Preventative Rate and Timing.**Preventative:** Apply at 30- to 60-day intervals until cooler, drier weather arrives

Anthracnose

Preventative Rate
1.5 lbs/1000 sq ft**Curative:** Apply at 14-day intervals until control is achieved, then reduce to Preventative Rate and Timing.**Preventative:** Apply at 21- to 30-day intervals until cooler, drier weather arrivesBrown Patch /Rhizoctonia
Blight (Suppression)Copper Spot
Powdery Mildew
Red Thread
Rusts**Curative:** Apply at 14-day intervals until control is achieved, then reduce to Preventative Rate and Timing.**Preventative:** Apply at 15- to 30-day intervals until cooler, drier weather arrives**DIRECTIONS FOR USE** continued in next column

57

DIRECTIONS FOR USE continued		
CONTROLS	HOW MUCH TO APPLY	WHEN TO APPLY
Stripe Smut	Preventative Rate: 3 lbs/1000 sq ft	Apply once in spring when grass begins to grow.
Summer Patch		Apply at 30-day intervals beginning mid-June or 1 month before this disease usually appears in your area.
FOR BEST RESULTS	<p>Best results are obtained when this product is used as a disease <i>preventative</i> in a complete lawn care program.</p> <p>Lawn diseases thrive in hot, humid temperatures and under/over fertilized lawn. Thatch build-up also contributes to the problem. Water your lawn in the early morning, never in the late evening. Have a soil test conducted to determine nutrient deficiencies.</p> <p>De-thatch whenever more than 1/2-inch exists. Mow often at a height recommended for your grass type and the season.</p> <p>For more information on what you can do to control lawn diseases, contact your local County Extension Service (usually found in the white Pages of the phone book under the name of your county).</p>	
HOW BAYLETON 1 GRANULAR WORKS	Watering after application carries the fungicide into the root zone. It enters the grass through its roots and blades. Rain or water cannot wash off this internal protection!	

SPREADER SETTINGS:

If your spreader is not listed, please call our toll-free Consumer Service hotline 1-877-BayerAG for help.

Settings are approximate. The condition of your spreader, the speed at which you walk and uneven terrain may affect the rate of application. Calibrate your spreader according to manufacturer's directions.

Do not use a spreader that applies granules in narrow, concentrated or uneven bands. Be sure the spreader works properly and spreads granules evenly.

Tip: 1000 sq. ft. = 20 x 50 ft

SPREADER SETTINGS			
BROADCAST SPREADERS			
MODEL	RATE		Distance Between Passes (ft.)
	1.5 lbs/1000 sq ft	3 lbs/1000 sq ft	
Cyclone	4	4.5	4
Earthway	9	11	2.5
K mart K-Gro	-	2	4
Ortho	-	2	4
Precision Products	2.5	3.5	2.5
Red Devil	2.5	3.5	2.5
Republic EZ Broadcast	-	2	4
Scotts Easygreen	25.5	27	2.5
Scotts Speedygreen 2000, 3000	-	2	2.5
Scotts Tractor	-	2	4
Sears Craftsman	-	2	4
Spyker 24-22, 34, 52, 62, 63, 64	3.3	4.2	5
True Temper	4	4.5	4
Vigoro	2.5	3.5	2.5

6/7

DROP SPREADERS			
MODEL	RATE		Distance Between Passes (ft.)
	1.5 lbs/1000 sq ft	3 lbs/1000 sq ft	
Central	2	3.75	N/A
Gandy Turf Tender 24, 30, 36	23	29	N/A
K mart K-Gro	6	7.5	N/A
Ortho	6	7.5	N/A
Precision Products	1.5	2	N/A
Quaker	2	3.75	N/A
Red Devil	1.5	2	N/A
Republic EZ Drop	6	7.5	N/A
Scotts Accugreen 1000, 2000	5	6.25	N/A
Scotts Accugreen 3000	4.5	6.25	N/A
Scotts Accugreen PSB D-94 (Metal)	4.75	6	N/A
Scotts Drop PF-1, PF-2, PF-3, PF-4	4.75	6	N/A
Scotts Precision Green	4.75	6	N/A
Sears Craftsman	6	7.5	N/A
Vigoro	1.5	2	N/A



Children and pets may re-enter the treated area after it has been watered in and allowed to dry.

IMPORTANT: Directions for Storage and Disposal

Storage Conditions:	Store in original container in a cool, dry place, out of the reach of children, preferably a locked storage cabinet.
Disposal:	If Empty: <ul style="list-style-type: none"> Do not reuse empty bag. Place empty bag in trash or offer for recycling if available. If Partly Filled: <ul style="list-style-type: none"> Call your local solid waste agency toll-free 1-877-229-3724 for disposal instructions. Never place unused product down any indoor or outdoor drain.



PRECAUTIONARY STATEMENTS HAZARDS TO HUMANS AND DOMESTIC ANIMALS

CAUTION

- Harmful if swallowed, inhaled, or absorbed through the skin.
- Causes moderate eye irritation.
- Avoid breathing vapor or dust.
- Avoid contact with skin, eyes, or clothing.
- Do not contaminate feed or food.
- Wash thoroughly with soap and warm water after handling.
- Wash contaminated clothing with soap and hot water before reuse.

717

FIRST AID +	
IN THE CASE OF ACCIDENTAL...	IMMEDIATELY...
Swallowing	<ul style="list-style-type: none"> • Call a poison control center or doctor immediately for treatment advice. • Have person sip a glass of water if able to swallow. • Do not induce vomiting unless told to do so by a poison control center or doctor.
Contact with eyes	<ul style="list-style-type: none"> • Hold eye open and rinse slowly and gently with water for 15 to 20 minutes. • Remove contact lenses, if present, after the first 5 minutes, then continue rinsing eye. • Call a poison control center or doctor for treatment advice.
Inhalation	<ul style="list-style-type: none"> • If breathing is affected, move person to fresh air. • Contact doctor or poison control center for further treatment advice • If not breathing, call an ambulance and give artificial respiration.
<p>NOTE: When calling poison control center, have this product label accessible. If seeking treatment at an emergency room or doctor's office, bring this product label to show medical personnel. You may call toll-free 877-229-3763 for medical emergency information.</p> <p>Active ingredient: Triadimefon 1.0% (CAS # 43121-43-3).</p>	
<p>Symptoms of Poisoning: Acute poisoning is accompanied by hyperactivity followed by sedation.</p>	

ENVIRONMENTAL HAZARDS

- Do not apply directly to lakes, streams, rivers or ponds.
- Apply this product only as specified on this label.

Research and testing have determined that the "Directions for Use" are appropriate for the proper use of BAYLETON 1 Granular Fungicide under expected conditions. The Buyer assumes responsibility for lack of performance or safety if not used according to the directions on this label.

Money Back Guarantee: If you are not satisfied with this product, we will gladly refund your original purchase price.

B - 9420c 6/27/00

Bayer Advanced

A Business Unit of Bayer CropScience LP
P.O. Box 12014, 2 T.W. Alexander Drive
Research Triangle Park, North Carolina 27709

Bayleton 1 Granular (MASTER) Approved 06/27/00, Notification 10/18/05, 11/18/05