



UNITED STATES ENVIRONMENTAL PROTECTION AGENCY  
WASHINGTON, DC 20460

OFFICE OF CHEMICAL SAFETY  
AND POLLUTION PREVENTION

April 21, 2016

Norma C. Pangilinan, Ph.D.  
Bayer CropScience LP  
2 T.W. Alexander Drive  
RTP, NC 27709

Subject: Label Amendment – Addition of Sublabel to Separate Application Methods  
Product Name: TEMPO CONCENTRATE INSECTICIDE  
EPA Registration Number: 72155-39  
Application Date: February 17, 2016  
Decision Number: 514419

Dear Dr. Pangilinan:

The amended label referred to above, submitted in connection with registration under the Federal Insecticide, Fungicide and Rodenticide Act, as amended, is acceptable. This approval does not affect any conditions that were previously imposed on this registration. You continue to be subject to existing conditions on your registration and any deadlines connected with them.

The following alternate brand names have been added to the product record:

**Bayer Advanced Tree and Shrub Insect Killer Spray Ready-to-Spray**  
**Bayer Advanced Tree and Shrub Insect Killer Spray Concentrate**  
**Bayer Advanced Complete Brand Insect Killer for Lawns**  
**Bayer Advanced Complete Brand Insect Killer for Lawns<sup>1</sup>**  
**Bayer Advanced Insect Killer for Lawns**  
**Bayer Advanced Insect Killer for Lawns<sup>1</sup>**

A stamped copy of your labeling is enclosed for your records. This labeling supersedes all previously accepted labeling. You must submit one copy of the final printed labeling before you release the product for shipment with the new labeling. In accordance with 40 CFR 152.130(c), you may distribute or sell this product under the previously approved labeling for 18 months from the date of this letter. After 18 months, you may only distribute or sell this product if it bears this new revised labeling or subsequently approved labeling. "To distribute or sell" is defined under FIFRA section 2(gg) and its implementing regulation at 40 CFR 152.3.

Should you wish to retain a reference to the company's website on your label, then please be aware that the website becomes labeling under the Federal Insecticide Fungicide and Rodenticide Act and is subject to review by the Agency. If the website is false or misleading, the product would be misbranded and unlawful to sell or distribute under FIFRA section 12(a)(1)(E). 40 CFR 156.10(a)(5) list examples of statements EPA may consider false or misleading. In addition, regardless of whether a website is referenced on your product's label, claims made on the

website may not substantially differ from those claims approved through the registration process. Therefore, should the Agency find or if it is brought to our attention that a website contains false or misleading statements or claims substantially differing from the EPA approved registration, the website will be referred to the EPA's Office of Enforcement and Compliance.

Your release for shipment of the product constitutes acceptance of these conditions. If these conditions are not complied with, the registration will be subject to cancellation in accordance with FIFRA section 6. If you have any questions, please contact Maggie Rudick by phone at 703-347-0257, or via email at [rudick.maggie@epa.gov](mailto:rudick.maggie@epa.gov).

Sincerely,

A handwritten signature in black ink, appearing to read 'KBD', enclosed within a large, hand-drawn oval.

Kable Bo Davis, Product Manager 3  
Invertebrate and Vertebrate Branch 1  
Registration Division (7505P)  
Office of Pesticide Programs

Enclosure

[Master Label]

[This master label contains two sub-labels, A and B, and each sub-label is marketed with an alternate brand name.]

[This label contains two separate label statements for Pump Sprayer/Hose and Sprayer Concentrate product use (Sub-label B) and Pre-Packaged Ready-To-Spray product use (Sub-label A.)

(Front Panel)

# Tempo® Concentrate Insecticide

[ABN: Bayer Advanced Vegetable & Garden Insect Spray Concentrate; Bayer Advanced Vegetable & Garden Insect Spray Ready-to-Spray; Bayer Advanced Complete Brand Insect Killer for Lawns<sup>1</sup>; Bayer Advanced Insect Killer for Lawns<sup>1</sup>; Bayer Advanced Tree & Shrub Insect Killer Spray Ready-to-Spray; and Bayer Advanced Tree & Shrub Insect Killer Spray Concentrate]

For Use On: [Vegetables,] [Flowers,] [Peanuts,] [Sunflowers,] [Grapes,] [Lawns,] [Ground Covers,] [Shrubs,] [Trees,] [and] [Around Homes]

Measure-Up™ Cup

Exact Measure Every Time

CONCENTRATE KILLS [LISTED] [\*] INSECTS RAINPROOF WITHIN 1 HOUR OF APPLICATION

**ACTIVE INGREDIENT:**

Cyfluthrin ..... 0.75%

**OTHER INGREDIENTS:**..... 99.25%

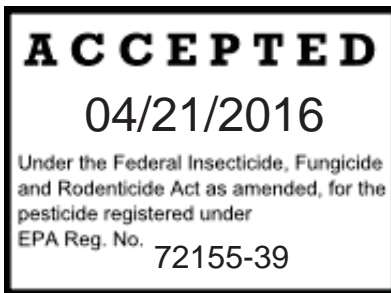
**TOTAL:** ..... 100.00%

0.0626 lbs cyfluthrin per gallon of product

Net Contents: 16 fl. oz. or 32 fl oz or 40 fl oz

**STOP - Read This Entire Label Before Use**  
**KEEP OUT OF REACH OF CHILDREN**  
**CAUTION**

See back panel for additional precautionary statements.



(Sub-Label A: Ready-to-Spray Sub-Label)  
(Front Panel)

# Tempo<sup>®</sup> Concentrate Insecticide

[ABN: Bayer Advanced Vegetable & Garden Insect Spray Ready-to-Spray; Bayer Advanced Complete Brand Insect Killer for Lawns<sup>1</sup>; Bayer Advanced Insect Killer for Lawns<sup>1</sup>; Bayer Advanced Tree & Shrub Insect Killer Spray Ready-to-Spray ]

For Use On: [Vegetables,] [Peanuts,] [Sunflowers,] [Grapes,] [Lawns,] [Ground Covers,] [Flowers, Shrubs,] [Trees,] [and] [Around Homes]

KILLS [LISTED] [\*] INSECTS

RAINPROOF WITHIN 1 HOUR OF APPLICATION

**ACTIVE INGREDIENT:**

Cyfluthrin ..... 0.75%

**OTHER INGREDIENTS:**..... 99.25%

**TOTAL:** ..... 100.00%

0.0626 lbs cyfluthrin per gallon of product

**Net Contents:** 16 fl. oz. or 32 fl oz or 40 fl oz


**STOP - Read This Entire Label Before Use**  
**KEEP OUT OF REACH OF CHILDREN**

## CAUTION

See back panel for additional precautionary statements.

**(BACK PANEL)**

[This product kills listed outdoor pests by contact. Keeping your [vegetable] garden and lawn free of listed pests has never been easier. This product is ready to spray. Just attach this bottle to your hose according to directions. Water automatically mixes with the concentrate as you spray.]

<b>QUICK FACTS</b>	
Quickly Stops Harmful [Listed] Insects[*] Before They Do Damage Kills listed insects[*] [by] [through] contact and keeps [on] protecting for up to 2 weeks Effective Against a Broad Range of Listed Pests[*] Ready to Spray...No Mixing, no Measuring (RTS) This product is ready to spray. Just attach this bottle to your hose according to directions. Water automatically mixes with the concentrate as you spray.	
<b>KILLS</b>	Aphids, Caterpillars, Japanese beetles (adults), Leaf-feeding beetles, Stink Bugs (including Brown Marmorated Stink Bugs), Whiteflies, and other listed pests[*].
<b>COVERAGE</b>	Makes up to 64 gallons of spray (32 fl oz size) (For Vegetable and Ornamental Applications) Covers 5,333 sq ft (32 fl oz size) (Lawn Application)
<b>WHERE TO USE</b>	[Vegetables,] [Peanuts,] [Sunflowers,] [Grapes,] [Lawns,] [Ground Covers,] [Flowers, Shrubs,] [Trees,] [and] [Around Homes]
<b>WHEN TO USE</b>	When [listed] insects[*] or damage first appear
<b>HOW MUCH TO USE</b>	No measuring needed. Dilutes automatically.
<b>WHEN TO HARVEST</b>	See plant specific restrictions for pre-harvest interval. If no pre-harvest interval is listed, the product may be applied up to and including day of harvest.
	For questions or comments, call toll-free 1-877-BayerAG (1-877-229-3724) or visit our website at <a href="http://www.BayerAdvanced.com">www.BayerAdvanced.com</a>

**ACTIVE INGREDIENT:**

Cyfluthrin..... 0.75 %

**OTHER INGREDIENTS:**..... 99.25 %

**TOTAL:**..... 100.00 %

[Cyfluthrin is the chemical name for Tempo®]

EPA Reg. No. 72155-39

EPA Est. No. XXXX-AA-1

## + FIRST AID

<b>If swallowed</b>	<ul style="list-style-type: none"><li>• Call a poison control center or doctor immediately for treatment advice</li><li>• Have person sip a glass of water if able to swallow</li><li>• Do not induce vomiting unless told to do so by a poison control center or doctor</li><li>• Do not give anything by mouth to an unconscious person</li></ul>
<b>If in eyes</b>	<ul style="list-style-type: none"><li>• Hold eye open and rinse slowly and gently with water for 15 to 20 minutes</li><li>• Remove contact lenses, if present, after the first 5 minutes, then continue rinsing eyes</li><li>• Call a poison control center or doctor for treatment advice</li></ul>
<b>If inhaled</b>	<ul style="list-style-type: none"><li>• Move person to fresh air</li><li>• If person is not breathing, call 911 or an ambulance, then give artificial respiration, preferably mouth-to-mouth if possible</li><li>• Call a poison control center or doctor for further treatment advice</li></ul>
<b>NOTE:</b> When calling poison control center, have this product label accessible. If seeking treatment at an emergency room or doctor's office, bring this product label to show medical personnel. You may call toll-free (877) 229-3763 for medical emergency information.	
<b>Active Ingredient:</b> 0.75% Cyfluthrin [CAS # 68359-37-5]	
<b>Note to Physician:</b> No specific antidote is available. Treat the patient symptomatically.	

## PRECAUTIONARY STATEMENTS

### HAZARDS TO HUMANS AND DOMESTIC ANIMALS

#### CAUTION

- Harmful if swallowed or inhaled
- Causes eye irritation
- Avoid contact with skin, eyes, or clothing
- Wash thoroughly with soap and water after handling
- Do not use kitchen utensils for measuring. Keep utensils used for measuring with product and away from children

### ENVIRONMENTAL HAZARDS

- This pesticide is toxic to fish and other aquatic organisms.
- This pesticide is highly toxic to bees exposed to direct treatment or residues on plants or weeds. Do not apply Tempo® Concentrate Insecticide or allow it to drift onto plants or weeds on which bees are actively foraging.
- To protect the environment, do not allow pesticide to enter or run off into storm drains, drainage ditches, gutters, or surface waters. Applying this product in calm weather when rain is not predicted for the next 24 hours will help to ensure that wind or rain does not blow or wash pesticide off the treatment area. Rinsing application equipment over the treated area will help avoid run off to water bodies or drainage systems.

# DIRECTIONS FOR USE

It is a violation of Federal law to use this product in a manner inconsistent with its labeling.

For best results, read and follow all label directions.

## BEFORE YOU USE

Read and follow these directions when using:

- Apply the product to flowering plants during early morning or late evening, when bees are not present.
- Do not spray the product into fish pools, ponds, streams, or lakes.
- Remove animal feeding dishes prior to application. Keep children and pets away from treated areas until spray has dried.
- Do not water the treated area to the point of run-off.
- Do not make application during rain.
- All outdoor applications must be limited to spot or crack and crevice treatments only, except for the following permitted uses:
  - (1) Treatment to soil or vegetation around structures;
  - (2) Applications to lawns, turf, and other vegetation;
  - (3) Applications to building foundations, up to a maximum height of 3 feet.
 Other than applications to building foundations, all outdoor applications to impervious surfaces such as sidewalks, driveways, patios, porches and structural surfaces (such as windows, doors, and eaves) are limited to spot and crack and crevice applications, only.
- Application is prohibited directly into sewers or drains, or to any area like a gutter where drainage to sewers, storm drains, water bodies, or aquatic habitat can occur. Do not allow the product to enter any drain during or after application.

## WHEN TO USE

Spray when [listed] insects [\*] or damage first appear. Refer to specific use area for additional instructions.

## HOW TO ATTACH & SPRAY

[Optional Sprayer Directions 1]

Shake Well Before Using

Adjust nozzle on your sprayer to desired spray pattern.

Hold sprayer about 12 inches from foliage.

Spray leaves and tender new shoots.

ART: of steps above

To kill [listed] insects[\*] that may hide, spray the underside of the leaves. Apply until leaves are evenly coated with spray, but not dripping.

ART: spraying undersides of leaves

[Optional Sprayer Directions 2]

### CONNECT

Shake well before use.

Securely Connect sprayer to garden hose.

Be sure that ON/OFF Switch is in OFF position, toward hose end of sprayer.

Turn on water at faucet.

For first time use, remove plastic shipping lock from beneath switch.

### SPRAY

Extend hose to farthest area to be treated, point sprayer nozzle in direction to be sprayed.

Begin spraying - Push ON/OFF Switch forward into ON position.

Walk at a steady pace while spraying, using an even sweeping motion, and slightly overlap treated areas. Work back toward faucet to avoid walking over wet, treated grass.

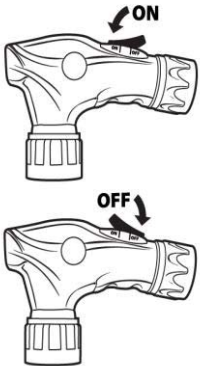
### FINISH

To stop spraying, push ON/OFF Switch to OFF position.

Turn off water at faucet.

Relieve water pressure in hose by turning ON/OFF Switch back to ON position until water slows to a drip, then return ON/OFF switch to OFF position.

Disconnect sprayer from hose.



[Optional Sprayer Directions 3]

### CONNECT

	<ol style="list-style-type: none"> <li>1. Shake well before use.</li> <li>2. Connect sprayer to garden hose.</li> <li>3. Turn on water.</li> </ol> <p><b>SPRAY</b></p> <ol style="list-style-type: none"> <li>1. Extend hose to farthest area to be treated, point sprayer nozzle in direction to be sprayed.</li> <li>2. Begin spraying &lt;Insert sprayer-specific language here&gt; [Hayes HP-2 and Calmar RTS] sprayers: Press lock tab while using other hand to turn sprayer valve to ON position. 3. Walk at a steady pace while spraying, using an even sweeping motion, and slightly overlap the treated areas. Work back toward the faucet to avoid walking over wet, treated area.</li> </ol> <p><b>FINISH</b></p> <ol style="list-style-type: none"> <li>1. To stop spraying, &lt; Insert sprayer-specific language here.&gt; [Hayes HP-2 RTS sprayer]: Press lock tab while using other hand to turn sprayer valve to OFF position. Calmar &amp; Green Garden RTS sprayers: turn sprayer valve to OFF position.</li> <li>2. Turn off water at faucet.</li> <li>3. Relieve water pressure in hose by turning sprayer valve back to ON position until water slows to a drip then turn sprayer valve to OFF position.</li> <li>4. Disconnect sprayer from hose.]</li> </ol>
--	---

<b>Peanut</b>			
<b>PESTS CONTROLLED</b>			
Armyworm (1 <sup>st</sup> and 2 <sup>nd</sup> instar)	Fall armyworm (1 <sup>st</sup> and 2 <sup>nd</sup> instar)	Potato leafhopper	Thrips
Bean leaf beetle	Green cloverworm	Rednecked peanut worm	Vegetable weevil
Beet armyworm (1 <sup>st</sup> and 2 <sup>nd</sup> instar)	Grape colaspis (adult)	Stink bugs	Velvetbean caterpillar
Cutworms	Grasshoppers	Threecornered alfalfa hopper	Whitefringed beetle (adult)
Corn earworm	Japanese beetle (adult)	Southern armyworm (1 <sup>st</sup> and 2 <sup>nd</sup> instar)	Whitefly (adult)
Corn rootworms (adult)	June beetle (adult)	Soybean looper	
<b>Restrictions:</b>			
Pre-harvest Interval: Do not harvest until at least 14 days after application.			
Do not spray more than 3 times per year.			

<b>Sunflowers</b>		
<b>PESTS CONTROLLED</b>		
Banded sunflower moth	Sunflower beetle	Sunflower midge
Cutworms	Stink bugs	Sunflower moth
Grasshoppers	Sunflower bud moth	Sunflower seed weevil
Palestriped flea beetle	Sunflower headclipping weevil	Sunflower stem weevil (adult)
<b>Restrictions:</b>		
Pre-harvest Interval: Do not harvest until at least 30 days after application.		
Do not spray more than 3 times per year.		



**Brassica (Cole) Leafy Vegetables:**

Broccoli, Broccoli raab (rapini), Chinese (gai lon) broccoli, Brussels sprouts, Cabbage, Chinese (bok choy) cabbage, Chinese (napa) cabbage, Chinese mustard (gai choy) cabbage, Cauliflower, Cavalo broccolo, Collards, Kale, Kohlrabi, Mizuna, Mustard greens, Mustard spinach, Rape greens, and Turnip greens.

**PESTS**

Alfalfa looper	Corn earworm	Japanese beetle (adult)	Southern cabbageworm
Armyworm (1 <sup>st</sup> and 2 <sup>nd</sup> instar)	Cutworms	Lygus bug	Tarnished plant bug
Beet armyworm (1 <sup>st</sup> and 2 <sup>nd</sup> instar)	Diamondback moth (larvae)	Meadow spittlebug	Thrips
Cabbage flea beetle	Fall armyworm (1 <sup>st</sup> and 2 <sup>nd</sup> instar)	Potato leafhopper	Vegetable weevil (adult)
Cabbage looper	Grasshoppers	Southern armyworm (1 <sup>st</sup> and 2 <sup>nd</sup> instar)	Whitefly (adult)
Cabbage webworm	Imported cabbageworm	Stink bugs	Yellowstriped armyworm (1 <sup>st</sup> and 2 <sup>nd</sup> instar)

**Restrictions:**

Do not spray more than 4 times per year.

**Cucurbits (except crops grown for seed):**

Balsam apple, Balsam pear, Bitter melon, Chayote, Chinese cucumber, Chinese waxgourd (Chinese preserving melon), Citron melon, Cucumber, Gherkin, Edible gourd (includes: hyotan, cucuzza, henchmia and Chinese okra), Muskmelon (includes: cantaloupe, true cantaloupe, casaba, crenshaw melon, golden pershaw melon, honeydew melon, honey balls, mango melon, Persian melon, pineapple melon, Santa Claus melon, and snake melon), Pumpkin, Summer squash (includes: crookneck squash, scallop squash, straightneck squash, vegetable marrow, and zucchini), Watermelon, Winter squash (includes: butternut squash, calabaza, hubbard squash, acorn squash and spaghetti squash)

**PESTS**

Armyworm (1 <sup>st</sup> and 2 <sup>nd</sup> instar)	Cucumber beetle	Pickleworm	Stripped cucumber beetle
Cabbage looper	Grasshoppers	Potato leafhopper	Tarnished plant bug
Corn earworm	Lygus bug	Rindworm	Tobacco budworm
Cutworms	Melonworm	Stink bugs	Whitefly (adult)

**Restrictions:**

Do not spray more than 4 times per year.

**Fruiting Vegetables**

Eggplant, Groundcherry, Pepino, Pepper (includes: bell pepper, chili pepper, cooking pepper, pimento, sweet pepper), Tomatillo, and Tomato

**PESTS**

Beet armyworm (1 <sup>st</sup> and 2 <sup>nd</sup> instar)	Flea beetles	Southern armyworm (1 <sup>st</sup> and 2 <sup>nd</sup> instar)	Tomato hornworm
Cabbage looper	Garden webworm	Stink bugs (including Brown Marmorated Stink Bugs)	Tomato pinworm
Celery leaf-tier	Leafminers	Tarnished plant bug	Variegated cutworm
Colorado potato beetle	Pepper weevil	Thrips (except <i>Thrips palmi</i> )	Whitefly (adult)
European corn borer	Potato aphid	Tomato fruitworm (corn earworm)	Western yellowstriped armyworm (1 <sup>st</sup> and 2 <sup>nd</sup> instar)
	Potato leafhopper		

**Restrictions:**

Pre-harvest Interval: Do not harvest until at least 7 days after application, except for tomato, which has no PHI.

Do not spray more than 6 times per year.

**Leafy Vegetables:**

Amaranth (Chinese spinach), Arugula (rouquette), Cardoon, Celery, Chinese celery, Celtuce, Chervil, Chrysanthemum (edible-leaved and garland), Corn salad, Cress (garden and upland), Dandelion, Dock (sorrel), Endive (escarole), Florence fennel, Lettuce (head and leaf), New Zealand spinach, Orach, Parsley, Purslane (garden and winter), Radicchio (red chicory), Rhubarb, Spinach, Swiss chard, Vine spinach

**PESTS**

Alfalfa looper	European corn borer	Japanese beetle (adult)	Stink bugs
Beet armyworm (1 <sup>st</sup> and 2 <sup>nd</sup> instar)	Fall armyworm (1 <sup>st</sup> and 2 <sup>nd</sup> instar)	Leafhoppers	Tarnished plant bug
Cabbage looper	Flea beetles	Lygus bug	Thrips
Corn earworm	Grasshoppers	Meadow spittlebug	Vegetable weevil (adult)
Cutworms	Green cloverworm	Saltmarsh caterpillar	Whitefly (adult)
Diamondback moth (larvae)	Imported cabbageworm	Southern armyworm (1 <sup>st</sup> and 2 <sup>nd</sup> instar)	Yellowstriped armyworm (1 <sup>st</sup> and 2 <sup>nd</sup> instar)

**Restrictions:**

Do not spray more than 4 times per year.

**Potato and Other Tuberous and Corm Vegetables:**

Arracacha, Arrowroot, Artichoke (Chinese and Jerusalem), Edible canna, Cassava (bitter and sweet), Chayote root, Chufa, Dasheen (taro), Ginger, Leren, Potato, Sweet potato, Tanier, True yam, Turmeric, Yam bean

**PESTS**

Aphids	Cutworms	Potato psyllid	Sweetpotato weevil (adults)
Cabbage looper	European corn borer	Potato tuberworm	Tarnished plant bug
Colorado potato beetle	Flea beetles		

**Restrictions:**

Do not spray more than 6 times per year.

**Root Vegetables (except sugarbeet):**

Garden beet, Edible burdock, Carrot, Celeriac, Turnip-rooted chervil, Chicory, Ginseng, Horseradish, Turnip-rooted parsley, Parsnip, Radish, Oriental radish, Rutabaga, Salsify (black, Spanish, and oyster plant), Skirret, Turnip

**PESTS**

Aster leafhopper	Cutworms	Flea beetles	Potato leafhopper
Carrot weevil			

**Restrictions:**

Do not spray more than 5 times per year.

**Sweet Corn****PESTS**

Armyworm (1 <sup>st</sup> and 2 <sup>nd</sup> instar)	Corn silk fly	Japanese beetle (adult)	Southwestern corn borer
Bean leaf beetle	European corn borer	June beetle (adult)	Stalk borer
Black cutworm	Fall armyworm (1 <sup>st</sup> and 2 <sup>nd</sup> instar)	Leafhoppers	Stink bugs
Cereal leaf beetle		Masked chafer (adult)	Webworm
Chinch bug	Flea beetle	Sand hill cutworm	Western bean cutworm
Click beetle (adult)	Granulate cutworm	Southern armyworm (1 <sup>st</sup> and 2 <sup>nd</sup> instar)	Yellowstriped armyworm (1 <sup>st</sup> and 2 <sup>nd</sup> instar)
Corn earworm	Grape colaspis (adult)	Southern corn leaf beetle	
Corn rootworms (adult)	Grasshoppers		

**Restrictions:**

Do not spray more than 10 times per season.

**Grapes**

Includes: Table grape, Raisin, Wine and Muscadine grape

**PESTS**

Climbing cutworm	Grape flea beetle	Grape mealybug (crawlers)	Orange tortrix
Grape berry moth	Grape leafroller	Glassywinged sharpshooter	Thrips
Grape bud beetle	Grape leafhopper	Grape leaf skeletonizer	Variiegated leafhopper
Grape cane gallmaker (adult)	Grape leafroller	Omnivorous leafroller	Western grape leaf skeletonizer

**Restrictions:**

Pre-harvest Interval: Do not harvest until at least 3 days after application.

Do not spray more than 4 times per year.

**FOR BEST RESULTS:**

Do not water the foliage within one hour after applying. To avoid serious damage to plants, eliminate pests early in the season before they multiply.

<b>FLOWERS, TREES, SHRUBS, GROUND COVERS</b>		
<b>PESTS</b>		
Aphids Bagworms Boxelder bugs Clover mites Elm leaf beetles Grasshoppers Gypsy moth larvae	Japanese beetle (adults) Lace bugs Leaf-feeding caterpillars Leaf-feeding beetles Leafhoppers (Including Glassy-winged Sharpshooter)	Mealybugs Pillbugs Scale (crawler stages) Spittlebugs Stink Bugs (including Brown Marmorated Stink Bugs) Thrips Whiteflies
<b>HOW TO APPLY</b>		
<p>Spray foliage, tender new shoots and the underside of leaves thoroughly.</p> <p>To Kill insects that hide, spray the underside of the leaves. Apply until leaves are evenly coated with spray droplets, but not dripping. (ART)</p> <p>For severe infestation, repeat every 7 to 14 days not to exceed 11 applications per year.</p>		

<b>RESIDENTIAL [NUISANCE] PESTS OUTDOORS</b>		
<b>PESTS</b>		
Ants Boxelder bugs Clover mites Cockroaches Crickets	Earwigs Flies Midges Mosquitoes	Pillbugs Sowbugs Spiders Stink Bugs (including Brown Marmorated Stink Bugs) Wasps
<b>HOW TO APPLY</b>		
<p>Spray thoroughly beneath shrubs, around house foundation and in nearby tall grass or weeds. Cover evenly. (ART)</p> <p>Adjust spray nozzle to a coarse spray to reach down into tall grass.</p> <p>1 gallon of spray treats 1,000 sq ft of ground. (ART)</p> <p>For severe infestation, repeat every 7 to 14 days not to exceed 11 applications per year.</p>		

<b>LAWN PESTS</b>	
<b>PESTS</b>	
Ants Armyworms Bluegrass Billbugs (adults) Chiggers Chinch bugs Crickets Cutworms Earwigs Fire Ants Fleas	Grasshoppers Hyperodes weevils (adults) Japanese Beetles (adults) Mole Crickets Sod webworms (lawn moths) Stink Bugs (including Brown Marmorated Stink Bugs) Ticks (including deer ticks)
<b>HOW TO APPLY</b>	
<p>Use this hose-end sprayer. The goal is to have large droplets and enough spray to penetrate the lawn and reach the soil.</p> <p>Do not mow for one day after application.</p> <p>For severe infestation, repeat every 7 to 14 days; not to exceed 9 applications per year.</p>	

This product is ready to spray. Just attach this bottle to your hose according to directions. Water automatically mixes with the concentrate as you spray.

## HOW TO ATTACH & SPRAY

1. Connect your garden hose to the bottle. Be sure the (color inserted here) water control valve on top of the spray nozzle is in the OFF position.

(ART)

2. Turn on the water at faucet. Twist the small, star-shaped, (color inserted here) product-control button to align the flat portion with the lock tab. Push the button in to open. Be certain to choose the setting below which describes your use area. (See below)

(ART)

**For Use On Lawn Pests:** Turn on water at faucet. Pull the small star-shaped, (color inserted here) product-control button out until it stops. Twist the (color inserted here) product control button so that the "L" on the product-control button is at the top of the control valve AND the product control valve is aligned with the flat portion of the lock tab. Push the button in to open. Proceed to Step #3/

**For All Other Uses:** Turn on water at faucet. Pull the small star-shaped, (color inserted here) product-control button out until it stops. Twist the (color inserted here) product-control button so that the "G" on the product-control button is at the top of the control valve AND the product control valve is aligned with the flat portion of the lock tab. Push the button in to open. Proceed to Step #3.

3. To begin spraying, point nozzle toward the area to be treated and turn the (Color) water control valve to the ON position. Tab will be horizontal.

(ART)

4. To stop spraying, turn the (color) water control valve on top of the spray nozzle to OFF. To close, push in the small round button opposite the star-shaped product-control button. Turn off faucet.

(ART)

## TIPS FOR APPLYING

1. Extend hose to the farthest area to be treated and work back toward the faucet to avoid walking into wet, treated area.

(ART)

2. Walk at a steady pace while spraying, using an even sweeping motion, slightly overlapping the treated areas.

(ART)



- People and pets must not reenter the treated area until after spray has dried.

### NOTICE

Research and testing have determined that the "Directions for Use" are appropriate for the proper use of Tempo Concentrate Insecticide under expected conditions. To the extent consistent with applicable law, the Buyer assumes responsibility for lack of performance or safety if not used according to the directions.

**Money back Guarantee:** If you are not satisfied with this product, we will gladly refund your original purchase price.

### STORAGE AND DISPOSAL

#### Pesticide Storage

Store in original container in a cool, dry place, out of the reach of children, preferably a locked storage cabinet.

#### Container Handling



**If empty:** Non-refillable container. Do not refill or reuse container. Place empty container in trash or offer for recycling if available.

If partly filled: Call your local solid waste agency or toll free 1-877-229-3724 [1-800 CLEAN-UP] for disposal instructions. Never place unused product down any indoor or outdoor drain.

PRODUCED FOR



A Business Unit of Bayer CropScience LP  
P.O. Box 12014, 2 T.W. Alexander Drive  
Research Triangle Park, North Carolina 27709

## **[Marketing Claims]**

- Just One Application Quickly Kills [listed] [\*] Insects
- Keeps on Killing [\*] [listed] insects for up to 14 days
- Kills over 60 Different Outdoor Listed [\*] Insects
- Treats [XXX] (depends on content) sq. ft. [For Lawns]
- Contains Tempo®
- Fast Acting...Kills[\*] [listed] insect [by] [through] Contact
- Long Lasting...Keeps on Killing[\*] [listed] [insect] for up to 14 days
- Kills[\*] [listed] [insect] [by] [through] contact plus protects for up to 2 weeks
- Also kills fleas, ticks & 58 other listed [\*] nuisance pests
- TEMPO® Concentrate Insecticide kills mosquitoes and other listed [\*]pests [by] [through] contact and keeps protecting for up to 2 weeks in a single application. No mixing and measuring hassles. No messy cleanup. Controlling annoying outdoor insects around your home has never been easier.
- Protects [home lawns,] [fruits & nuts,] [vegetables,] [houseplants,] [roses,] [flowers,] [trees] [&] [shrubs] against [listed] [\*] insects.
- Kills [controls] [ants,] [aphids,] [chinch bugs,] [cutworms,] [fleas,] [mites,] [mosquitoes,] [sod webworms] [and] [other [listed] [\*] insects]
- Kills & Repels [listed] [\*] bugs in your backyard [yard]!
- Kills and repels mosquitoes
- Kills [listed] [\*] bugs fast
- Controls [Kills] [ants,] [aphids,] [chinch bugs,] [cutworms,] [fire ants,] [fleas,] [beetles,] [grubs,] [mites,] [sod webworms] [and] [other [listed] [\*] insects]
- Kills & Repels mosquitoes, flies, ants, fleas, ticks (including those which may transmit Lyme Disease), and other [listed] [\*] annoying pests!
- Keeps killing [\*] [listed] [insect] for up to 2 weeks
- Kills [ants,] [fleas,] [bagworms,] [grasshoppers,] [mole crickets,] [chinch bugs,] [sod webworms,] [crickets,] [aphids,] [mosquitoes,] [and] [other [listed] [\*] insects]
- Just One Application Quickly Kills [listed] [\*] insects
- Kills [listed] [\*] troublesome outdoor insects which destroy [lawns,] [roses,] [flowers,] [trees and shrubs,] [or] [annoy people or pets]
- Keeps on Killing[\*] [listed] [insect] for up to 14 Days
- Kills Over 100 Different [Listed] [\*] Outdoor Insects
- Kills Over 100 insects pests as [listed] [\*]
- Kills [Insects] [listed] [\*] [by] [through] Contact
- Kills Stink Bugs (including Brown Marmorated Stink Bugs)
- Fast Acting...Kills [by] [through] Contact
- Long Lasting for up to 2 weeks
- Works in Hours
- Quickly Stops Harmful [Listed] [\*] Insects before they do damage
- Effective Against a Broad Range of [Listed] [\*] Pests
- Protects your yard all weekend long
- Won't wash away [in rain]
- Do-it-yourself pest control
- Just connect to your [garden] hose and spray
- Low odor
- For Use On: [Lawns,] [Ground Covers,] [Flowers,] [Shrubs,] [Trees,] [and] [Vegetables,] Around Homes
- For Use Outdoors on lawns, Shrubs, Trees, and in Flower or Vegetable Gardens
- For use around foundations and outside of home
- Ready-To-Spray [Concentrate]
- Ready-To-Spray...No Mixing, No Measuring (RTS)
- Apply with Most Common Garden Sprayers
- Rainproof in 1 hour
- Rainproof within 1 hour of Application
- Protects [house lawns,] [flowers,] [shrubs,] [and] [trees]
- Water Based
- Satisfaction guaranteed or your money back
- Long Lasting – Nonstop protection for up to 2 weeks
- 100% Satisfaction Guaranteed
- This product kills outdoor pests [by] [through] contact. Keeping your vegetable garden and lawn free of [listed] [\*] pests has never been easier.
- Simply hook to hose and spray (RTS)
- Kills [aphids,] [Japanese beetles (adults,)] [cutworms,] [tomato hornworms,] [and] [other [listed] [\*] pests]

- Also for use on lawns
- Mix and spray (sprayer art)
- Concentrate
- Easy hold
- EZ Spray
- One-touch sprayer
- EZ grip
- Ergo grip
- Simple spray
- EZ grip
- One touch
- Spray n go
- Thumb switch
- Handy spray
- EZ touch
- One-touch application
- [XX%] More than [XX] oz. Size
- Bonus Size
- [XX%] More vs. [XX] oz. Size
- [XX] Ounces!

\*listed (Note to PM: The word "listed" can appear as a footnote with the appropriate phrase, such as \*listed pests/insects)



(Sub-Label B: Pump Sprayer/Hose-end Sprayer Sub-Label)  
(Front Panel)

# Tempo<sup>®</sup> Concentrate Insecticide

[ABN: Bayer Advanced Vegetable & Garden Insect Spray Concentrate; Bayer Advanced Complete Brand Insect Killer for Lawns; Bayer Advanced Insect Killer for Lawns; Bayer Advanced Tree & Shrub Insect Killer Spray Concentrate]

For Use On: [Vegetables,] [Peanuts,] [Sunflowers,] [Grapes,] [Lawns,] [Ground Covers,] [Flowers,] [Shrubs,] [Trees,] [and] [Around Homes]

Measure-Up<sup>™</sup> Cup

Exact Measure Every Time

CONCENTRATE KILLS LISTED [\*] INSECTS RAINPROOF WITHIN 1 HOUR OF APPLICATION

**ACTIVE INGREDIENT:**

Cyfluthrin ..... 0.75%

**OTHER INGREDIENTS:**..... 99.25%

**TOTAL:** ..... 100.00%

0.0626 lbs cyfluthrin per gallon of product

**Net Contents:** 16 fl. oz. or 32 fl oz or 40 fl oz


**STOP - Read This Entire Label Before Use**  
**KEEP OUT OF REACH OF CHILDREN**

## CAUTION

See back panel for additional precautionary statements.

**(BACK PANEL)**

[This product kills listed outdoor pests by contact. Keeping your [vegetable] garden and lawn free of listed pests has never been easier. This product is ready to spray. Just attach this bottle to your hose according to directions. Water automatically mixes with the concentrate as you spray.]

<b>QUICK FACTS</b>	
Quickly Stops Harmful Listed Insects[*] Before They Do Damage Kills listed insects[*] [by] [through] contact and keeps [on] protecting for up to 2 weeks Effective Against a Broad Range of [Listed] Pests* Easy, Accurate Measuring & Mixing (Concentrate) Apply with most Common Garden Sprayers	
<b>KILLS</b>	Aphids, Caterpillars, Japanese beetles (adults), Leaf-feeding beetles, Stink Bugs (including Brown Marmorated Stink Bugs), Whiteflies, and other listed [*] pests.
<b>COVERAGE</b>	Makes up to 64 gallons of spray (32 fl oz size) (For Vegetable and Ornamental Applications) Covers 5,333 sq ft (32 fl oz size) (Lawn Application)
<b>WHERE TO USE</b>	Vegetables, Lawns, Ground Covers, Flowers, Shrubs, Trees, and around Homes
<b>WHEN TO USE</b>	When insects or insect damage first appear
<b>HOW MUCH TO USE</b>	For Vegetable and Ornamental applications, dilute 1/2 fl oz (1 Tablespoon) per gallon of water. For Lawn Pests, dilute 3 fl oz per gallon of water.
<b>WHEN TO HARVEST</b>	See plant specific restrictions for pre-harvest interval. If no pre-harvest interval is listed, the product may be applied up to and including day of harvest.
	For questions or comments, call toll-free 1-877-BayerAG (1-877-229-3724) or visit our website at <a href="http://www.BayerAdvanced.com">www.BayerAdvanced.com</a>

**ACTIVE INGREDIENT:**

Cyfluthrin..... 0.75 %

**OTHER INGREDIENTS:**..... 99.25 %

**TOTAL:**..... 100.00 %

Cyfluthrin is the chemical name for Tempo®

EPA Reg. No. 72155-39

EPA Est. No. XXXX-AA-1

## + FIRST AID

<b>If swallowed</b>	<ul style="list-style-type: none"><li>• Call a poison control center or doctor immediately for treatment advice</li><li>• Have person sip a glass of water if able to swallow</li><li>• Do not induce vomiting unless told to do so by a poison control center or doctor</li><li>• Do not give anything by mouth to an unconscious person</li></ul>
<b>If in eyes</b>	<ul style="list-style-type: none"><li>• Hold eye open and rinse slowly and gently with water for 15 to 20 minutes</li><li>• Remove contact lenses, if present, after the first 5 minutes, then continue rinsing eyes</li><li>• Call a poison control center or doctor for treatment advice</li></ul>
<b>If inhaled</b>	<ul style="list-style-type: none"><li>• Move person to fresh air.</li><li>• If person is not breathing, call 911 or an ambulance, then give artificial respiration, preferably mouth-to-mouth if possible</li><li>• Call a poison control center or doctor for further treatment advice</li></ul>
<b>NOTE:</b> When calling poison control center, have this product label accessible. If seeking treatment at an emergency room or doctor's office, bring this product label to show medical personnel. You may call toll-free (877) 229-3763 for medical emergency information.	
<b>Active Ingredient:</b> 0.75% Cyfluthrin [CAS # 68359-37-5]	
<b>Note to Physician:</b> No specific antidote is available. Treat the patient symptomatically.	

## PRECAUTIONARY STATEMENTS

### HAZARDS TO HUMANS AND DOMESTIC ANIMALS

#### CAUTION

- Harmful if swallowed or inhaled
- Causes eye irritation
- Avoid contact with skin, eyes, or clothing
- Wash thoroughly with soap and water after handling
- Do not use kitchen utensils for measuring. Keep utensils used for measuring with product and away from children

### ENVIRONMENTAL HAZARDS

- This pesticide is toxic to fish and other aquatic organisms.
- This pesticide is highly toxic to bees exposed to direct treatment or residues on plants or weeds. Do not apply Tempo® Concentrate Insecticide or allow it to drift onto plants or weeds on which bees are actively foraging.
- To protect the environment, do not allow pesticide to enter or run off into storm drains, drainage ditches, gutters, or surface waters. Applying this product in calm weather when rain is not predicted for the next 24 hours will help to ensure that wind or rain does not blow or wash pesticide off the treatment area. Rinsing application equipment over the treated area will help avoid run off to water bodies or drainage systems.

## DIRECTIONS FOR USE

It is a violation of Federal law to use this product in a manner inconsistent with its labeling.

For best results, read and follow all label directions.

<b>BEFORE YOU USE</b> Read and follow these directions when using:	<ul style="list-style-type: none"> <li>• Apply the product to flowering plants during early morning or late evening, when bees are not present.</li> <li>• Do not spray the product into fish pools, ponds, streams, or lakes.</li> <li>• Remove animal feeding dishes prior to application. Keep children and pets away from treated areas until spray has dried.</li> <li>• Do not water the treated area to the point of run-off.</li> <li>• Do not make application during rain.</li> <li>• All outdoor applications must be limited to spot or crack and crevice treatments only, except for the following permitted uses:             <ul style="list-style-type: none"> <li>(4) Treatment to soil or vegetation around structures;</li> <li>(5) Applications to lawns, turf, and other vegetation;</li> <li>(6) Applications to building foundations, up to a maximum height of 3 feet.</li> </ul>             Other than applications to building foundations, all outdoor applications to impervious surfaces such as side driveways, patios, porches and structural surfaces (such as windows, doors, and eaves) are limited to spot crack and crevice applications, only.           </li> <li>• Application is prohibited directly into sewers or drains, or to any area like a gutter where drainage to sewers, storm drains, water bodies, or aquatic habitat can occur. Do not allow the product to enter any drain during or after application.</li> </ul>
<b>WHEN TO USE</b>	Spray when insects or damage first appear. Refer to specific use area for additional instructions.
<b>MIXING &amp; MEASURING</b>	SEE SPRAYER TYPES
<b>HOW MUCH TO USE</b>	For Vegetable and Ornamental applications, dilute 1/2 fl oz (1 Tablespoon) per gallon of water. For Lawn Pests, dilute 3 fl oz (6 Tablespoons) per gallon of water.
<b>HOW TO SPRAY</b>	<p>Shake Well Before Using Adjust nozzle on your sprayer to desired spray pattern. Hold sprayer about 12 inches from foliage. Spray leaves and tender new shoots.</p> <p>ART: of steps above</p> <p>To kills listed insects that may hide, spray the underside of the leaves. Apply until leaves are evenly coated with spray, but not dripping.</p> <p>ART: spraying undersides of leaves</p>

### Peanut

#### PESTS CONTROLLED

Armyworm (1 <sup>st</sup> and 2 <sup>nd</sup> instar)	Fall armyworm (1 <sup>st</sup> and 2 <sup>nd</sup> instar)	Potato leafhopper	Thrips
Bean leaf beetle	Green cloverworm	Rednecked peanut worm	Vegetable weevil
Beet armyworm (1 <sup>st</sup> and 2 <sup>nd</sup> instar)	Grape colaspis (adult)	Stink bugs	Velvetbean caterpillar
Cutworms	Grasshoppers	Threecornered alfalfa hopper	Whitefringed beetle (adult)
Corn earworm	Japanese beetle (adult)	Southern armyworm (1 <sup>st</sup> and 2 <sup>nd</sup> instar)	Whitefly (adult)
Corn rootworms (adult)	June beetle (adult)	Soybean looper	

#### Restrictions:

Pre-harvest Interval: Do not harvest until at least 14 days after application.

Do not spray more than 3 times per year.

**Sunflowers****PESTS CONTROLLED**

Banded sunflower moth	Sunflower beetle	Sunflower midge
Cutworms	Stink bugs	Sunflower moth
Grasshoppers	Sunflower bud moth	Sunflower seed weevil
Palestriped flea beetle	Sunflower headclipping weevil	Sunflower stem weevil (adult)

**Restrictions:**

Pre-harvest Interval: Do not harvest until at least 30 days after application.  
Do not spray more than 3 times per year.

**Brassica (Cole) Leafy Vegetables:**

Broccoli, Broccoli raab (rapini), Chinese (gai lon) broccoli, Brussels sprouts, Cabbage, Chinese (bok choy) cabbage, Chinese (napa) cabbage, Chinese mustard (gai choy) cabbage, Cauliflower, Cavalo broccolo, Collards, Kale, Kohlrabi, Mizuna, Mustard greens, Mustard spinach, Rape greens, and Turnip greens.

**PESTS**

Alfalfa looper	Corn earworm	Japanese beetle (adult)	Southern cabbageworm
Armyworm (1 <sup>st</sup> and 2 <sup>nd</sup> instar)	Cutworms	Lygus bug	Tarnished plant bug
Beet armyworm (1 <sup>st</sup> and 2 <sup>nd</sup> instar)	Diamondback moth (larvae)	Meadow spittlebug	Thrips
Cabbage flea beetle	Fall armyworm (1 <sup>st</sup> and 2 <sup>nd</sup> instar)	Potato leafhopper	Vegetable weevil (adult)
Cabbage looper	Grasshoppers	Southern armyworm (1 <sup>st</sup> and 2 <sup>nd</sup> instar)	Whitefly (adult)
Cabbage webworm	Imported cabbageworm	Stink bugs	Yellowstriped armyworm (1 <sup>st</sup> and 2 <sup>nd</sup> instar)

**Restrictions:**

Do not spray more than 4 times per year.

**Cucurbits (except crops grown for seed):**

Balsam apple, Balsam pear, Bitter melon, Chayote, Chinese cucumber, Chinese waxgourd (Chinese preserving melon), Citron melon, Cucumber, Gherkin, Edible gourd (includes: hyotan, cucuzza, henchmia and Chinese okra), Muskmelon (includes: cantaloupe, true cantaloupe, casaba, crenshaw melon, golden pershaw melon, honeydew melon, honey balls, mango melon, Persian melon, pineapple melon, Santa Claus melon, and snake melon), Pumpkin, Summer squash (includes: crookneck squash, scallop squash, straightneck squash, vegetable marrow, and zucchini), Watermelon, Winter squash (includes: butternut squash, calabaza, hubbard squash, acorn squash and spaghetti squash)

**PESTS**

Armyworm (1 <sup>st</sup> and 2 <sup>nd</sup> instar)	Cucumber beetle	Pickleworm	Stripped cucumber beetle
Cabbage looper	Grasshoppers	Potato leafhopper	Tarnished plant bug
Corn earworm	Lygus bug	Rindworm	Tobacco budworm
Cutworms	Melonworm	Stink bugs	Whitefly (adult)

**Restrictions:**

Do not spray more than 4 times per year.

**Fruiting Vegetables**

Eggplant, Groundcherry, Pepino, Pepper (includes: bell pepper, chili pepper, cooking pepper, pimento, sweet pepper), Tomatillo, and Tomato

**PESTS**

Beet armyworm (1 <sup>st</sup> and 2 <sup>nd</sup> instar)	Flea beetles	Southern armyworm (1 <sup>st</sup> and 2 <sup>nd</sup> instar)	Tomato hornworm
Cabbage looper	Garden webworm	Stink bugs (including Brown Marmorated Stink Bugs)	Tomato pinworm
Celery leaf-tier	Leafminers	Tarnished plant bug	Variegated cutworm
Colorado potato beetle	Pepper weevil	Thrips (except <i>Thrips palmi</i> )	Whitefly (adult)
European corn borer	Potato aphid	Tomato fruitworm (corn earworm)	Western yellowstriped armyworm (1 <sup>st</sup> and 2 <sup>nd</sup> instar)
	Potato leafhopper		

**Restrictions:**

Pre-harvest Interval: Do not harvest until at least 7 days after application, except for tomato, which has no PHI.

Do not spray more than 6 times per year.

**Leafy Vegetables:**

Amaranth (Chinese spinach), Arugula (rouquette), Cardoon, Celery, Chinese celery, Celtuce, Chervil, Chrysanthemum (edible-leaved and garland), Corn salad, Cress (garden and upland), Dandelion, Dock (sorrel), Endive (escarole), Florence fennel, Lettuce (head and leaf), New Zealand spinach, Orach, Parsley, Purslane (garden and winter), Radicchio (red chicory), Rhubarb, Spinach, Swiss chard, Vine spinach

**PESTS**

Alfalfa looper	European corn borer	Japanese beetle (adult)	Stink bugs
Beet armyworm (1 <sup>st</sup> and 2 <sup>nd</sup> instar)	Fall armyworm (1 <sup>st</sup> and 2 <sup>nd</sup> instar)	Leafhoppers	Tarnished plant bug
Cabbage looper	Flea beetles	Lygus bug	Thrips
Corn earworm	Grasshoppers	Meadow spittlebug	Vegetable weevil (adult)
Cutworms	Green cloverworm	Saltmarsh caterpillar	Whitefly (adult)
Diamondback moth (larvae)	Imported cabbageworm	Southern armyworm (1 <sup>st</sup> and 2 <sup>nd</sup> instar)	Yellowstriped armyworm (1 <sup>st</sup> and 2 <sup>nd</sup> instar)

**Restrictions:**

Do not spray more than 4 times per year.

**Potato and Other Tuberous and Corm Vegetables:**

Arracacha, Arrowroot, Artichoke (Chinese and Jerusalem), Edible canna, Cassava (bitter and sweet), Chayote root, Chufa, Dasheen (taro), Ginger, Leren, Potato, Sweet potato, Tanier, True yam, Turmeric, Yam bean

**PESTS**

Aphids	Cutworms	Potato psyllid	Sweetpotato weevil (adults)
Cabbage looper	European corn borer	Potato tuberworm	Tarnished plant bug
Colorado potato beetle	Flea beetles		

**Restrictions:**

Do not spray more than 6 times per year.

**Root Vegetables (except sugarbeet):**

Garden beet, Edible burdock, Carrot, Celeriac, Turnip-rooted chervil, Chicory, Ginseng, Horseradish, Turnip-rooted parsley, Parsnip, Radish, Oriental radish, Rutabaga, Salsify (black, Spanish, and oyster plant), Skirret, Turnip

**PESTS**

Aster leafhopper	Cutworms	Flea beetles	Potato leafhopper
Carrot weevil			

**Restrictions:**

Do not spray more than 5 times per season.

**Sweet Corn****PESTS**

Armyworm (1 <sup>st</sup> and 2 <sup>nd</sup> instar)	Corn silk fly	Japanese beetle (adult)	Southwestern corn borer
Bean leaf beetle	European corn borer	June beetle (adult)	Stalk borer
Black cutworm	Fall armyworm (1 <sup>st</sup> and 2 <sup>nd</sup> instar)	Leafhoppers	Stink bugs
Cereal leaf beetle		Masked chafer (adult)	Webworm
Chinch bug	Flea beetle	Sand hill cutworm	Western bean cutworm
Click beetle (adult)	Granulate cutworm	Southern armyworm (1 <sup>st</sup> and 2 <sup>nd</sup> instar)	Yellowstriped armyworm (1 <sup>st</sup> and 2 <sup>nd</sup> instar)
Corn earworm	Grape colaspis (adult)	Southern corn leaf beetle	
Corn rootworms (adult)	Grasshoppers		

**Restrictions:**

Do not spray more than 10 times per year.

**Grapes**

Includes: Table grape, Raisin, Wine and Muscadine grape

**PESTS**

Climbing cutworm	Grape flea beetle	Grape mealybug (crawlers)	Orange tortrix
Grape berry moth	Grape leafroller	Glassywinged sharpshooter	Thrips
Grape bud beetle	Grape leafhopper	Grape leaf skeletonizer	Variiegated leafhopper
Grape cane gallmaker (adult)	Grape leafroller	Omnivorous leafroller	Western grape leaf skeletonizer

**Restrictions:**

Pre-harvest Interval: Do not harvest until at least 3 days after application.

Do not spray more than 4 times per year.

**FOR BEST RESULTS:**

Do not water the foliage within one hour after applying. To avoid serious damage to plants, eliminate pests early in the season before they multiply.

**FLOWERS, TREES, SHRUBS, GROUND COVERS****PESTS**

Aphids	Japanese beetle (adults)	Mealybugs
Bagworms	Lace bugs	Pillbugs
Boxelder bugs	Leaf-feeding caterpillars	Scale (crawler stages)
Clover mites	Leaf-feeding beetles	Spittlebugs
Elm leaf beetles	Leafhoppers (Including Glassy-winged Sharpshooter)	Stink Bugs (including Brown Marmorated Stink Bugs)
Grasshoppers		Thrips
Gypsy moth larvae		Whiteflies

**HOW TO APPLY**

Spray foliage, tender new shoots and the underside of leaves thoroughly.  
 To Kill insects that hide, spray the underside of the leaves. Apply until leaves are evenly coated with spray droplets, but not dripping.  
 (ART)  
 For severe infestation, repeat every 7 to 14 days not to exceed 11 applications per year.

**RESIDENTIAL [NUISANCE] PESTS OUTDOORS****PESTS**

Ants	Earwigs	Pillbugs
Boxelder bugs	Flies	Sowbugs
Clover mites	Midges	Spiders
Cockroaches	Mosquitoes	Stink Bugs (including Brown Marmorated Stink Bugs)
Crickets		Wasps

**HOW TO APPLY**

Spray thoroughly beneath shrubs, around house foundation and in nearby tall grass or weeds. Cover evenly.  
 (ART)  
 Adjust spray nozzle to a coarse spray to reach down into tall grass.  
 1 gallon of spray treats 1,000 sq ft of ground.  
 (ART)  
 For severe infestation, repeat every 7 to 14 days not to exceed 11 applications per year.

**LAWN PESTS (3 fl oz per gallon of water (covers 500 sq ft))****PESTS**

Ants	Grasshoppers
Armyworms	Hyperodes weevils (adults)
Bluegrass Billbugs (adults)	Japanese Beetles (adults)
Chiggers	Mole Crickets
Chinch bugs	Sod webworms (lawn moths)
Crickets	Stink Bugs (including Brown Marmorated Stink Bugs)
Cutworms	Ticks (including deer ticks)
Earwigs	
Fire Ants	
Fleas	

**HOW TO APPLY**

Use a hose-end sprayer. The goal is to have large droplets and enough spray to penetrate the lawn and reach the soil.  
 Do not mow for one day after application.  
 For severe infestation, repeat every 7 to 14 days not to exceed 9 applications per year.



**SPRAYER TYPES**

(ART: ICON OF PUMP TYPE)

**For Pump Style Tank Sprayer:**

To make one gallon of spray:

1. [Open flip-top lid]
2. [Gently squeeze bottle until concentrate reaches 1/2 fl oz fill line.]
3. [Dilute 1/2 fl oz (1 Tablespoon) of the liquid concentrate per gallon of water]
4. [Dilute with 1 gallon of water]
5. Close sprayer and shake well before applying.

(ART: ICON OF DIAL TYPE)

**For Dial-Style Hose-End Sprayers:**

Dilution rate: 1/2 fl oz per gallon (1 Tablespoon = 1/2 fl oz)

1. Fill sprayer jar with enough concentrate for the area to be treated. DO NOT ADD WATER.
2. Close sprayer and set dial as recommended below:  
( )Ortho Dial 'N Spray Setting: 1 TBSP  
( )Chameleon Hose-End Sprayer Setting: 1 TSP  
TIP: The numbers on dial indicate amount of concentrate per gallon of spray.
3. Hook to garden hose and apply. To avoid contact with the treated area, begin by spraying area farthest from faucet walking backwards as you spray.
4. Pour any unused product back into this original container.

(ART: ICON OF Concentrate Plus Water Hose End TYPE)

**For Concentrate-Plus-Water Hose-End Sprayers:**

Dilution rate: 1/2 fl oz per gallon (1 Tablespoon = 1/2 fl oz)

1. Pour concentrate into sprayer jar to the required fluid ounce level.
2. Add the appropriate amount of water to the gallons level.
3. Replace sprayer top and shake well before applying.
4. To avoid contact with the treated area, begin by spraying area farthest from faucet walking backwards as you spray.

OR

Pour concentrated into sprayer jar to the required fluid ounce level and follow sprayer label directions for applying.

(ART: ICON OF PUMP TYPE)

**For Pump Style Tank Sprayer:**

To make one gallon of spray:

1. Open flip-top lid.
2. Gently squeeze bottle until concentrate reaches 1/2 fl oz fill line.
3. Dilute with 1 gallon of water.
4. Close sprayer and shake well before applying.

(ART: ICON OF DIAL TYPE)

**For Dial-Style Hose-End Sprayers:**

Dilution rate: 1/2 fl oz per gallon (1 Tablespoon = 1/2 fl oz)

1. Fill sprayer jar with enough concentrate to cover area to be treated.
2. Close sprayer and set dial.
3. Attach sprayer to hose and apply.
4. To avoid contact with the treated area, begin by spraying area farthest from faucet walking backwards as you spray.

OR

Fill sprayer jar with enough concentrate to cover area to be treated and follow sprayer label directions for applying.




- People and pets must not reenter the treated area until after spray has dried.

**NOTICE**

Research and testing have determined that the "Directions for Use" are appropriate for the proper use of Tempo Concentrate Insecticide under expected conditions. To the extent consistent with applicable law, the Buyer assumes responsibility for lack of performance or safety if not used according to the directions.

**Money back Guarantee:** If you are not satisfied with this product, we will gladly refund your original purchase price.

## STORAGE AND DISPOSAL

<b>Pesticide Storage</b>	Store in original container in a cool, dry place, out of the reach of children, preferably a locked storage cabinet.
<b>Container Handling</b> 	<p><b>If empty:</b> Non-refillable container. Do not refill or reuse container. Place empty container in trash or offer for recycling if available.</p> <p>If partly filled: Call your local solid waste agency or toll free 1-877-229-3724 [1-800 CLEAN-UP] for disposal instructions. Never place unused product down any indoor or outdoor drain.</p>

PRODUCED FOR



A Business Unit of Bayer CropScience LP  
P.O. Box 12014, 2 T.W. Alexander Drive  
Research Triangle Park, North Carolina 27709

Tempo® Concentrate Insecticide (PENDING) 01/28/2015, 02/06/2015, 03/30/2015, 04/06/2015, 04/24/2015, 10/06/2015, 10/19/2015, 01/04/2016, 01/06/2016, 01/15/2016, 01/19/2016, 01/29/2016, 02/08/2016, 02/09/2016, 02/12/2016, 02/16/2016, 02/29/2016, 03/01/2016, 03/04/2016, 03/07/2016, 04/13/2016, 04/19/2016, 04/20/2016

## **[Marketing Claims]**

- Just One Application Quickly Kills [listed] [\*] Insects
- Keeps on Killing[\*] [listed] insects for up to 14 days
- Kills over 60 Different Outdoor [Listed] [\*] Insects
- Treats [XXX] [depends on content] sq. ft. [For Lawns]
- Contains Tempo®
- Fast Acting...Kills[\*] [listed] [insect] [by] [through] Contact
- Long Lasting...Keeps on Killing[\*] [listed] [insect] for up to 14 days
- Kills[\*] [listed] [insect] [by] [through] contact plus protects for up to 2 weeks
- Also kills fleas, ticks & 58 other [listed] [\*] nuisance pests
- TEMPO® Concentrate Insecticide kills mosquitoes and other [listed] [\*]pests [by] [through] contact and keeps protecting for up to 2 weeks in a single application. No mixing and measuring hassles. No messy cleanup. Controlling annoying outdoor insects around your home has never been easier.
- Protects [home lawns], [fruits & nuts], [vegetables], [houseplants], [roses], [flowers], [trees] [&] [shrubs] against [listed] [\*] insects.
- Kills [controls] [ants,] [aphids,] [chinch bugs,] [cutworms,] [fleas,] [mites,] [mosquitoes,] [sod webworms] [and] [other [listed] [\*] insects]
- Kills & Repels [listed] [\*] bugs in your backyard [yard]!
- Kills and repels mosquitoes
- Kills [listed] [\*] bugs fast
- Controls [Kills] [ants,] [aphids,] [chinch bugs,] [cutworms,] [fire ants,] [fleas,] [beetles,] [grubs,] [mites,] [sod webworms] [and] [other [listed] [\*] insects]
- Kills & Repels mosquitoes, flies, ants, fleas, ticks (including those which may transmit Lyme Disease), and other [listed] [\*] annoying pests!
- Keeps killing [\*] [listed] [insect] for up to 2 weeks
- Kills [ants,] [fleas,] [bagworms,] [grasshoppers,] [mole crickets,] [chinch bugs,] [sod webworms,] [crickets,] [aphids,] [mosquitoes,] [and] [other [listed] [\*] insects]
- Just One Application Quickly Kills [listed] [\*] insects
- Kills [listed] [\*] troublesome outdoor insects which destroy [lawns], [roses], [flowers], [trees] [and] [shrubs], [or] [annoy] [people] [or] [pets]
- Keeps on Killing [\*] [listed insect] for up to 14 Days
- Kills Over 100 Different [Listed] [\*] Outdoor Insects
- Kills Over 100 insects pests as [listed] [\*]
- Kills Insects\* [by] [through] Contact
- Kills Stink Bugs (including Brown Marmorated Stink Bugs)
- Fast Acting...Kills [by] [through] Contact
- Long Lasting for up to 2 weeks
- Works in Hours
- Quickly Stops Harmful [Listed] [\*] Insects before they do damage
- Effective Against a Broad Range of [Listed] [\*] Pests
- Protects your yard all weekend long
- Won't wash away [in rain]
- Do-it-yourself pest control
- Just connect to your [garden] hose and spray
- Low odor
- For Use On: [Lawns,] [Ground Covers,] [Flowers,] [Shrubs,] [Trees,] [and] [Vegetables,] Around Homes
- For Use Outdoors on lawns, Shrubs, Trees, and in Flower or Vegetable Gardens
- For use around foundations and outside of home
- Ready-To-Spray [Concentrate]
- Ready-To-Spray...No Mixing, No Measuring (RTS)
- Apply with Most Common Garden Sprayers
- Rainproof in 1 hour
- Rainproof within 1 hour of Application
- Protects house [lawns,] [flowers,] [shrubs,] [and] [trees]
- Water Based
- Satisfaction guaranteed or your money back
- Long Lasting – Nonstop protection for up to 2 weeks
- 100% Satisfaction Guaranteed
- This product kills outdoor pests [by] [through] contact. Keeping your vegetable garden and lawn free of [listed] [\*] pests has never been easier.
- Simply hook to hose and spray (RTS)
- Kills [aphids,] [Japanese beetles (adults,)] [cutworms,] [tomato hornworms,] [and] [other [listed] [\*] pests]
- Also for use on lawns
- Mix and spray (sprayer art)
- Won't harm your plants or blooms

- Easy hold
- EZ Spray
- One-touch sprayer
- EZ grip
- Ergo grip
- Simple spray
- EZ grip
- One touch
- Spray n go
- Thumb switch
- Handy spray
- EZ touch
- One-touch application
- [XX%] More than [XX] oz. Size
- Bonus Size
- [XX%] More vs. [XX] oz. Size
- [XX] Ounces!

\*listed (Note to PM: The word "listed" can appear as a footnote with the appropriate phrase, such as \*listed pests/insects)

(Label for outer packaging/box of a multi-pack with full label affixed on container in box)

# Tempo<sup>®</sup> Concentrate Insecticide

[ABN: Bayer Advanced Vegetable & Garden Insect Spray Concentrate; Bayer Advanced Vegetable & Garden Insect Spray Ready-to-Spray; Bayer Advanced Complete Brand Insect Killer for Lawns; Bayer Advanced Insect Killer for Lawns; Bayer Advanced Tree and Shrub Insect Killer Spray]

**ACTIVE INGREDIENT:**

Cyfluthrin..... 0.75 %

**OTHER INGREDIENTS:**..... 99.25 %

**TOTAL:**..... 100.00 %

Cyfluthrin is the chemical name for Tempo<sup>®</sup>

EPA Reg. No. 72155-39

EPA Est. No. XXXX-AA-1

**STOP - Read This Entire Label Before Use**  
**KEEP OUT OF REACH OF CHILDREN**  
**CAUTION**

## PRECAUTIONARY STATEMENTS

### HAZARDS TO HUMANS AND DOMESTIC ANIMALS

#### CAUTION

- Harmful if swallowed or inhaled
- Causes eye irritation
- Avoid contact with skin, eyes, or clothing
- Wash thoroughly with soap and water after handling
- Do not use kitchen utensils for measuring. Keep utensils used for measuring with product and away from children

**Read the label on the container in the box for full directions for use.**

[Marketing claims]

[For promotional use only. Not for resale.]

[Not for individual sale]

PRODUCED FOR



[www.bayeradvanced.com](http://www.bayeradvanced.com)

A Division of Bayer CropScience, L.P.

P.O. Box 12014, 2 T.W. Alexander Drive

Research Triangle Park, North Carolina 27712