

72155-36

11/13/2003
[FRONT PANEL]

Page 1 of 5

Merit® 0.25 Plus Lawn and Garden Fertilizer

READY TO USE

Kills White Grubs and Mole Crickets

For Use On: Lawns, Ground Covers, Flower Beds, and around Trees & Shrubs

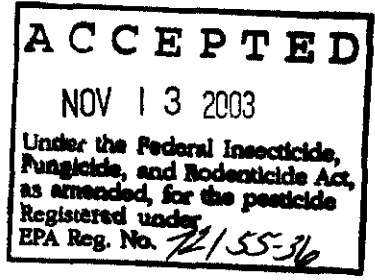
- Just One Application Kills Grubs All Season Long
- Apply Anytime...Spring Through Late Summer

CONTAINS ROOT BOOSTER™

- X-X-X Feeds Root Systems
- Promotes Vigorous Root Growth

(ART: treated lawn, untreated lawn)

- Convenient, Two-in-One Formula
- Feeds Roots and Protects Against Grubs
- Season-Long Grub Control
- Kills White Grubs Before They Damage Your Lawn
- Kills White Grubs Early, Before They Damage Your Lawn
- Promotes Strong Roots
- Helps Strengthen Root Systems by Promoting Growth



ACTIVE INGREDIENT:

Imidacloprid,* 0.25%

OTHER INGREDIENTS: 99.75%

EPA Reg. No. 3125-472

Net Contents: ___ Pounds

STOP - Read the label before use
Keep out of reach of children
FOR OUTDOOR RESIDENTIAL USE

CAUTION

See back panel for Ingredients and Additional Precautionary Statements

[BACK PANEL]


READ THE LABEL FIRST!

QUICK FACTS

- Easy-To-Use Granules
- Unique Double Action Formula
 - Kills White Grubs Before They Damage Lawns
 - Feeds Root Systems
- Two-In-One Formula Kills Grubs While Feeding Your Lawn
- Kills White Grubs Before They Damage Lawns
- Just One Application Stops Grubs From Spring Through Late Summer
- Season-Long Grub Control



285

• Kills White Grubs and Mole Crickets Early, Before They Damage The Lawn	
KILLS	White Grubs (ART: WHITE GRUB) (Including larvae of the Asiatic Garden Beetle, Black Turfgrass Ataenius, Chafers, Japanese Beetle, May Or June Beetle, and Oriental Beetle.) Mole Crickets (ART: MOLE CRICKET)
FEEDS	Helps root systems by promoting new growth.
COVERAGE	This bag covers 5,000 sq ft (15 lb bag)
WHERE TO USE	Lawns, ground covers, flower beds, shrubs, trees
WHEN TO USE	May through mid-August
HOW MUCH TO USE	See spreader settings
	Questions or comments, call toll-free (877) 229-3725 www.AdvancedLawn.com

ACTIVE INGREDIENT:

Imidacloprid*	0.25 %
OTHER INGREDIENTS**:	99.75 %
	100.00 %

* Other ingredients include: Fertilizer, Sticker and Surfactants

Imidacloprid is the chemical name for Merit® insecticide.

EPA Reg. No. 3125-472


EPA Est. No. XXX

FERTILIZER ANALYSIS x-x-x

**PRECAUTIONARY STATEMENTS
HAZARDS TO HUMANS AND DOMESTIC ANIMALS**

CAUTION

- Harmful if swallowed or absorbed through skin.
- Causes eye irritation.
- Avoid contact with skin, eyes, or clothing.
- Wash thoroughly with soap and water after handling.



FIRST AID

If swallowed	<ul style="list-style-type: none"> • Call poison center or doctor immediately for treatment advice. • Have person sip a glass of water if able to swallow. • Do not induce vomiting unless told to do so by the poison control center or doctor. • Do not give anything by mouth to an unconscious person.
If on skin or clothing	<ul style="list-style-type: none"> • Take off contaminated clothing. • Rinse skin immediately with plenty of water for 15-20 minutes. • Call a poison control center or doctor for treatment advice.
If in eyes	<ul style="list-style-type: none"> • Hold eye open and rinse slowly and gently with water for 15-20 minutes. • Remove contact lenses, if present, after the first 5 minutes, then continue rinsing eye. • Call a poison control center or doctor for treatment advice.
If inhaled	<ul style="list-style-type: none"> • Move person to fresh air. • If person is not breathing, call 911 or an ambulance, then give artificial respiration, preferably by mouth-to-mouth, if possible. • Call a poison control center or doctor for further treatment advice.
<p>NOTE: When calling poison control center, have this product label accessible. If seeking treatment at an emergency room or doctor's office, bring this product label to show medical personnel. You may call Toll-Free 1-877-239-3763 for medical emergency information. Active Ingredient: Imadacloprid [CAS # 138281-41-3]</p>	

To Physician: No specific antidote is available. Treat the patient symptomatically.

ENVIRONMENTAL HAZARDS

- This product is highly toxic to aquatic invertebrates.
- Do not apply directly to water.
- Do not contaminate water when cleaning equipment or disposing of equipment washwater.

DIRECTIONS FOR USE

It is a violation of Federal Law to use this product in a manner inconsistent with its labeling.

For best results, read and follow all label directions.

BEFORE YOU USE

Read and follow these directions when using.

- Do not apply the product near fish pools, ponds, streams or lakes.
- Do not use in vegetable gardens.

HOW TO USE

TO CONTROL

WHEN TO APPLY

GRUBS

Apply once anytime from May through mid-August.

MOLE CRICKETS

Apply once anytime from mid-May through mid-June.

Florida residents: Apply once anytime between early April through early May.

For best results, apply MERIT 0.25 Plus Lawn and Garden Fertilizer before grubs or mole crickets hatch. Contact your County Extension Agent for the ideal dates to apply in your area.


LAWNS

How Much: See Spreader Settings

Adjust spreader to the proper setting (see Spreader Settings).

To be sure you cover the entire area uniformly, first treat the border of the lawn then fill in the center. Make parallel passes, walking at a steady pace to ensure even distribution of the granules.

Water thoroughly after applying.




Continued on next page

DIRECTIONS FOR USE (Continued)

<p>FLOWER BEDS, GROUND COVERS, TREES & SHRUBS</p>	<p>How Much: 2 Tablespoons per 10 sq ft of planting bed. 1-1/4 cups per 100 sq ft of planting bed.</p> <p>Spread granules evenly to the soil over flower beds, ground cover plantings, shrub beds and under trees. Tip: A hand-held spreader makes this easy. (ART)</p> <p>Rake granules into the soil around plants. (ART)</p> <p>Water thoroughly after applying. (ART)</p>
<p>FOR BEST RESULTS</p>	<ul style="list-style-type: none"> • Apply early, before grubs and mole crickets hatch. • Water thoroughly within 24 hours after applying. • Do not mow until the granules are watered into the soil. • Avoid applying MERIT 0.25 Plus Lawn and Garden Fertilizer to waterlogged areas, as this may decrease the product's effectiveness. • You may spread MERIT 0.25 Plus Lawn and Garden Fertilizer over soil or mulch. If present, remove weed barrier before applying.

SIGNS OF DAMAGE TO LAWNS


<p>GRUBS</p>	<p>White grubs cause extensive damage to lawns by feeding on grass roots. Grass turns yellow, then brown, and dies. Grubs chew off roots so that the grass is easily pulled up in pieces with your hands. You can roll it back like a carpet to reveal the grubs. If patches of dead grass appeared in your lawn late last summer, check for grubs.</p>
<p>MOLE CRICKETS</p>	<p>Mole crickets often cause extensive damage by tunneling through lawns. Some species also feed on roots. Tunneling uproots the grass so it easily dries out. Lawns turn yellow, become thin, weedy, and can eventually die.</p>
<p>HOW IT WORKS</p>	<p>After MERIT 0.25 Plus Lawn and Garden Fertilizer granules are watered in, a protective zone is formed in the soil. If applied early, MERIT 0.25 Plus Lawn and Garden Fertilizer kills grubs and mole crickets when they hatch...before they can cause damage.</p>

	<p>Children and pets may re-enter after the treated area has been watered and allowed to dry.</p>
---	---

Spreader Settings

If your spreader is not listed, please call our Consumer Service Hotline toll-free (877) 229-3725 for help.

Rate for grubs: 2.4 to 3 lbs per 1,000 sq ft
 Rate for mole crickets: 3 lbs per 1,000 sq ft

SPREADER	SETTING* To deliver 3 lbs per 1,000 sq ft	SPREADER	SETTING* To deliver 3 lbs per 1,000 sq ft
Vigoro Drop Vigoro Rotary Sta-Green Drop Sta-Green Rotary Bandini Ev-N-Spread Rotary Ortho Drop Ortho Rotary Precision Drop Precision Rotary Quaker Rotary	Spreader settings to be determined.	Republic EZ Drop Republic EZ Grow Republic EZ Rotary Scotts Drop Scotts Accugreen Scotts Easygreen Scotts Evengreen Scotts Speedy Green True Temper Rotary ADD: TWO-IN-ONE SPREADERS	Spreader settings to be determined. 


• Settings are approximate. The condition of your spreader, the speed at which you walk and uneven terrain may affect the rate of application. Calibrate your spreader according to manufacturer's directions.

Tip: 1000 sq ft = 20 ft x 50 ft

Do not use a spreader that applies granules in narrow, concentrated or uneven bands. Be sure the spreader works properly and spreads granules evenly.

585

STORAGE AND DISPOSAL

Do not contaminate water, food, or feed by storage or disposal	
Storage Conditions:	Store in original container in a cool, dry place, out of the reach of children, preferably a locked storage cabinet.
Disposal: 	<p>If empty, Do not reuse this container. Place in trash or offer for recycling if available.</p> <p>If partly filled, call your local waste authority for disposal instructions. Never place in used, open, or clogged outdoor drain.</p>

NOTICE

Research and testing has determined that the "Directions for Use" are appropriate for the proper use of MERIT 0.25 Plus Lawn and Garden Fertilizer under expected conditions. The Buyer assumes responsibility for lack of performance or safety if not used according to the directions.

Money Back Guarantee: If you are not satisfied, we will gladly refund your original purchase price.

D9789 082703

**Bayer Corporation
 Garden & Professional Care
 Box 4913
 Kansas City, MO 64120-0013
 (800) 842-8020**

