



Please read instructions on reverse before completing form.

Form Approved. OMB No. 2070-0060

	United States	<input type="checkbox"/>	Registration	OPP Identifier Number
	Environmental Protection Agency	<input type="checkbox"/>	Amendment	
	Washington, DC 20460	<input checked="" type="checkbox"/>	Other	

Application for Pesticide - Section I

1. Company/Product Number 72155-29	2. EPA Product Manager Dan Kenny	3. Proposed Classification <input checked="" type="checkbox"/> None <input type="checkbox"/> Restricted
4. Company/Product (Name) Imidacloprid 0.72% + Beta-cyfluthrin 0.36% Concentrate	PM# 1	
5. Name and Address of Applicant (Include ZIP Code) Bayer Advanced 2 T.W. Alexander Drive Research Triangle Park, NC 27709 <input type="checkbox"/> Check if this is a new address	6. Expedited Review. In accordance with FIFRA Section 3(c)(3) (b)(i), my product is similar or identical in composition and labeling to: EPA Reg. No. _____ Product Name _____	

Section - II

<input type="checkbox"/> Amendment - Explain below.	<input type="checkbox"/> Final printed labels in response to Agency letter dated _____	<b>NOTIFICATION</b>  MAR - 3 2006
<input type="checkbox"/> Resubmission in response to Agency letter dated _____	<input type="checkbox"/> "Me Too" Application.	
<input checked="" type="checkbox"/> Notification - Explain below.	<input type="checkbox"/> Other - Explain below.	

Explanation: Use additional page(s) if necessary. (For section I and Section II.)

See Attached

Section - III

1. Material This Product Will Be Packaged In:					
Child-Resistant Packaging <input type="checkbox"/> Yes <input type="checkbox"/> No	Unit Packaging <input type="checkbox"/> Yes <input type="checkbox"/> No	Water Soluble Packaging <input type="checkbox"/> Yes <input type="checkbox"/> No	2. Type of Container <input type="checkbox"/> Metal <input type="checkbox"/> Plastic <input type="checkbox"/> Glass <input type="checkbox"/> Paper <input type="checkbox"/> Other (Specify) _____		
* Certification must be submitted		If "Yes" Unit Packaging wgt.	No. per container	If "Yes" Package wgt.	No. per container
3. Location of Net Contents Information <input type="checkbox"/> Label <input type="checkbox"/> Container		4. Size(s) Retail Container		5. Location of Label Directions <input type="checkbox"/>	
6. Manner in Which Label is Affixed to Product <input type="checkbox"/> Lithograph <input type="checkbox"/> Paper glued <input type="checkbox"/> Stenciled			<input type="checkbox"/> Other _____		

Section - IV

1. Contact Point (Complete items directly below for identification of individual to be contacted, if necessary, to process this application.)		
Name Charles W. Boyd	Title Registrations Manager	Telephone No. (Include Area Code) (919) 549-2422
Certification I certify that the statements I have made on this form and all attachments thereto are true, accurate and complete. I acknowledge that any knowingly false or misleading statement may be punishable by fine or imprisonment or both under applicable law.		6. Date Application Received  (Stamped)
2. Signature 	3. Title Registrations Manager	
4. Typed Name Charles W. Boyd	5. Date February 15, 2006	

**Section II - Explanation**

Bayer Advanced is submitting a **Notification** to modify following claim:

The existing claim "Controlling annoying outdoor insects has never been easier ." has been modified by adding the word listed between controlling and annoying.

Please find enclosed 1 copy of the proposed label.

This notification is consistent with the provision of PR Notice 98-10 and EPA regulations at 40 CFR 152.46, and no other changes have been made to the labeling or the confidential statement of formula of this product. I understand that it is a violation of 18 U.S.C. Sec. 1001 to willfully make any false statement to EPA. I further understand that if this notification is not consistent with the terms of PR Notice 98-10 and 40 CFR 152.46, this product may be in violation of FIFRA and I may be subject to enforcement action and penalties under sections 12 and 14 of FIFRA.

(Front Panel)

# Imidacloprid 0.72%+Beta-cyfluthrin 0.36% Ready-to-Spray Insecticide

This label contains two separate label statements for, **Outdoor Residential Pump Sprayer/Hose-end Sprayer Concentrate** product use and **Outdoor Residential Ready-To-Spray** product use.

- Rainproof within 1 hour of application
- Just one application quickly kills insects
- Fast acting... kills on contact
- Long lasting ... keeps on killing for weeks
- Kills on contact
- Protects up to 30 days
- Rainproof protection
- Treats over 1000 rose bushes
- Makes up to 64 gallons of spray solution
- Ready-to-Spray
- New Convenient Pack
- No Mixing, No Measuring
- Covers 5,334 sq. ft. of lawn
- Contains Merit® and Tempo Ultra®
- Controls ants, fleas, ticks, grubs and other listed pests
- Controls surface and sub-surface insects
- Kills over 50 insect pests
- Exclusive [insert trademark]™ Formula (Technology)
- Next Generation (of )Insect Control
- More powerful (effective)
- Long-Lasting Protection
- Kills surface pests in (24) hours
- Leading(cutting edge) insect control
- Leading (Edge)( insect control) Technology
- Fast Acting Formula
- 2 way (action) Formula
- Powerful Fast Acting (2-Way) Formula
- Exclusive 2 Way Action
  - Kills insects above ground
  - Kills Insects below ground
- 100% Satisfaction Guaranteed (or your money back)
- Long lasting – up to 90-day subsurface insect protection
- Up to 90-day grub protection
- 90-day subsurface insect protection
- 3-month soil insect protection
- Fast acting formula works two ways for powerful insect control

**ACTIVE INGREDIENTS:**

Beta-cyfluthrin .....	0.36%
Imidacloprid .....	0.72%
<b>OTHER INGREDIENTS .....</b>	<b>98.92%</b>

Net Contents: 32 fl. oz. (946 mL)

**KEEP OUT OF REACH OF CHILDREN  
CAUTION**

See Back Panel Booklet for Additional Ingredients and Precautionary Statements

Not for sale, sale into, distribution and or use in Nassau, Suffolk, Kings, and Queens counties of New York.

(Ready-to-Spray Label)  
(FRONT PANEL)

# Imidacloprid 0.72%+Beta-cyfluthrin 0.36% Ready-to-Spray Insecticide

- Rainproof within 1 hour of application
- *Just one application quickly kills insects*
- Fast acting...kills on contact
- Long lasting ... keeps on killing for weeks
- Kills on contact
- Protects up to 30 days
- Rainproof protection
- Treats over 1000 rose bushes
- Makes up to 64 gallons of spray solution
- Ready-to-Spray
- New Convenient Pack
- No Mixing, No Measuring
- Covers 5,334 sq. ft. of lawn
- Contains Merit® and Tempo Ultra®
- Controls ants, fleas, ticks, grubs and other listed pests
- Controls surface and sub-surface insects
- Kills over 50 insect pests
- Exclusive [ insert trademark]™ Formula (Technology)
- Next Generation (of )Insect Control
- *More powerful (effective)*
- Long-Lasting Protection
- *Kills surface pests in (24) hours*
- Leading(cutting edge) insect control
- Leading (Edge)( insect control) Technology
- Fast Acting Formula
- 2 way (action) Formula
- Powerful Fast Acting (2-Way) Formula
- Exclusive 2 Way Action
  - Kills insects above ground
  - Kills Insects below ground
- 100% Satisfaction Guaranteed (or your money back)
- Long lasting – up to 90-day subsurface insect protection
- *Up to 90-day grub protection*
- 90-day subsurface insect protection
- 3-month soil insect protection
- Fast acting formula works two ways for powerful insect control

## ACTIVE INGREDIENTS:

Beta-cyfluthrin .....	0.36%
Imidacloprid .....	0.72%
<b>OTHER INGREDIENTS</b> .....	<b>98.92%</b>

Net Contents: 32 fl. oz. (946 mL)

**KEEP OUT OF REACH OF CHILDREN**  
**CAUTION**

See Back Panel Booklet for Additional Ingredients and Precautionary Statements



Not for sale, sale into, distribution and or use in Nassau, Suffolk, Kings, and Queens counties of New York.

5/14

**(BACK PANEL)**

Imidacloprid 0.72% + Beta-cyfluthrin 0.36% READY-TO-SPRAY INSECTICIDE provides up to 30 days rainproof insect protection in a single application. Just hook-up to your garden hose and spray. No mixing and measuring hassles. No messy clean-up. Controlling listed insects on your roses, flowers and lawn has never been easier.

**READ THE LABEL FIRST!**

<b>QUICK FACTS</b>	
<ul style="list-style-type: none"> <li>• Fast acting formula works 2 ways for powerful insect control</li> <li>• Kills insects both above and below ground</li> <li>• Long-lasting – up to 90-day subsurface insect protection</li> </ul>	
<b>KILLS</b>	Ants, fleas, ticks, grubs, chinch bugs, mole crickets, European crane fly larvae and other listed pests
<b>COVERAGE</b>	<ul style="list-style-type: none"> <li>• Makes up to 64 gallons of spray solution</li> <li>• Treats over 1000 rose bushes</li> <li>• Covers 5,334 sq. ft. of lawn</li> </ul>
<b>WHERE TO USE</b>	Lawns, ground covers, flowers, trees & shrubs, along building foundations
<b>WHEN TO USE</b>	<ul style="list-style-type: none"> <li>• When insects or damage first appear</li> <li>• Grubs: May through July</li> </ul>
<b>HOW MUCH TO USE</b>	No measuring or mixing needed. Dilutes automatically as you spray.
 	For questions or comments, call toll-free 1-877 BayerAG (1-877-229-3724) or visit us on-line at <a href="http://www.BayerAdvanced.com">www.BayerAdvanced.com</a>

**FOR OUTDOOR RESIDENTIAL USE ONLY**

**ACTIVE INGREDIENTS:**

Beta-cyfluthrin ..... 0.36%  
 Imidacloprid ..... 0.72%

**OTHER INGREDIENTS:** ..... 98.92%  
**TOTAL** ..... 100.00%

Beta-cyfluthrin is the chemical name for Tempo Ultra® Insecticide.

Imidacloprid is the chemical name for Merit® Insecticide.

EPA Reg. No. 72155-29

EPA Est. No. \_\_\_\_-AA-\_\_

**DIRECTIONS FOR USE**

It is a violation of Federal law to use this product in a manner inconsistent with its labeling.

**BEFORE YOU USE**  
Read and follow directions when using.

- When spraying the product on plants with flowers, apply during early morning or late evening, when bees are not present.
- Do not spray the product into fish pools, ponds, streams, or lakes.
- Remove animal feeding dishes prior to application. Keep children and pets away from treated areas until spray has dried.
- Do not apply to fruits or vegetables used for food.

**HOW TO USE**  
Shake Well Before Use

This product is ready to spray. Just attach this bottle to your hose according to directions. Water automatically mixes with the concentrate as you spray. For grubs, water product in soon after application.

**HOW TO ATTACH AND SPRAY**


[Alternate Step 2 used when the product is either for Ornamental or Lawn use but not both.]


1. Connect your garden hose to the bottle. Be sure the blue water control valve on top of the spray nozzle is in the OFF position. Turn on water at faucet <Icon – Water Control Valve in "OFF" Position>
2. To maximize the effectiveness of this product against your specific insect problems, two application settings have been developed. Be certain to choose the setting below which describes your use area (see below).
  - For Lawn Use and along Building Foundations:** Pull the small, star-shaped, blue product-control button out until it stops. Twist the blue product-control button so that the "L" on the product-control button is at the top of the control valve AND the product control valve is aligned with the flat portion of the lock tab. Push the button in to open. Proceed to step #3. <Icon – Product Control Button in Open "L" Position>
  - For All other uses:** Pull the small star-shaped, blue product-control button out until it stops. Twist the product-control button so that the "G" on the product-control button is at the top of the control valve AND the product control valve is aligned with the flat portion of the lock tab. Push the button in to open (The button will only go half way in for this setting). Proceed to step #3. <Icon – Product Control Button in Open "G" Position>
3. To begin spraying, point nozzle toward the area to be treated and turn the blue water control valve to the ON position. Tab will be horizontal. <Icon – Water Control Valve in "ON" Position>  
Spray leaves and tender new shoots. To kill insects that hide, spray the underside of the leaves. Apply until leaves are evenly coated with spray, but not dripping.
4. To stop spraying, turn the blue water control valve on top of the spray nozzle to OFF. To close, push in the small round button opposite the star-shaped product-control button. Turn off faucet.
5. Relieve water pressure by turning blue water control valve to the ON position until water slows to a drip. Turn blue water control valve back to OFF. Disconnect garden hose from bottle.

Continued on next page

**DIRECTIONS FOR USE (Continued)**

<b>KILLS</b>	<b>On Flowers, Roses, Shrubs and Trees, Evergreens, Ground Covers, and Foliage Plants</b>			
	Adelgids Ants Aphids Bagworms Boxelder bugs Clover mites Cutworms Elm leaf beetles	Fungus Gnats Grasshoppers Gypsy moths Japanese beetles Lace bugs Leaf-feeding beetles Leaf-feeding caterpillars Leafhoppers (including Glassy-Winged Sharpshooters)	Leafminers Mealybugs Midges Pine Shoot Moths Pine Tip Moths Plant bugs Psyllids Rose Midges	Rose Slugs Sawflies Scale insects (crawler stages) Spittlebugs Thrips Weevils (including root weevils) Whiteflies
	<b>On Lawns &amp; along Building Foundations</b>			
	Annual Bluegrass weevil (hyperodes weevil) Ants (including Carpenter Ants) Armyworms Billbugs Bluegrass billbugs Boxelder bugs Caterpillars Chiggers Chinch bugs	Clover mites Cockroaches Crickets Cutworms Earwigs Fire ants Fleas	Flies Grasshoppers Hyperodes weevils Japanese beetles Mole crickets Mosquitoes Pillbugs	Sod webworms Sowbugs Spiders Ticks (including deer ticks) Wasps White grubs
<b>FOR BEST RESULTS</b>	<ul style="list-style-type: none"> <li>• Rain or watering one hour after application will not wash away effectiveness.</li> <li>• After spraying the lawn, wait 24 hours before mowing.</li> <li>• To avoid serious damage to plants, eliminate pests early in the season before they multiply. For severe infestations, repeat every 7 to 14 days as needed.</li> </ul>			
<b>HOW THIS PRODUCT WORKS</b>	<ul style="list-style-type: none"> <li>• This product is a totally different way to control the insects that want to destroy your prized roses, flowers, other ornamental plants, and lawn. The unique two-way blend of insecticides controls current insect pest problems and prevents reinfestations for up to 30 days. The residual component is actually taken into the plant. Rain or water cannot wash off this internal protection! Insects are killed when they come into contact with the product or when they attempt to eat the plant.</li> </ul>			

	Children and pets may re-enter the treated area after spray has dried.
---	--

<b>Important - Directions for Storage and Disposal</b>	
<b>Storage Conditions</b>	Store in original container in a cool, dry place, out of the reach of children, preferably a locked storage cabinet
<b>Disposal</b> 	<p><b>If empty:</b></p> <ul style="list-style-type: none"> <li>• Do not reuse container.</li> <li>• Place empty container in trash or offer for recycling if available.</li> </ul> <p><b>If partly filled:</b></p> <ul style="list-style-type: none"> <li>• Call your local solid waste agency or toll free 1-877-229-3724 for disposal instructions.</li> <li>• Never place unused product down any indoor or outdoor drain.</li> </ul>

8/14

## PRECAUTIONARY STATEMENTS HAZARDS TO HUMANS AND DOMESTIC ANIMALS

### CAUTION

- Harmful if swallowed or inhaled.
- Causes moderate eye irritation.
- Avoid contact with skin, eyes or clothing.
- Avoid breathing spray mist.
- Removing and washing contaminated clothing before reuse may reduce exposure.
- Wash hands thoroughly with soap and water after handling and before eating, drinking, chewing gum or using tobacco.



### FIRST AID

<b>If swallowed</b>	<ul style="list-style-type: none"> <li>• Call a poison control center or doctor immediately for treatment advice.</li> <li>• Have person sip a glass of water if able to swallow.</li> <li>• Do not induce vomiting unless told to do so by a poison control center or doctor.</li> <li>• Do not give anything by mouth to an unconscious person.</li> </ul>
<b>If in eyes</b>	<ul style="list-style-type: none"> <li>• Hold eye open and rinse slowly and gently with water for 15 to 20 minutes. Remove contact lenses, if present, after the first 5 minutes, then continue rinsing.</li> <li>• Call a poison control center or doctor for treatment advice.</li> </ul>
<b>If inhaled</b>	<ul style="list-style-type: none"> <li>• Move person to fresh air.</li> <li>• If person is not breathing, call 911 or an ambulance, then give artificial respiration, preferably mouth-to-mouth if possible.</li> <li>• Call a poison control center or doctor for further treatment advice.</li> </ul>

**NOTE:** When calling poison control center, have this product label accessible. If seeking treatment at an emergency room or doctor's office, bring this product label to show medical personnel. For medical emergency information, you may call toll-free 1-877-229-3763.

Active Ingredients: 0.36% Beta-cyfluthrin [CAS # 68359-37-5], 0.72% Imidacloprid [CAS# 138261-41-3].

### ENVIRONMENTAL HAZARDS

- Do not apply directly to water.
- This product is highly toxic to aquatic invertebrates and fish.
- Do not contaminate water when cleaning equipment or disposing of equipment washwaters or rinsate.
- This pesticide is highly toxic to bees. Do not apply this product when bees are present.

**NOTICE:** Research and testing have determined that the "Directions For Use" are appropriate for the proper use of Imidacloprid 0.72% + Beta-cyfluthrin 0.36% READY-TO-SPRAY INSECTICIDE under expected conditions. The Buyer assumes responsibility for lack of performance or safety if not used according to the directions.

**Money Back Guarantee:** If you are not satisfied with this product, we will gladly refund your original purchase price.



9/14

NOTIFICATION

MAR - 3 2006

(Pump Sprayer/Hose-end Sprayer label)

(FRONT PANEL

# Imidacloprid 0.72%+Beta-cyfluthrin 0.36% Concentrate

- Rainproof within 1 hour of application
- Just one application quickly kills insects
- Fast acting...kills on contact
- Long lasting ...keeps on killing for weeks
- Kills on contact
- Protects up to 30 days
- Rainproof protection
- Treats over 1000 rose bushes
- Makes up to 64 gallons of spray solution
- Covers 5,334 sq. ft. of lawn
- Contains Merit® and Tempo Ultra®
- Controls ants, fleas, ticks, grubs and other listed pests
- Controls surface and sub-surface insects
- Kills over 50 insect pests
- Exclusive [ insert trademark]™ Formula (Technology)
- Next Generation (of )Insect Control
- More powerful (effective)
- Long-Lasting Protection
- Kills surface pests in (24) hours
- Leading(cutting edge) insect control
- Leading (Edge)( insect control) Technology
- Fast Acting Formula
- 2 way (action) Formula
- Powerful Fast Acting (2-Way) Formula
- Exclusive 2 Way Action
  - Kills insects above ground
  - Kills insects below ground
- 100% Satisfaction Guaranteed (or your money back)
- Long lasting – up to 90-day subsurface insect protection
- Up to 90-day grub protection
- 90-day subsurface insect protection
- 3-month soil insect protection
- Fast acting formula works two ways for powerful insect control

**ACTIVE INGREDIENTS:**

Beta-cyfluthrin .....	0.36%
Imidacloprid .....	0.72%
<b>OTHER INGREDIENTS .....</b>	<b>98.92%</b>

Net Contents: 32 fl. oz. (946 mL)

**KEEP OUT OF REACH OF CHILDREN**

**CAUTION**



See Back Panel Booklet for Additional Ingredients and Precautionary Statements

Not for sale, sale into, distribution and or use in Nassau, Suffolk, Kings, and Queens counties of New York.

(BACK PANEL)

Contains Bayer's exclusive 2-way formula for control of listed surface insects like ants, fleas, and ticks plus subsurface insects like grubs and European crane fly larvae in one easy step. Keeping your lawn free of nuisance pests has never been easier.

READ THE LABEL FIRST!

<b>QUICK FACTS</b>	
<ul style="list-style-type: none"> <li>• Fast acting formula works 2 ways for powerful insect control</li> <li>• Kills insects both above and below ground</li> <li>• Long-lasting – up to 90-day subsurface insect protection</li> </ul>	
<b>KILLS</b>	Ants, fleas, ticks, grubs, chinch bugs, mole crickets, European crane fly larvae and other listed pests
<b>COVERAGE</b>	<ul style="list-style-type: none"> <li>• Makes up to 64 gallons of spray solution</li> <li>• Treats over 1000 rose bushes</li> <li>• Covers 5,334 sq. ft. of lawn</li> </ul>
<b>WHERE TO USE</b>	Lawns, ground covers, flowers, roses, trees & shrubs, along building foundations
<b>WHEN TO USE</b>	<ul style="list-style-type: none"> <li>• When insects or damage first appear</li> <li>• Grubs: May through July</li> </ul>
<b>HOW MUCH TO USE</b>	Dilute ½ fl. oz (1 Tablespoon) per gallon of water For lawn pests and along building foundations, dilute 3 fl. oz. per gallon
 	For questions or comments, call toll-free 1-877 BayerAG (1-877-229-3724) or visit us on-line at <a href="http://www.BayerAdvanced.com">www.BayerAdvanced.com</a>

FOR OUTDOOR RESIDENTIAL USE ONLY

ACTIVE INGREDIENTS:

Beta-cyfluthrin .....	0.36%
Imidacloprid .....	0.72%
<b>OTHER INGREDIENTS:</b> .....	<u>98.92%</u>
<b>TOTAL</b> .....	100.00%

Beta-cyfluthrin is the chemical name for Tempo Ultra® Insecticide.

Imidacloprid is the chemical name for Merit® Insecticide.

EPA Reg. No. 72155-29

EPA Est. No. \_\_\_\_-AA-\_\_

1/14

## DIRECTIONS FOR USE

It is a violation of Federal law to use this product in a manner inconsistent with its labeling. For best results, read and follow all label directions.

### BEFORE YOU USE

Read and follow these directions when using:

- When spraying the product on plants with flowers, apply during early morning or late evening, when bees are not present.
- Do not spray the product into fish pools, ponds, streams, or lakes.
- Remove animal feeding dishes prior to application. Keep children and pets away from treated areas until spray has dried.
- Do not apply to fruits or vegetables used for food.

### HOW TO USE

Shake well before using

### MIXING & MEASURING

SEE SPRAYER TYPES

### HOW MUCH TO USE

Dilute ½ fl. oz (1 Tablespoon) per gallon of water  
Lawns & along building foundations: 3 fl. oz. per gallon of water  
(covers 500 sq feet)

### HOW TO SPRAY

Adjust nozzle on your sprayer to desired spray pattern.  
Hold sprayer about 12 inches from foliage.  
Spray leaves and tender new shoots.


ART: of steps above

To kills insects that may hide, spray the underside of the leaves.  
Apply until leaves are evenly coated with spray, but not dripping.

ART: spraying undersides of leaves

**DIRECTIONS FOR USE (Continued)**

<b>KILLS</b>	<b>On Flowers, Roses, Shrubs and Trees, Evergreens, Ground Covers, and Foliage Plants</b>			
	Dilute ½ fl. oz (1 Tablespoon) per gallon of water			
	Adelgids	Fungus Gnats	Leafminers	Rose Slugs
	Ants	Grasshoppers	Mealybugs	Sawflies
	Aphids	Gypsy moths	Midges	Scale insects (crawler stages)
	Bagworms	Japanese beetles	Pine Shoot Moths	Spittlebugs
	Boxelder bugs	Lace bugs	Pine Tip Moths	Thrips
	Clover mites	Leaf-feeding beetles	Plant bugs	Weevils (including root weevils)
	Cutworms	Leaf-feeding caterpillars	Psyllids	Whiteflies
	Elm leaf beetles	Leafhoppers (including Glassy-Winged Sharpshooters)	Rose Midges	
	<b>On Lawns &amp; along Building Foundations</b>			
	Dilute 3 fl. oz. per gallon of water (covers 500 sq. feet)			
	Annual Bluegrass weevil (hyperodes weevil)	Clover mites	Flies	Sod webworms
	Ants (including Carpenter Ants)	Cockroaches	Grasshoppers	Sowbugs
	Amyworms	Crickets	Hyperodes weevils	Spiders
	Billbugs	Cutworms	Japanese beetles	Ticks (including deer ticks)
	Bluegrass billbugs	Earwigs	Mole crickets	Wasps
	Boxelder bugs	Fire ants	Mosquitoes	White grubs
	Caterpillars	Fleas	Pillbugs	
	Chiggers			
	Chinch bugs			
<b>FOR BEST RESULTS</b>	<ul style="list-style-type: none"> <li>• Rain or watering one hour after application will not wash away effectiveness.</li> <li>• After spraying the lawn, wait 24 hours before mowing.</li> <li>• To avoid serious damage to plants, eliminate pests early in the season before they multiply. For severe infestations, repeat every 7 to 14 days as needed.</li> </ul>			
<b>HOW THIS PRODUCT WORKS</b>	<ul style="list-style-type: none"> <li>• This product is a totally different way to control the insects that want to destroy your prized roses, flowers, other ornamental plants, and lawn. The unique two-way blend of insecticides controls current insect pest problems and prevents reinfestations for up to 30 days. The residual component is actually taken into the plant. Rain or water cannot wash off this internal protection! Insects are killed when they come into contact with the product or when they attempt to eat the plant.</li> </ul>			

	Children and pets may re-enter the treated area after spray has dried.
---	--

**SPRAYER TYPES**

(ART: ICON OF PUMP TYPE)
<b>For Pump Style Tank Sprayer:</b>
To make one gallon of spray:
<ol style="list-style-type: none"> <li>1. Pour ½ fl. oz. (1 tablespoon= ½ fl. oz.)</li> <li>2. Dilute with 1 gallon of water</li> <li>3. Close sprayer and shake well before applying.</li> </ol>

**(ART: ICON OF DIAL TYPE)****For Dial-Style Hose-End Sprayers:**

Dilution rate: ½ fl. oz per gallon (1 tablespoon = ½ fl. oz.)

Lawns &amp; along building foundations: 3 fl. oz. per gallon per gallon of water (covers 500 sq. feet)

1. Fill sprayer jar with enough concentrate to cover area to be treated.
2. Close sprayer and set dial.
3. Attach sprayer to hose and apply.
4. To avoid contact with the treated area, begin by spraying area farthest from faucet walking backwards as you spray.


**(ART: ICON OF Concentrate Plus Water Hose End TYPE)****For Concentrate-Plus-Water Hose-End Sprayers:**

Dilution rate: ½ fl. oz per gallon (1 tablespoon = ½ fl. oz.)

Lawns &amp; along building foundations: 3 fl. oz. per gallon per gallon of water (covers 500 sq. feet)

1. Pour concentrate into sprayer jar to the required fluid ounce level.
2. Add the appropriate amount of water to the gallons level.
3. Replace sprayer top and shake well before applying.
4. To avoid contact with the treated area, begin by spraying area farthest from faucet walking backwards as you spray.

**Important – Directions for Storage and Disposal**

<b>Storage Conditions</b>	Store in original container in a cool, dry place, out of the reach of children, preferably a locked storage cabinet.
<b>Disposal</b> 	<p><b>If empty:</b></p> <ul style="list-style-type: none"> <li>• Do not reuse container.</li> <li>• Place empty container in trash or offer for recycling if available.</li> </ul> <p><b>If partly filled:</b></p> <ul style="list-style-type: none"> <li>• Call your local solid waste agency or toll free 1-877-229-3724 for disposal instructions.</li> <li>• Never place unused product down any indoor or outdoor drain.</li> </ul>

## PRECAUTIONARY STATEMENTS HAZARDS TO HUMANS AND DOMESTIC ANIMALS

### CAUTION

- Harmful if swallowed or inhaled.
- Causes moderate eye irritation.
- Avoid contact with skin, eyes or clothing.
- Avoid breathing spray mist.
- Removing and washing contaminated clothing before reuse may reduce exposure.
- Wash hands thoroughly with soap and water after handling and before eating, drinking, chewing gum or using tobacco.



### FIRST AID

<b>If swallowed</b>	<ul style="list-style-type: none"> <li>• Call a poison control center or doctor immediately for treatment advice.</li> <li>• Have person sip a glass of water if able to swallow.</li> <li>• Do not induce vomiting unless told to do so by a poison control center or doctor.</li> <li>• Do not give anything by mouth to an unconscious person.</li> </ul>
<b>If in eyes</b>	<ul style="list-style-type: none"> <li>• Hold eye open and rinse slowly and gently with water for 15 to 20 minutes. Remove contact lenses, if present, after the first 5 minutes, then continue rinsing.</li> <li>• Call a poison control center or doctor for treatment advice.</li> </ul>
<b>If inhaled</b>	<ul style="list-style-type: none"> <li>• Move person to fresh air.</li> <li>• If person is not breathing, call 911 or an ambulance, then give artificial respiration, preferably mouth-to-mouth if possible.</li> <li>• Call a poison control center or doctor for further treatment advice.</li> </ul>

**NOTE:** When calling poison control center, have this product label accessible. If seeking treatment at an emergency room or doctor's office, bring this product label to show medical personnel. For medical emergency information, you may call toll-free 1-877-229-3763.

Active Ingredients: 0.36% Beta-cyfluthrin [CAS # 68359-37-5], 0.72% Imidacloprid [CAS# 138261-41-3].

### ENVIRONMENTAL HAZARDS

- Do not apply directly to water.
- This product is highly toxic to aquatic invertebrates and fish.
- Do not contaminate water when cleaning equipment or disposing of equipment washwaters or rinsate.
- This pesticide is highly toxic to bees. Do not apply this product when bees are present.

**NOTICE:** Research and testing have determined that the "Directions For Use" are appropriate for the proper use of this product under expected conditions. The Buyer assumes responsibility for lack of performance or safety if not used according to the directions.

**Money Back Guarantee:** If you are not satisfied with this product, we will gladly refund your original purchase price.

#### ***Bayer Advanced***

A Business Unit of Bayer CropScience LP  
P.O. Box 12014, 2 T.W. Alexander Drive  
Research Triangle Park, North Carolina 27709

Imidacloprid 0.72% + Beta-cyfluthrin 0.36% (MASTER) Approved 02/03/06, Notifi 02/15/06