

72155-24

1/28/2009

1 of 14



UNITED STATES ENVIRONMENTAL PROTECTION AGENCY
WASHINGTON, D.C. 20460

OFFICE OF
PREVENTION, PESTICIDES AND
TOXIC SUBSTANCES

Charles W. Boyd
Registrations Manager
Bayer Advanced
2 T. W. Alexander Drive
Research Triangle Park, NC 27709

JAN 28 2009

Subject: Label Notification(s) for Pesticide Registration Notices 2007-4 and 2008-1

Dear Mr. Boyd:

The Agency is in receipt of your Application(s) for Pesticide Notification under Pesticide Registration Notice (PRN) 2007-4 and 2008-1 dated December 16, 2008 for:

EPA Registration 72155-24

Tempo 0.75% Ready-to-Spray Insecticide

The Registration Division (RD) has conducted a review of this request for applicability under PR Notice 2007-4 and 2008-1 and finds that the label changes requested falls within the scope of PR Notice 2007-4 and 2008-1. The label has been date-stamped "Notification" and will be placed in our records.

Please be reminded that 40 CFR Part 156.140(a)(4) requires that a batch code, lot number, or other code identifying the batch of the pesticide distributed and sold be placed on nonrefillable containers. The code may appear either on the label (and can be added by non-notification/PR Notice 98-10) or durably marked on the container itself.

If you have any questions, please contact me directly at 703-305-6249 or Nicole Williams of my staff at 703-308-5551.

Sincerely,

A handwritten signature in black ink, appearing to be "Linda Arrington".


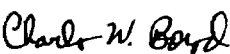
Linda Arrington
Notifications & Minor Formulations Team Leader
Registration Division (7505P)
Office of Pesticide Programs



Please read instructions on reverse before completing form.

Form Approved. OMB No. 2070-0060

20f14
5/12

		United States Environmental Protection Agency Washington, DC 20460		<input type="checkbox"/> Registration <input type="checkbox"/> Amendment <input checked="" type="checkbox"/> Other	OPP Identifier Number
Application for Pesticide - Section I					
1. Company/Product Number 72155-24		2. EPA Product Manager Kimberly Nesci		3. Proposed Classification <input checked="" type="checkbox"/> None <input type="checkbox"/> Restricted	
4. Company/Product (Name) Tempo 0.75% Ready-to-Spray Insecticide		PM# 11			
5. Name and Address of Applicant (Include ZIP Code) Bayer Advanced 2 T.W. Alexander Drive Research Triangle Park, NC 27709 <input type="checkbox"/> Check if this is a new address		6. Expedited Review. In accordance with FIFRA Section 3(c)(3) (b)(i), my product is similar or identical to a pesticide already registered and labeling to: NOTIFICATION EPA Reg. No. _____ JAN 28 2009 Product Name _____			
Section - II					
<input type="checkbox"/> Amendment - Explain below. <input type="checkbox"/> Final printed labels in response to Agency letter dated _____ <input type="checkbox"/> Resubmission in response to Agency letter dated _____ <input type="checkbox"/> "Me Too" Application. <input checked="" type="checkbox"/> Notification - Explain below. <input type="checkbox"/> Other - Explain below.					
Explanation: Use additional page(s) if necessary. (For section I and Section II.) See Attached					
Section - III					
1. Material This Product Will Be Packaged In:					
Child-Resistant Packaging <input type="checkbox"/> Yes <input checked="" type="checkbox"/> No	Unit Packaging <input type="checkbox"/> Yes <input checked="" type="checkbox"/> No	Water Soluble Packaging <input type="checkbox"/> Yes <input checked="" type="checkbox"/> No	2. Type of Container <input type="checkbox"/> Metal <input checked="" type="checkbox"/> Plastic <input type="checkbox"/> Glass <input type="checkbox"/> Paper <input type="checkbox"/> Other (Specify) _____		
* Certification must be submitted		If "Yes" Unit Packaging wgt. No. per container	If "Yes" Package wgt. No. per container		
3. Location of Net Contents Information <input checked="" type="checkbox"/> Label <input type="checkbox"/> Container		4. Size(s) Retail Container 16, 32 or 40 Fl. oz.		5. Location of Label Directions <input type="checkbox"/>	
6. Manner in Which Label is Affixed to Product <input type="checkbox"/> Lithograph <input type="checkbox"/> Paper glued <input type="checkbox"/> Stenciled		<input checked="" type="checkbox"/> Other Integ _____			
Section - IV					
1. Contact Point (Complete items directly below for identification of individual to be contacted, if necessary, to process this application.)					
Name Charles W. Boyd		Title Registrations Manager		Telephone No. (Include Area Code) (919) 549-2422	
Certification I certify that the statements I have made on this form and all attachments thereto are true, accurate and complete. I acknowledge that any knowingly false or misleading statement may be punishable by fine or imprisonment or both under applicable law.					6. Date Application Received (Stamped)
2. Signature 		3. Title Registrations Manager			
4. Typed Name Charles W. Boyd		5. Date December 16, 2008			

3 of 14

Tempo 0.75% Ready-to-Spray Insecticide
EPA Reg. No. 72155-24
December 16, 2008

Page 1 of 1

Section II - Explanation

Bayer Advanced is submitting a **Notification** to add the text prescribed by PR Notice 2007-4 and 2008-1 to the label for the above-mentioned product:

In the disposal section, we have added the statement "Non-refillable container." Also we have added "refill or" to the statement Do not refill or reuse empty container.

We have also added the following statement "To protect the environment, do not allow pesticide to enter or run off into storm drains, drainage ditches, gutters or surface waters. Applying this product in calm weather when rain is not predicted for the next 24 hours, will help to ensure that wind or rain does not blow or wash pesticide off the treatment area. Rinsing application equipment over the treatment area will help avoid run off to water bodies or drainage systems."

Enclosed is one copy of the label with the changes highlighted.

Notification of label changes per PR Notice 2007-4, and PR Notice 2008-1. This notification is consistent with the guidance of PR Notice 2007-4, 2008-1 and EPA regulations at 40 CFR § 156.10, 156.80, 156.140, 156.144, 156.146, 156.156, and 152.46. No other changes have been made to the labeling or the confidential statement of formula of this product. I understand that it is a violation of 18 U.S.C. Sec. 1001 to willfully make any false statement to EPA. I further understand that if this notification is not consistent with the terms of PR Notice 2007-4, 2008-1 and 40 CFR § 156.10, 156.80, 156.140, 156.144, 156.146, 156.156, and 152.46, this product may be in violation of FIFRA and I may be subject to enforcement action and penalties under sections 12 and 14 of FIFRA.

NOTIFICATION

JAN 28 2009

40114

(Front Panel)

Tempo® 0.75%

Ready-to-Spray Insecticide

This label contains two separate label statements for, Outdoor Residential Hose-end Sprayer and Concentrate product use.

For Use On: Lawns, Ground Covers, Flowers, Shrubs, Trees, Around Homes

READY TO SPRAY

CONCENTRATE

KILLS INSECTS

RAINFOOF (RAINFEST) WITHIN 1 HOUR OF APPLICATION

- Just One Application Quickly Kills Insects
- Kills Over 60 Different Outdoor Insects
- Treats 5,333 sq ft of Lawn (1 Qt.)
- Effective Home/Yard Barrier Treatment
- Quickly Stops Harmful Insects Before They Do Damage
- Effective Against a Broad Range of Listed Pests
- Kills Pests Outdoors Before They Come Inside
- Ready To Spray...No Mixing, No Measuring
- Keeps on killing mosquitoes for (2) weeks
- Kills Mosquitoes including those that may carry the West Nile Virus
- Kills fleas and ticks, including deer ticks which may carry Lyme disease
- Kills Scorpions Fast
- Kills Mosquitoes and other Annoying Insects
- Creates a Bug Barrier Around Your Yard
- Keeps Annoying Insects Away
- Keeps Bugs Out of Your Yard
- Contains Tempo®
- Kills on contact plus protects for (2) weeks
- Also kills Fleas, Ticks, & 58 other nuisance pests
- 100% Satisfaction Guaranteed
-

DOUBLE PROTECTION FORMULA

- Fast Acting..Kills on Contact
- Keeps On Killing Mosquitoes for (2) Weeks
 - Stops Mosquitoes on Contact, (including) even those that may carry West Nile Virus
 - Kills Fleas and Ticks, including Deer Ticks which may carry Lyme Disease
- Kills Scorpions Fast
- Kills Mosquitoes and Other Annoying Insects
- Creates a Bug Barrier Around Your Yard
- Keeps Annoying Insects Away
- Keeps Bugs Out Of Your Yard
- Kills Mosquitoes without harming plants
- Guaranteed to work, or your money back.
- 2 Spray Settings
 - Mist for Gardens
 - Spray for large areas

NOTIFICATION

JAN 28 2009

ACTIVE INGREDIENT:

Cyfluthrin 0.75 %

OTHER INGREDIENTS 99.25 %

Net Contents: 16 fl oz or 32 fl oz, 40 fl. oz.

KEEP OUT OF REACH OF CHILDREN
CAUTION

See back panel for additional ingredients and precautionary statements.

50 of 14

(Pre-packed Hose-end Sprayer Label)
(Front Panel)

Tempo® 0.75%

Ready-to-Spray Insecticide

For Use On: Lawns, Ground Covers, Flowers, Shrubs, Trees, Around Homes

READY TO SPRAY

CONCENTRATE

KILLS INSECTS

RAINPROOF (RAINFEST) WITHIN 1 HOUR OF APPLICATION

- Just One Application Quickly Kills Insects
 - Kills Over 60 Different Outdoor Insects
 - Treats 5,333 sq ft of Lawn (1 Qt.)
 - Effective Home/Yard Barrier Treatment
 - Quickly Stops Harmful Insects Before They Do Damage
 - Effective Against a Broad Range of Listed Pests
 - Kills Pests Outdoors Before They Come Inside
 - Ready To Spray...No Mixing, No Measuring
 - Keeps on killing mosquitoes for (2) weeks
 - Kills Mosquitoes including those that may carry the West Nile Virus
 - Kills fleas and ticks, including deer ticks which may carry Lyme disease
 - Kills Scorpions Fast
 - Kills Mosquitoes and other Annoying Insects
 - Creates a Bug Barrier Around Your Yard
 - Keeps Annoying Insects Away
 - Keeps Bugs Out of Your Yard
 - Contains Tempo®
 - Kills on contact plus protects for (2) weeks
 - Also kills Fleas, Ticks, & 58 other nuisance pests
 - 100% Satisfaction Guaranteed
- DOUBLE PROTECTION FORMULA**
- Fast Acting..Kills on Contact
 - Keeps On Killing Mosquitoes for (2) Weeks
 - Stops Mosquitoes on Contact, (including) even those that may carry West Nile Virus
 - Kills Fleas and Ticks, including Deer Ticks which may carry Lyme Disease
 - Kills Scorpions Fast
 - Kills Mosquitoes and Other Annoying Insects
 - Creates a Bug Barrier Around Your Yard
 - Keeps Annoying Insects Away
 - Keeps Bugs Out Of Your Yard
 - Kills Mosquitoes without harming plants
 - Guaranteed to work, or your money back.
 - 2 Spray Settings
 - Mist for Gardens
 - Spray for large areas

ACTIVE INGREDIENT:

Cyfluthrin 0.75 %

OTHER INGREDIENTS 99.25 %

Net Contents: 16 fl oz or 32 fl oz, 40 fl. oz.

KEEP OUT OF REACH OF CHILDREN
CAUTION

See back panel for additional ingredients and precautionary statements.

6 of 14

(BACK PANEL)

This product kills mosquitoes and other nuisance pests on contact and keeps protecting for up to 2 weeks in a single application. No mixing and measuring hassles. No messy cleanup. Controlling listed annoying outdoor insects has never been easier.

READ THE LABEL FIRST!



QUICK FACTS	
• <Marketing Claims Positioned Here>	
KILLS	Mosquitoes, Fleas, Ticks, and 58 other listed pests
COVERAGE (1 Qt.)	Covers 5,333 sq ft of lawn.
WHERE TO USE	Lawns, Ground Covers, Flowers, Shrubs, Trees, Around Homes
WHEN TO USE	When mosquitoes or other insects first appear.
HOW MUCH TO USE	No measuring needed. . . . Dilutes automatically.
For questions or comments, call toll-free 1-877-BayerAG (1-877-229-3724)	

FOR OUTDOOR RESIDENTIAL USE ONLY

ACTIVE INGREDIENT:

Cyfluthrin 0.75 %

OTHER INGREDIENTS 99.25 %

100.00 %

Cyfluthrin is the chemical name for Tempo®

EPA Reg. No. 72155-24

EPA Est. No. XXXX-AA-1

70914

[INSIDE BOOKLET]

DIRECTIONS FOR USE

It is a violation of Federal law to use this product in a manner inconsistent with its labeling.

BEFORE YOU USE

Read and follow these directions when using:

- Apply the product to flowering plants during early morning or late evening, when bees are not present.
- Do not spray the product into fish pools, ponds, streams, or lakes.
- Do not apply to plants grown for food.
- Remove animal feeding dishes prior to application. Keep children and pets away from treated areas until spray has dried.

HOW TO USE

Shake well before using.

This product is ready to spray. Just attach this bottle to your hose according to directions. Water automatically mixes with the concentrate as you spray.

HOW TO ATTACH & SPRAY

1. Connect your garden hose to the bottle. Be sure the blue water control valve on top of the spray nozzle is in the OFF position. (ART)
 2. Turn on water at faucet. Twist the small, star-shaped, blue product-control button to align the flat portion with the lock tab. Push the button in to open. (ART)
 3. To begin spraying, point nozzle toward the area to be treated and turn the blue water control valve to the ON position. Tab will be horizontal. This (1 Qt.) bottle will cover 5,333 sq. ft. of lawn. (ART)
 4. To stop spraying, turn the blue water control valve on top of the spray nozzle to OFF. To close, push in the small round button opposite the star-shaped product-control button. Turn off faucet. (ART)
 5. Relieve water pressure by turning blue water control valve to the ON position until water slows to a drip. Turn blue water control valve back to OFF. Disconnect garden hose from bottle.
- (Optional Alternative)**
1. Connect garden hose to bottle. Be sure the product control valve is in the off position.
 2. Turn on water at faucet. Rotate the product control valve to MIST to spray shrubs and flowers or to SPRAY to spray lawns or around the foundation of your home.
 3. To begin spraying, point nozzle toward the area to be treated and turn the water control to the ON position. This bottle (30 fl oz) will cover 5,000 sq ft of lawn and garden area.
 4. To stop spraying, turn the water control valve to the OFF position. To close, turn the product control valve to the off position. Turn off faucet.
 5. Relieve water pressure by turning blue water control valve to the ON position until water slows to a drip. Turn blue water control valve back to OFF. Disconnect garden hose from bottle.

TIPS FOR APPLYING

- Extend hose to the farthest area to be treated and work back toward the faucet to avoid walking into wet, treated area. (ART)
- Walk at a steady pace while spraying, using an even sweeping motion, slightly overlapping the treated areas.
- **Mosquitoes and Other Outdoor Nuisance Pests**
 - Spray thoroughly beneath shrubs, around house foundation and in nearby tall grass or weeds. Cover evenly.
 - To control mosquitoes, pay special attention to shady areas where they rest and, when possible, drain standing water where they live. Do not spray this product into fish pools, ponds, streams, or lakes.
- **Lawn Pests**
 - To control ticks, spray tall grasses & weeds and, when possible, keep those areas mowed.
 - After spraying the lawn, wait 24 hours before mowing.
- **Flowers, Trees, Shrubs, Ground Covers**
 - Spray foliage, tender new shoots and the underside of leaves thoroughly.
 - To kill insects that hide, spray the underside of the leaves. Apply until leaves are evenly coated with spray droplets, but not dripping.

FOR BEST RESULTS

- Rain or watering one hour after application will not wash away effectiveness.
- To avoid serious damage to plants, eliminate pests early in the season before they multiply.
- For severe infestations, repeat every 7 to 14 days as necessary.

KILLS			
Ants Aphids Armyworms Aster leafhoppers Bagworms Banded sunflower moths Bluegrass billbug (adults) Boxelder bugs Budmoths Caterpillars Chiggers Chinch bugs Clover mites Cockroaches Corn borers	Corn earworms Corn rootworms (adults) Crickets Cutworms Earwigs Elm leaf beetles Fire ants Flea beetles Fleas Flies Grasshoppers Gypsy Moth Larvae Hyperodes weevil (adults) Japanese beetles (adults) Lace bugs	Leaf Beetles Leaf-feeding beetles Leaf-feeding caterpillars Leafhoppers (including Glassy-winged Sharpshooter) Leafminers Mealybugs Midges Mole Crickets Mosquitoes Pepper weevils (adults) Pillbugs Plant bugs Potato leafhoppers Scale (crawler stages) Scorpions	Seed weevils (adults) Sod Webworms Sowbugs Spiders Spittlebugs Stern weevil (adults) Stink bugs Sunflower beetles Sunflower moths Thrips Ticks (including deer ticks) Wasps Weevils (including Root Weevils) Western Flower Thrips Whiteflies



Children and pets may re-enter the treated area after spray has dried.

PRECAUTIONARY STATEMENTS

Hazards to Humans and Domestic Animals

Caution

- Harmful if swallowed or inhaled.
- Causes eye irritation.
- Avoid contact with skin, eyes, or clothing.
- Wash thoroughly with soap and water after handling.

First Aid +


IN CASE OF ACCIDENTAL...	IMMEDIATELY...
Swallowing	<ul style="list-style-type: none"> • Call a poison control center or doctor immediately for treatment advice. • Have person sip a glass of water if able to swallow. • Do not induce vomiting unless told to do so by the poison control center or doctor. • Do not give anything by mouth to an unconscious person.
Contact with eyes	<ul style="list-style-type: none"> • Hold eye open and rinse slowly and gently with water for 15-20 minutes. • Remove contact lenses, if present, after the first 5 minutes, then continue rinsing eye. • Call a poison control center or doctor for treatment advice.
Inhalation	<ul style="list-style-type: none"> • Move person to fresh air. • If person is not breathing, call 911 or an ambulance, then give artificial respiration, preferably by mouth-to-mouth, if possible. • Call a poison control center or doctor for further treatment advice.

NOTE: When calling poison control center, have this product label accessible. If seeking treatment at an emergency room or doctor's office, bring this product label to show medical personnel. You may call toll-free 1-877-229-3763 for medical emergency information. Active Ingredient: 0.75% Cyfluthrin [CAS # 68359-37-5]

Environmental Hazards

- This pesticide is toxic to fish and other aquatic organisms.
- This pesticide is highly toxic to bees. Do not apply TEMPO 0.75% Concentrate Insecticide when bees are active.
- To protect the environment, do not allow pesticide to enter or run off into storm drains, drainage ditches, gutters or surface waters. Applying this product in calm weather when rain is not predicted for the next 24 hours will help to ensure that wind or rain does not blow or wash pesticide off the treatment area.

IMPORTANT: Directions for Storage and Disposal

Storage Conditions:	Store in original container in a cool, dry place, out of the reach of children, preferably a locked storage cabinet. Protect from freezing.
Disposal: 	<ul style="list-style-type: none"> • If empty: Non-refillable container. Do not refill or reuse empty container. Place empty container in trash or offer for recycling if available. Protect from freezing. • If partly filled: Call your local solid waste agency or toll free 1-877-229-3724 [1-800 CLEAN UP] for disposal instructions. Never place unused product down any indoor or outdoor drain.

NOTICE

Research and testing have determined that the "Directions for Use" are appropriate for the proper use of TEMPO 0.75% Ready-To-Spray Insecticide under expected conditions. The Buyer assumes responsibility for lack of performance or safety if not used according to the directions.

Money Back Guarantee: If you are not satisfied with this product, we will gladly refund your original purchase price.



A Business Unit of Bayer CropScience LP
P.O. Box 12014, 2 T.W. Alexander Drive
Research Triangle Park, North Carolina 27709

100% H

(Pump Sprayer/Hose-end Label)
(Front Panel)

Tempo® 0.75% Concentrate Insecticide

For Use On: Lawns, Ground Covers, Flowers, Shrubs, Trees, Around Homes

CONCENTRATE

KILLS INSECTS

RAINPROOF (RAINFEST) WITHIN 1 HOUR OF APPLICATION

- Just One Application Quickly Kills Insects
- Kills Over 60 Different Outdoor Insects
- Treats 5,333 sq ft of Lawn (1 Qt.)
- Effective Home/Yard Barrier Treatment
- Quickly Stops Harmful Insects Before They Do Damage
- Effective Against a Broad Range of Listed Pests
- Kills Pests Outdoors Before They Come Inside
- Ready To Spray...No Mixing, No Measuring
- Keeps on killing mosquitoes for (2) weeks
- Kills Mosquitoes including those that may carry the West Nile Virus
- Kills fleas and ticks, including deer ticks which may carry Lyme disease
- Kills Scorpions Fast
- Kills Mosquitoes and other Annoying Insects
- Creates a Bug Barrier Around Your Yard
- Keeps Annoying Insects Away
- Keeps Bugs Out of Your Yard
- Contains Tempo®

- Kills on contact plus protects for (2) weeks
- Also kills Fleas, Ticks, & 58 other nuisance pests
- 100% Satisfaction Guaranteed

DOUBLE PROTECTION FORMULA

- Fast Acting..Kills on Contact
- Keeps On Killing Mosquitoes for (2) Weeks
 - Stops Mosquitoes on Contact, (including) even those that may carry West Nile Virus
 - Kills Fleas and Ticks, including Deer Ticks which may carry Lyme Disease
- Kills Scorpions Fast
- Kills Mosquitoes and Other Annoying Insects
- Creates a Bug Barrier Around Your Yard
- Keeps Annoying Insects Away
- Keeps Bugs Out Of Your Yard
- Kills Mosquitoes without harming plants
- Guaranteed to work, or your money back.

ACTIVE INGREDIENT:

Cyfluthrin 0.75 %

OTHER INGREDIENTS 99.25 %

Net Contents: 32 fl oz

KEEP OUT OF REACH OF CHILDREN

CAUTION

See back panel for additional ingredients and precautionary statements.

11/09/14

(BACK PANEL)

Now you can kill mosquitoes and other nuisance pests on contact and keep protecting for up to two weeks with a single application. Controlling listed annoying outdoor insects around your home has never been easier.

READ THE LABEL FIRST!



QUICK FACTS	
<ul style="list-style-type: none"> Kills on contact and keeps on protecting for (2) weeks. Rainproof within 1 hour of application. Apply with most common garden sprayers. 	
KILLS	Mosquitoes, Ticks, Fleas, and other listed pests
COVERAGE (1 Qt.)	Covers 5,333 sq ft of lawn.
WHERE TO USE	Lawns, Shrubs, Trees, Flowers, Ground Covers, and Around Homes
WHEN TO USE	When mosquitoes or other insects first appear
HOW MUCH TO USE	Dilute 3 fl. oz. per gallon of water to treat 500 sq. ft.
For questions or comments, call toll-free 1-877-BayerAG (1-877-229-3724)	

FOR OUTDOOR RESIDENTIAL USE ONLY

ACTIVE INGREDIENT:

Cyfluthrin 0.75 %

OTHER INGREDIENTS 99.25 %

100.00 %

Cyfluthrin is the chemical name for Tempo®

EPA Reg. No. 72155-24

EPA Est. No. XXXX-AA-1

[INSIDE BOOKLET]

DIRECTIONS FOR USE			
It is a violation of Federal law to use this product in a manner inconsistent with its labeling.			
BEFORE YOU USE Read and follow these directions when using:	<ul style="list-style-type: none">• Apply the product to flowering plants during early morning or late evening, when bees are not present.• Do not spray the product into fish pools, ponds, streams, or lakes.• Do not apply to plants grown for food.• Remove animal feeding dishes prior to application. Keep children and pets away from treated areas until spray has dried.		
HOW TO USE	Shake well before using.		
MIXING AND MEASURING	SEE SPRAYER TYPES Food utensils, such as teaspoons and measuring cups, should not be used for food purposes after use with this insecticide.		
HOW MUCH TO USE	<ul style="list-style-type: none">• Dilute 3 fl. oz. per gallon of water to treat 500 sq. ft.		
TIPS FOR APPLYING	<ul style="list-style-type: none">• Walk at a steady pace while spraying, using an even sweeping motion, slightly overlapping the treated areas.• Mosquitoes and Other Outdoor Nuisance Pests<ul style="list-style-type: none">- Spray thoroughly beneath shrubs, around house foundation and in nearby tall grass or weeds. Cover evenly.- To control mosquitoes, pay special attention to shady areas where they rest and, when possible, drain standing water where they live. Do not spray this product into fish pools, ponds, streams, or lakes.• Lawn Pests<ul style="list-style-type: none">- To control ticks, spray tall grasses & weeds and, when possible, keep those areas mowed.- After spraying the lawn, wait 24 hours before mowing.• Flowers, Trees, Shrubs, Ground Covers<ul style="list-style-type: none">- Spray foliage, tender new shoots and the underside of leaves thoroughly.- To kill insects that hide, spray the underside of the leaves. Apply until leaves are evenly coated with spray droplets, but not dripping.		
FOR BEST RESULTS	<ul style="list-style-type: none">• Rain or watering one hour after application will not wash away effectiveness.• To avoid serious damage to plants, eliminate pests early in the season before they multiply.• For severe infestations, repeat every 7 to 14 days as necessary.		
KILLS			
Ants Aphids Armyworms Aster leafhoppers Bagworms Banded sunflower moths Bluegrass billbug (adults) Boxelder bugs Budmoths Caterpillars Chiggers Chinch bugs Clover mites Cockroaches Corn borers	Corn earworms Corn rootworms (adults) Crickets Cutworms Earwigs Elm leaf beetles Fire ants Flea beetles Fleas Flies Grasshoppers Gypsy Moth Larvae Hyperodes weevil (adults) Japanese beetles (adults) Lace bugs	Leaf Beetles Leaf-feeding beetles Leaf-feeding caterpillars Leafhoppers (including Glassy-winged Sharpshooter) Leafminers Mealybugs Midges Mole Crickets Mosquitoes Pepper weevils (adults) Pillbugs Plant bugs Potato leafhoppers Scale (crawler stages) Scorpions	Seed weevils (adults) Sod Webworms Sowbugs Spiders Spittlebugs Stem weevil (adults) Stink bugs Sunflower beetles Sunflower moths Thrips Ticks (including deer ticks) Wasps Weevils (including Root Weevils) Western Flower Thrips Whiteflies

130414



Children and pets may re-enter the treated area after spray has dried.

SPRAYER TYPE – Mixing and Measuring

FOR PUMP STYLE TANK SPRAYERS	<p>To make one gallon of spray:</p> <ol style="list-style-type: none"> 1. Pour 3 fl. oz. of the liquid concentrate. 2. Dilute with 1 gallon of water. 3. Close sprayer and shake well before applying.
FOR DIAL-STYLE HOSE-END SPRAYERS	<p>Dilution rate: 3 fl. oz. per gallon</p> <ol style="list-style-type: none"> 1. Fill sprayer jar with enough concentrate to cover area to be treated. 2. Close sprayer and set dial. 3. Attach sprayer to hose and apply. 4. To avoid contact with the treated area, begin by spraying area farthest from faucet walking backwards as you spray.
FOR CONCENTRATE PLUS WATER HOSE-END SPRAYERS	<p>Dilution rate: 3 fl. oz. per gallon</p> <ol style="list-style-type: none"> 1. Pour concentrate into sprayer jar to the required fluid ounce level. 2. Add the appropriate amount of water to the gallons level. 3. Replace sprayer top and shake well before applying. 4. To avoid contact with the treated area, begin by spraying area farthest from faucet walking backwards as you spray.

PRECAUTIONARY STATEMENTS

Hazards to Humans and Domestic Animals

Caution

- Harmful if swallowed or inhaled.
- Causes eye irritation.
- Avoid contact with skin, eyes, or clothing.
- Wash thoroughly with soap and water after handling.

First Aid +

IN CASE OF ACCIDENTAL...	IMMEDIATELY...
Swallowing	<ul style="list-style-type: none"> • Call a poison control center or doctor immediately for treatment advice. • Have person sip a glass of water if able to swallow. • Do not induce vomiting unless told to do so by the poison control center or doctor. • Do not give anything by mouth to an unconscious person.
Contact with eyes	<ul style="list-style-type: none"> • Hold eye open and rinse slowly and gently with water for 15-20 minutes. • Remove contact lenses, if present, after the first 5 minutes, then continue rinsing eye. • Call a poison control center or doctor for treatment advice.
Inhalation	<ul style="list-style-type: none"> • Move person to fresh air. • If person is not breathing, call 911 or an ambulance, then give artificial respiration, preferably by mouth-to-mouth, if possible. • Call a poison control center or doctor for further treatment advice.


NOTE: When calling poison control center, have this product label accessible. If seeking treatment at an emergency room or doctor's office, bring this product label to show medical personnel. You may call toll-free 1-877-229-3763 for medical emergency information. Active Ingredient: 0.75% Cyfluthrin [CAS # 68359-37-5]

14 of 14

Environmental Hazards

- This pesticide is toxic to fish and other aquatic organisms.
- This pesticide is highly toxic to bees. Do not apply TEMPO 0.75% Concentrate Insecticide when bees are active.
- To protect the environment, do not allow pesticide to enter or run off into storm drains, drainage ditches, gutters or surface waters. Applying this product in calm weather when rain is not predicted for the next 24 hours will help to ensure that wind or rain does not blow or wash pesticide off the treatment area. Rinsing application equipment over the treated area will help avoid run off to water bodies or drainage systems.

IMPORTANT: Directions for Storage and Disposal

Storage Conditions:	Store in original container in a cool, dry place, out of the reach of children, preferably a locked storage cabinet. Protect from freezing.
Disposal: 	<ul style="list-style-type: none"> • If empty: Non-refillable container. Do not refill or reuse container. Place empty container in trash or offer for recycling if available. Protect from freezing. • If partly filled: Call your local solid waste agency or toll free 1-877-229-3724 [1-800 CLEAN UP] for disposal instructions. Never place unused product down any indoor or outdoor drain.

NOTICE

Research and testing have determined that the "Directions for Use" are appropriate for the proper use of TEMPO 0.75% Concentrate Insecticide under expected conditions. The Buyer assumes responsibility for lack of performance or safety if not used according to the directions.

Money Back Guarantee: If you are not satisfied with this product, we will gladly refund your original purchase price.



A Business Unit of Bayer CropScience LP
P.O. Box 12014, 2 T.W. Alexander Drive
Research Triangle Park, North Carolina 27709

NOTIFICATION

JAN 28 2009

Tempo 0.75% Ready to Spray Insecticide (MASTER) Approved 09/16/04, Notification 12/15/05, Notification 02/10/06, Notification 06/25/07, Notification 12/12/08