



United States  
Environmental Protection Agency  
Washington, DC 20460

☐ Registration  
☐ Amendment  
☒ Other

OPP Identifier Number

### Application for Pesticide - Section I

1. Company/Product Number 72155-24	2. EPA Product Manager George La Rocca	3. Proposed Classification <input type="checkbox"/> None <input type="checkbox"/> Restricted
4. Company/Product (Name) Tempo 0.75% Ready to Spray Insecticide	PM# 13	
5. Name and Address of Applicant (Include ZIP Code) Bayer Advanced 95 Chestnut Ridge Road Montvale, NJ 07645 <input type="checkbox"/> Check if this is a new address	6. Expedited Review. In accordance with FIFRA Section 3(c)(3) (b)(i), my product is similar or identical in composition and labeling to: EPA Reg. No. _____ Product Name _____	

### Section - II

<input type="checkbox"/> Amendment - Explain below.	<input type="checkbox"/> Final printed labels in response to Agency letter dated _____	<b>NOTIFICATION</b> DEC 09 2003
<input type="checkbox"/> Resubmission in response to Agency letter dated _____	<input type="checkbox"/> "Me Too" Application.	
<input checked="" type="checkbox"/> Notification - Explain below.	<input type="checkbox"/> Other - Explain below.	

**Explanation:** Use additional page(s) if necessary. (For section I and Section II.)

See attached

### Section - III

1. Material This Product Will Be Packaged In:			
Child-Resistant Packaging <input type="checkbox"/> Yes <input type="checkbox"/> No	Unit Packaging <input type="checkbox"/> Yes <input type="checkbox"/> No	Water Soluble Packaging <input type="checkbox"/> Yes <input type="checkbox"/> No	2. Type of Container <input type="checkbox"/> Metal <input type="checkbox"/> Plastic <input type="checkbox"/> Glass <input type="checkbox"/> Paper <input type="checkbox"/> Other (Specify) _____
* Certification must be submitted		If "Yes" Unit Packaging wgt. No. per container	If "Yes" Package wgt. No. per container
3. Location of Net Contents Information <input type="checkbox"/> Label <input type="checkbox"/> Container		4. Size(s) Retail Container	
		5. Location of Label Directions <input type="checkbox"/>	
6. Manner in Which Label is Affixed to Product <input type="checkbox"/> Lithograph <input type="checkbox"/> Paper glued <input type="checkbox"/> Stenciled		<input type="checkbox"/> Other _____	

### Section - IV

1. Contact Point (Complete items directly below for identification of individual to be contacted, if necessary, to process this application.)				
Name Auria Trelles		Title Registration Specialist		
		Telephone No. (Include Area Code) (201) 307-3154		
<b>Certification</b> I certify that the statements I have made on this form and all attachments thereto are true, accurate and complete. I acknowledge that any knowingly false or misleading statement may be punishable by fine or imprisonment or both under applicable law.			6. Date Application Received (Stamped)	
2. Signature 		3. Title Registration Specialist		
4. Typed Name Auria Trelles		5. Date 11/21/03		

Tempo® 0.75% Concentrate Insecticide  
EPA Reg. No. 72155-24  
November 19, 2003

2/13  
NOTIFICATION

DEC 09 2003


## Section II- Explanation

Bayer Advanced is submitting a **Notification** of two alternate brand names for Tempo ® 0.75% Concentrate Insecticide. Please note the alternate brand names are as followed:

- **Bayer Advanced Garden Powerforce Kills Bugs Fast Mosquito Killer III Ready To Spray** (Pre-pack Hose-end Sprayer Label)
- **Bayer Advanced Garden Powerforce Kills Bugs Fast Mosquito Killer II Concentrate** (Pump Sprayer/Hose-end label)

In addition note that we have updated the storage and disposal section according to PR Notice 2001-6 as shown below.

### STORAGE AND DISPOSAL

Do not contaminate water, food, or feed by storage or disposal	
PRODUCT STORAGE	Store this product in its original container. Dry area out of reach of children.
PRODUCT AND  CONTAINER DISPOSAL:	<p>If <b>empty</b>: Do not reuse this container. Place in trash or offer for recycling if available.</p> <p>If <b>partly filled</b>: Call your local solid waste agency or 1800- CLEANUP for disposal instructions. Never place unused product down any indoor or outdoor drain.</p>

Enclosed is one copy of the product label, draft number B9755a 09/10/03

This notification is consistent with the provision of PR Notice 98-10, PR Notice 2001-6, and EPA regulations at 40 CFR 152.46. No other changes have been made to the labeling or the confidential statement of formula of this product. I understand that it is a violation of 18 U.S.C. Sec. 1001 to willfully make any false statement to EPA. I further understand that if this notification is not consistent with the guidance of PR Notice 98-10 and the requirements of 40 CFR 152.46 this product may be in violation of FIFRA and I may be subject to enforcement action and penalties under sections 12 and 14 of FIFRA.

(Front Panel)

# Tempo<sup>®</sup> 0.75%

## Ready-to-Spray Insecticide

*This label contains two separate label statements for, Outdoor Residential Hose-end Sprayer and Concentrate product use.*

For Use On: Lawns, Ground Covers, Flowers, Shrubs, Trees, Around Homes

READY TO SPRAY

CONCENTRATE

KILLS INSECTS

RAINPROOF WITHIN 1 HOUR OF APPLICATION

- Just One Application Quickly Kills Insects
- Kills Over 60 Different Outdoor Insects
- Treats 5,333 sq ft of Lawn (1 Qt.)
- Effective Home/Yard Barrier Treatment
- Quickly Stops Harmful Insects Before They Do Damage
- Effective Against a Broad Range of Listed Pests
- Kills Pests Outdoors Before They Come Inside
- Ready To Spray...No Mixing, No Measuring
- Keeps on killing mosquitoes for (2) weeks
  - Kills Mosquitoes including those that may carry the West Nile Virus
  - Kills fleas and ticks, including deer ticks which may carry Lyme disease
  - Kills Scorpions Fast
  - Kills Mosquitoes and other Annoying Insects
  - Creates a Bug Barrier Around Your Yard
  - Keeps Annoying Insects Away
  - Keeps Bugs Out of Your Yard
- Contains Tempo<sup>®</sup>

### DOUBLE PROTECTION FORMULA

- Fast Acting..Kills on Contact
- Keeps On Killing Mosquitoes for (2) Weeks
  - Stops Mosquitoes on Contact, (including) even those that may carry West Nile Virus
  - Kills Fleas and Ticks, including Deer Ticks which may carry Lyme Disease
- Kills Scorpions Fast
- Kills Mosquitoes and Other Annoying Insects
- Creates a Bug Barrier Around Your Yard
- Keeps Annoying Insects Away
- Keeps Bugs Out Of Your Yard

### ACTIVE INGREDIENT:

Cyfluthrin..... 0.75 %

OTHER INGREDIENTS ..... 99.25 %

Net Contents: 16 fl oz or 32 fl oz

**KEEP OUT OF REACH OF CHILDREN**

**CAUTION**

See back panel for additional ingredients and precautionary statements.

4/13

(Pre-packed Hose-end Sprayer Label)

(Front Panel)

# Bayer Advanced Garden Powerforce kills Bugs Fast Mosquito killer III Ready to Spray

For Use On: Lawns, Ground Covers, Flowers, Shrubs, Trees, Around Homes

READY TO SPRAY

CONCENTRATE

KILLS INSECTS

RAINPROOF WITHIN 1 HOUR OF APPLICATION

- Just One Application Quickly Kills Insects
- Kills Over 60 Different Outdoor Insects
- Treats 5,333 sq ft of Lawn (1 Qt.)
- Effective Home/Yard Barrier Treatment
- Quickly Stops Harmful Insects Before They Do Damage
- Effective Against a Broad Range of Listed Pests
- Kills Pests Outdoors Before They Come Inside
- Ready To Spray...No Mixing, No Measuring
- Keeps on killing mosquitoes for (2) weeks
  - Kills Mosquitoes including those that may carry the West Nile Virus
  - Kills fleas and ticks, including deer ticks which may carry Lyme disease
  - Kills Scorpions Fast
  - Kills Mosquitoes and other Annoying Insects
  - Creates a Bug Barrier Around Your Yard
  - Keeps Annoying Insects Away
  - Keeps Bugs Out of Your Yard
- Contains Tempo®

## DOUBLE PROTECTION FORMULA

- Fast Acting..Kills on Contact
- Keeps On Killing Mosquitoes for 2 Weeks
  - Stops Mosquitoes on Contact, (including) even those that may carry West Nile Virus
  - Kills Fleas and Ticks, including Deer Ticks which may carry Lyme Disease
- Kills Scorpions Fast
- Kills Mosquitoes and Other Annoying Insects
- Creates a Bug Barrier Around Your Yard
- Keeps Annoying Insects Away
- Keeps Bugs Out Of Your Yard

## ACTIVE INGREDIENT:

Cyfluthrin..... 0.75 %

OTHER INGREDIENTS..... 99.25 %

Net Contents: 16 fl oz or 32 fl oz

**KEEP OUT OF REACH OF CHILDREN**

5/13

# CAUTION



See back panel for additional ingredients and precautionary statements.

## (BACK PANEL)

This product kills mosquitoes and other nuisance pests on contact and keeps protecting for weeks in a single application. No mixing and measuring hassles. No messy cleanup. Controlling annoying outdoor insects has never been easier.

READ THE LABEL FIRST!



QUICK FACTS	
<Marketing Claims Positioned Here>	
KILLS	Mosquitoes, Fleas, Ticks, and 58 other listed pests
COVERAGE (1 Qt.)	Covers 5,333 sq ft of lawn.
WHERE TO USE	Lawns, Ground Covers, Flowers, Shrubs, Trees, Around Homes
WHEN TO USE	When mosquitoes or other insects first appear.
HOW MUCH TO USE	No measuring needed. . . . Dilutes automatically.
 	For questions or comments, call toll-free 1-877-BayerAG (1-877-229-3724) or visit us on-line at <a href="http://www.BayerAdvanced.com">www.BayerAdvanced.com</a>

## FOR OUTDOOR RESIDENTIAL USE ONLY

### ACTIVE INGREDIENT:

Cyfluthrin ..... 0.75 %

OTHER INGREDIENTS\* ..... 99.25 %

100.00 %

\* Other ingredients include: Water, organic solvent (less than 3%, to dissolve the active ingredient for mixing) and surfactants (to keep the active ingredient dispersed in water).

Cyfluthrin is the chemical name for Tempo®

EPA Reg. No. 72155-24

EPA Est. No. XXXX-AA-1

6/13

## DIRECTIONS FOR USE

It is a violation of Federal law to use this product in a manner inconsistent with its labeling.

### BEFORE YOU USE

Read and follow these directions when using:

- Apply the product to flowering plants during early morning or late evening, when bees are not present.
- Do not spray the product into fish pools, ponds, streams, or lakes.
- Do not apply to plants grown for food.
- Remove animal feeding dishes prior to application. Keep children and pets away from treated areas until spray has dried.

### HOW TO USE

Shake well before using.

This product is ready to spray. Just attach this bottle to your hose according to directions. Water automatically mixes with the concentrate as you spray.

### HOW TO ATTACH & SPRAY

1. Connect your garden hose to the bottle. Be sure the blue water control valve on top of the spray nozzle is in the OFF position. (ART)
2. Turn on water at faucet. Twist the small, star-shaped, blue product-control button to align the flat portion with the lock tab. Push the button in to open. (ART)
3. To begin spraying, point nozzle toward the area to be treated and turn the blue water control valve to the ON position. Tab will be horizontal. This (1 Qt.) bottle will cover 5,333 sq. ft. of lawn. (ART)
4. To stop spraying, turn the blue water control valve on top of the spray nozzle to OFF. To close, push in the small round button opposite the star-shaped product-control button. Turn off faucet. (ART)
5. Relieve water pressure by turning blue water control valve to the ON position until water slows to a drip. Turn blue water control valve back to OFF. Disconnect garden hose from bottle.

### TIPS FOR APPLYING

- Extend hose to the farthest area to be treated and work back toward the faucet to avoid walking into wet, treated area. (ART)
- Walk at a steady pace while spraying, using an even sweeping motion, slightly overlapping the treated areas.
- **Mosquitoes and Other Outdoor Nuisance Pests**
  - Spray thoroughly beneath shrubs, around house foundation and in nearby tall grass or weeds. Cover evenly.
  - To control mosquitoes, pay special attention to shady areas where they rest and, when possible, drain standing water where they live. Do not spray this product into fish pools, ponds, streams, or lakes.
- **Lawn Pests**
  - To control ticks, spray tall grasses & weeds and, when possible, keep those areas mowed.
  - After spraying the lawn, wait 24 hours before mowing.
- **Flowers, Trees, Shrubs, Ground Covers**
  - Spray foliage, tender new shoots and the underside of leaves thoroughly.
  - To kill insects that hide, spray the underside of the leaves. Apply until leaves are evenly coated with spray droplets, but not dripping.

### FOR BEST RESULTS

- Rain or watering one hour after application will not wash away effectiveness.
- To avoid serious damage to plants, eliminate pests early in the season before they multiply.
- For severe infestations, repeat every 7 to 14 days as necessary.

### KILLS

Ants	Corn earworms	Leaf Beetles	Seed weevils (adults)
Aphids	Corn rootworms (adults)	Leaf-feeding beetles	Sod Webworms
Armyworms	Crickets	Leaf-feeding caterpillars	Sowbugs
Aster leafhoppers	Cutworms	Leafhoppers (including Glassy-winged Sharpshooter)	Spiders
Bagworms	Earwigs	Leafminers	Spittlebugs
Banded sunflower moths	Elm leaf beetles	Mealybugs	Stem weevil (adults)
Bluegrass billbug (adults)	Fire ants	Midges	Stink bugs
Boxelder bugs	Flea beetles	Mole Crickets	Sunflower beetles
Budmoths	Fleas	Mosquitoes	Sunflower moths
Caterpillars	Flies	Pepper weevils (adults)	Thrips
Chiggers	Grasshoppers	Pillbugs	Ticks (including deer ticks)
Chinch bugs	Gypsy Moth Larvae	Plant bugs	Wasps
Clover mites	Hyperodes weevil (adults)	Potato leafhoppers	Weevils (including Root Weevils)
Cockroaches	Japanese beetles (adults)	Scale (crawler stages)	Western Flower Thrips
Corn borers	Lace bugs	Scorpions	Whiteflies



Children and pets may re-enter the treated area after spray has dried.

## PRECAUTIONARY STATEMENTS

### Hazards to Humans and Domestic Animals

#### Caution

- Harmful if swallowed or inhaled.
- Causes eye irritation.
- Avoid contact with skin, eyes, or clothing.
- Wash thoroughly with soap and water after handling.

## First Aid +


IN CASE OF ACCIDENTAL...	IMMEDIATELY...
Swallowing	<p>Call a poison control center or doctor immediately for treatment advice.</p> <p>Have person sip a glass of water if able to swallow.</p> <p>Do not induce vomiting unless told to do so by the poison control center or doctor.</p> <p>Do not give anything by mouth to an unconscious person.</p>
Contact with eyes	<p>Hold eye open and rinse slowly and gently with water for 15-20 minutes.</p> <p>Remove contact lenses, if present, after the first 5 minutes, then continue rinsing eye.</p> <p>Call a poison control center or doctor for treatment advice.</p>
Inhalation	<p>Move person to fresh air.</p> <p>If person is not breathing, call 911 or an ambulance, then give artificial respiration, preferably by mouth-to-mouth, if possible.</p> <p>Call a poison control center or doctor for further treatment advice.</p>
<p><b>NOTE:</b> When calling poison control center, have this product label accessible. If seeking treatment at an emergency room or doctor's office, bring this product label to show medical personnel. You may call toll-free 1-877-229-3763 for medical emergency information.</p> <p>Active Ingredient: 0.75% Cyfluthrin [CAS # 68359-37-5]</p>	

## Environmental Hazards

- This pesticide is toxic to fish. Do not apply directly to water.
- This pesticide is highly toxic to bees. Do not apply this product when bees are active.

## STORAGE AND DISPOSAL

Do not contaminate water, food, or feed by storage or disposal

<b>PRODUCT STORAGE</b>	Store this product in its original container. Dry area out of reach of children.
<b>PRODUCT AND CONTAINER DISPOSAL:</b> 	<p><b>If empty:</b> Do not reuse this container. Place in trash or offer for recycling if available.</p> <p><b>If partly filled:</b> Call your local solid waste agency or 1800- CLEANUP for disposal instructions. Never place unused product down any indoor or outdoor drain.</p>

8/13

**NOTICE**

Research and testing have determined that the "Directions for Use" are appropriate for the proper use of this product under expected conditions. The Buyer assumes responsibility for lack of performance or safety if not used according to the directions.

**Money Back Guarantee:** If you are not satisfied with this product, we will gladly refund your original purchase price.

**B-9755a 10/08/03**

Bayer Advanced  
A business group of Bayer CropScience, L.P.  
95 Chestnut Ridge Rd.  
Montvale, NJ 07645



7/13  
(Pump Sprayer/Hose-end Label)

(Front Panel)

# Bayer Advanced Garden Powerforce Kills Bugs Fast Mosquito Killer II Concentrate

For Use On: Lawns, Ground Covers, Flowers, Shrubs, Trees, Around Homes

---

## CONCENTRATE

### KILLS INSECTS

### RAINPROOF WITHIN 1 HOUR OF APPLICATION

---

- Just One Application Quickly Kills Insects
- Kills Over 60 Different Outdoor Insects
- Treats 5,333 sq ft of Lawn (1 Qt.)
- Effective Home/Yard Barrier Treatment
- Quickly Stops Harmful Insects Before They Do Damage
- Effective Against a Broad Range of Listed Pests
- Kills Pests Outdoors Before They Come Inside
- Keeps on killing mosquitoes for (2) weeks
- Kills Mosquitoes including those that may carry the West Nile Virus
- Kills fleas and ticks, including deer ticks which may carry Lyme disease
- Kills Scorpions Fast
- Kills Mosquitoes and other Annoying Insects
- Creates a Bug Barrier Around Your Yard
- Keeps Annoying Insects Away
- Keeps Bugs Out of Your Yard
- Contains Tempo®

### DOUBLE PROTECTION FORMULA

- Fast Acting..Kills on Contact
- Keeps on Killing Mosquitoes for (2) Weeks
- Stops Mosquitoes on Contact, (including) even those that may carry West Nile Virus
- Kills Fleas and Ticks, including Deer Ticks which may carry Lyme Disease
- Kills Scorpions Fast
- Kills Mosquitoes and Other Annoying Insects
- Creates a Bug Barrier Around Your Yard
- Keeps Annoying Insects Away
- Keeps Bugs Out Of Your Yard
- Protects for (2) weeks

---

### ACTIVE INGREDIENT:

Cyfluthrin ..... 0.75 %

OTHER INGREDIENTS ..... 99.25 %

---

Net Contents: 32 fl oz

**KEEP OUT OF REACH OF CHILDREN**

**CAUTION**

See back panel for additional ingredients and precautionary statements.



1473

**(BACK PANEL)**

Now you can kill mosquitoes and other nuisance pests on contact and keep protecting for weeks with a single application. Controlling annoying outdoor insects around your home has never been easier.

**READ THE LABEL FIRST!**



QUICK FACTS	
<ul style="list-style-type: none"><li>• Kills on contact and keeps on protecting for (2) weeks.</li><li>• Rainproof within 1 hour of application.</li><li>• Apply with most common garden sprayers.</li></ul>	
<b>KILLS</b>	Mosquitoes, Ticks, Fleas, and other listed pests
<b>COVERAGE</b> (1 Qt.)	Covers 5,333 sq ft of lawn.
<b>WHERE TO USE</b>	Lawns, Shrubs, Trees, Flowers, Ground Covers, and Around Homes
<b>WHEN TO USE</b>	When mosquitoes or other insects first appear
<b>HOW MUCH TO USE</b>	Dilute 3 fl. oz. per gallon of water to treat 500 sq. ft.
 	For questions or comments, call toll-free 1-877-BayerAG (1-877-229-3724) or visit us on-line at <a href="http://www.BayerAdvanced.com">www.BayerAdvanced.com</a>

**FOR OUTDOOR RESIDENTIAL USE ONLY**

**ACTIVE INGREDIENT:**

Cyfluthrin ..... 0.75 %

**OTHER INGREDIENTS\*** ..... 99.25 %  
100.00 %

\* Other ingredients include: Water, organic solvent (less than 3%, to dissolve the active ingredient for mixing) and surfactants (to keep the active ingredient dispersed in water).

Cyfluthrin is the chemical name for Tempo®

EPA Reg. No. 72155-24

EPA Est. No. XXXX-AA-1

## DIRECTIONS FOR USE

It is a violation of Federal law to use this product in a manner inconsistent with its labeling.

### BEFORE YOU USE

Read and follow these directions when using:

- Apply the product to flowering plants during early morning or late evening, when bees are not present.
- Do not spray the product into fish pools, ponds, streams, or lakes.
- Do not apply to plants grown for food.
- Remove animal feeding dishes prior to application. Keep children and pets away from treated areas until spray has dried.

### HOW TO USE

Shake well before using.

### MIXING AND MEASURING

SEE SPRAYER TYPES

### HOW MUCH TO USE

- Dilute 3 fl. oz. per gallon of water to treat 500 sq. ft.

### TIPS FOR APPLYING

- Walk at a steady pace while spraying, using an even sweeping motion, slightly overlapping the treated areas.
- **Mosquitoes and Other Outdoor Nuisance Pests**
  - Spray thoroughly beneath shrubs, around house foundation and in nearby tall grass or weeds. Cover evenly.
  - To control mosquitoes, pay special attention to shady areas where they rest and, when possible, drain standing water where they live. Do not spray this product into fish pools, ponds, streams, or lakes.
- **Lawn Pests**
  - To control ticks, spray tall grasses & weeds and, when possible, keep those areas mowed.
  - After spraying the lawn, wait 24 hours before mowing.
- **Flowers, Trees, Shrubs, Ground Covers**
  - Spray foliage, tender new shoots and the underside of leaves thoroughly.
  - To kill insects that hide, spray the underside of the leaves. Apply until leaves are evenly coated with spray droplets, but not dripping.


### FOR BEST RESULTS

- Rain or watering one hour after application will not wash away effectiveness.
- To avoid serious damage to plants, eliminate pests early in the season before they multiply.
- For severe infestations, repeat every 7 to 14 days as necessary.

## KILLS

Ants	Corn earworms	Leaf Beetles	Seed weevils (adults)
Aphids	Corn rootworms (adults)	Leaf-feeding beetles	Sod Webworms
Armyworms	Crickets	Leaf-feeding caterpillars	Sowbugs
Aster leafhoppers	Cutworms	Leafhoppers (including Glassy-winged Sharpshooter)	Spiders
Bagworms	Earwigs	Leafminers	Spittlebugs
Banded sunflower moths	Elm leaf beetles	Mealybugs	Stem weevil (adults)
Bluegrass billbug (adults)	Fire ants	Midges	Stink bugs
Boxelder bugs	Flea beetles	Mole Crickets	Sunflower beetles
Budmoths	Fleas	Mosquitoes	Sunflower moths
Caterpillars	Flies	Pepper weevils (adults)	Thrips
Chiggers	Grasshoppers	Pillbugs	Ticks (including deer ticks)
Chinch bugs	Gypsy Moth Larvae	Plant bugs	Wasps
Clover mites	Hyperodes weevil (adults)	Potato leafhoppers	Weevils (including Root Weevils)
Cockroaches	Japanese beetles (adults)	Scale (crawler stages)	Western Flower Thrips
Corn borers	Lace bugs	Scorpions	Whiteflies

12/13

	Children and pets may re-enter the treated area after spray has dried.
---	--

SPRAYER TYPE – Mixing and Measuring	
<b>FOR PUMP STYLE TANK SPRAYERS</b>	To make one gallon of spray: 1. Pour 3 fl. oz. of the liquid concentrate. 2. Dilute with 1 gallon of water. 3. Close sprayer and shake well before applying.
<b>FOR DIAL-STYLE HOSE-END SPRAYERS</b>	Dilution rate: 3 fl. oz. per gallon 1. Fill sprayer jar with enough concentrate to cover area to be treated. 2. Close sprayer and set dial. 3. Attach sprayer to hose and apply. 4. To avoid contact with the treated area, begin by spraying area farthest from faucet walking backwards as you spray.
<b>FOR CONCENTRATE PLUS WATER HOSE-END SPRAYERS</b>	Dilution rate: 3 fl. oz. per gallon 1. Pour concentrate into sprayer jar to the required fluid ounce level. 2. Add the appropriate amount of water to the gallons level. 3. Replace sprayer top and shake well before applying. 4. To avoid contact with the treated area, begin by spraying area farthest from faucet walking backwards as you spray.

<b>PRECAUTIONARY STATEMENTS</b> Hazards to Humans and Domestic Animals	
<b>Caution</b> <ul style="list-style-type: none"> <li>• Harmful if swallowed or inhaled.</li> <li>• Causes eye irritation.</li> <li>• Avoid contact with skin, eyes, or clothing.</li> <li>• Wash thoroughly with soap and water after handling.</li> <li>• Food utensils, such as teaspoons and measuring cups, should not be used for food purposes after use with this insecticide.</li> </ul>	

<b>First Aid</b> +	
IN CASE OF ACCIDENTAL...	IMMEDIATELY...
<b>Swallowing</b>	<ul style="list-style-type: none"> <li>• Call a poison control center or doctor immediately for treatment advice.</li> <li>• Have person sip a glass of water if able to swallow.</li> <li>• Do not induce vomiting unless told to do so by the poison control center or doctor.</li> <li>• Do not give anything by mouth to an unconscious person.</li> </ul>
<b>Contact with eyes</b>	<ul style="list-style-type: none"> <li>• Hold eye open and rinse slowly and gently with water for 15-20 minutes.</li> <li>• Remove contact lenses, if present, after the first 5 minutes, then continue rinsing eye.</li> <li>• Call a poison control center or doctor for treatment advice.</li> </ul>
<b>Inhalation</b>	<ul style="list-style-type: none"> <li>• Move person to fresh air.</li> <li>• If person is not breathing, call 911 or an ambulance, then give artificial respiration, preferably by mouth-to-mouth, if possible.</li> <li>• Call a poison control center or doctor for further treatment advice.</li> </ul>
<b>NOTE:</b> When calling poison control center, have this product label accessible. If seeking treatment at an emergency room or doctor's office, bring this product label to show medical personnel. You may call toll-free 1-877-229-3763 for medical emergency information. Active Ingredient: 0.75% Cyfluthrin [CAS # 68359-37-5]	

## Environmental Hazards

- This pesticide is toxic to fish. Do not apply directly to water.
- Do not contaminate water when cleaning equipment or disposing of equipment wash water or rinsate.
- This pesticide is highly toxic to bees. Do not apply this product when bees are active.

## STORAGE AND DISPOSAL

Do not contaminate water, food, or feed by storage or disposal

### PRODUCT STORAGE

Store this product in its original container. Dry area out of reach of children.

### PRODUCT AND CONTAINER DISPOSAL:



If empty: Do not reuse this container. Place in trash or offer for recycling if available.

If partly filled: Call your local waste management agency or 1-800-CLEANUP for disposal instructions. Never place unused product down any indoor or outdoor drain.

## NOTICE

Research and testing have determined that the "Directions for Use" are appropriate for the proper use of this product under expected conditions. The Buyer assumes responsibility for lack of performance or safety if not used according to the directions.

**Money Back Guarantee:** If you are not satisfied with this product, we will gladly refund your original purchase price.

**B-9755a 10/8/03**

Bayer Advanced

A business unit of Bayer CropScience, L.P.

95 Chestnut Ridge Rd.

Montvale, NJ 07645