



UNITED STATES ENVIRONMENTAL PROTECTION AGENCY
WASHINGTON, DC 20460

OFFICE OF CHEMICAL SAFETY
AND POLLUTION PREVENTION

June 15, 2016

Norma C. Pangilinan, Ph.D.
Registrations Manager
Bayer Advanced
P.O. Box 12014
Research Triangle Park, NC 27709

Subject: Label Amendment – Add/edit marketing claims, add refill instructions,
update storage and disposal, update company name
Product Name: Triclopyr 0.8% RTU
EPA Registration Number: 72155-22
Application Date: April 26, 2016
Decision Number: 517193

Dear Dr. Pangilinan:

The amended label referred to above, submitted in connection with registration under the Federal Insecticide, Fungicide and Rodenticide Act, as amended, is acceptable. This approval does not affect any conditions that were previously imposed on this registration. You continue to be subject to existing conditions on your registration and any deadlines connected with them.

A stamped copy of your labeling is enclosed for your records. This labeling supersedes all previously accepted labeling. You must submit one copy of the final printed labeling before you release the product for shipment with the new labeling. In accordance with 40 CFR 152.130(c), you may distribute or sell this product under the previously approved labeling for 18 months from the date of this letter. After 18 months, you may only distribute or sell this product if it bears this new revised labeling or subsequently approved labeling. "To distribute or sell" is defined under FIFRA section 2(gg) and its implementing regulation at 40 CFR 152.3.

Should you wish to add/retain a reference to the company's website on your label, then please be aware that the website becomes labeling under the Federal Insecticide Fungicide and Rodenticide Act and is subject to review by the Agency. If the website is false or misleading, the product would be misbranded and unlawful to sell or distribute under FIFRA section 12(a)(1)(E). 40 CFR 156.10(a)(5) list examples of statements EPA may consider false or misleading. In addition, regardless of whether a website is referenced on your product's label, claims made on the website may not substantially differ from those claims approved through the registration process. Therefore, should the Agency find or if it is brought to our attention that a website contains false or misleading statements or claims substantially differing from the EPA approved registration, the website will be referred to the EPA's Office of Enforcement and Compliance.

Continued on page 2

Page 2 of 2
EPA Reg. No. 72155-22
Decision No. 517193

Your release for shipment of the product constitutes acceptance of these conditions. If these conditions are not complied with, the registration will be subject to cancellation in accordance with FIFRA section 6.

If you have any questions, please contact Mindy Ondish by phone at 703-605-0723, or via email at ondish.mindy@epa.gov.

Sincerely,



Reuben Baris, Product Manager 25
Herbicide Branch
Registration Division (7505P)
Office of Pesticide Programs

Enclosure

(FRONT PANEL)

Triclopyr 0.8% RTU

Herbicide

(ABN) BAYER ADVANCED BRUSH KILLER PLUS READY-TO-USE

Use around homes, cabins, buildings, fences, walkways, trails and wooded areas.

- Controls Woody Plants, Vines, Brush, Brambles, and [other] listed Broadleaf Weeds[*]
 - Covers up to 272 Square Feet
 - Kills Down to the Root
 - Kills the Weed* Above and the Root Below
 - Kills the Toughest listed Weeds[*], Vines and Woody Plants - Roots and All
 - Special Penetrating Formula Kills Even the Toughest Plants
 - Works Systemically Killing listed Weeds[*] Right Down to the Root
 - Begins Working in 1 - 3 Days
 - Rainfast in hours
 - Kills Tough Brush-Roots* And All
 - Kills Poison Ivy, Poison Oak, Blackberry Kudzu And Other Listed Brush
 - Kills Roots
 - 100% Satisfaction Guaranteed.
 - [Now][XX] [20] [25]% more±
 - Refillable from Triclopyr 8.8% Concentrate Herbicide
 - Refillable [from Concentrate]
 - Refill Port [Use to refill from Triclopyr 8.8% Concentrate Herbicide]
 - [Easy to Use] Refill [port] [cap]
 - 7-inch spray wand extension included for targeted applications
 - [Continuous spray for] Up to [XX] min [of continuous spray]
 - Controls over 75 listed hard-to-kill plants[*]
 - 30% more than [1] gallon size
 - For easy application
 - For ease of application
 - For fast application
 - Power sprayer
 - Easy sprayer
 - EZ sprayer
 - ERGO-GRIP Spray Wand
 - Grip controlled sprayer reduces hand fatigue
 - Grip control make it easier to spray
 - Contours and grip control reduce hand fatigue
 - Contours and grip control make it easy to spray
 - Contours and grip control take the pressure off your hands
 - Contours and grip control for better comfort
 - Grip controlled sprayer for your comfort
 - Grip control and contours for easier spraying
 - Contoured grip control for your comfort
 - Contoured grip control reduces hand fatigue
 - Comfortable, accurate, easy to store
 - Designed for comfort, accuracy, easy storage
 - Refill
 - [Can be used to] Refill [for] [Ergo Grip] [1.3 Gallon [Sprayer] [Bayer Advanced] [product name]
 - Bonus [X] oz size – [X]% more than [X] oz size
-

- Now covers [XXX] [square] [sq] feet
 - Bonus [X] oz size
 - Bonus value - [X]% more [vs [X] oz size]
- * as listed [listed brush types] [listed plants types] [listed under Kills section]

± (vs. [XX] [fl. oz.]size)

ACTIVE INGREDIENT:

Triclopyr, triethylamine salt0.8%**

OTHER INGREDIENTS: 99.2%

TOTAL:100.0%

** 0.58% Triclopyr acid equivalent

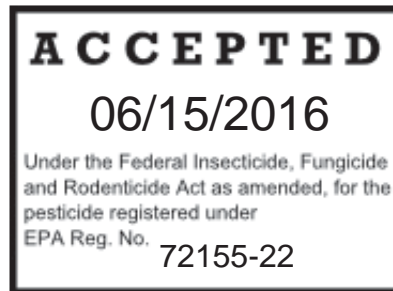
Net Contents: 24 fl oz (709 mL), 1 gallon (3.78 L), 1.3 gallon

**KEEP OUT OF REACH OF CHILDREN
CAUTION**

See Back Panel Booklet for Additional Precautionary Statements

+ FIRST AID


| | |
|---|--|
| If in eyes: | <ul style="list-style-type: none"> • Hold eye open and rinse slowly and gently with water for 15 – 20 minutes. • Remove contact lenses, if present, after the first 5 minutes, then continue rinsing eye. • Call a poison control center or doctor for treatment advice. |
| If on skin or clothing: | <ul style="list-style-type: none"> • Take off contaminated clothing. • Rinse skin immediately with plenty of water for 15 – 20 minutes. • Call a poison control center or doctor for treatment advice. |
| If swallowed: | <ul style="list-style-type: none"> • Call a poison control center or doctor immediately for treatment advice. • Have person sip a glass of water if able to swallow. • Do not induce vomiting unless told to do so by a poison control center or doctor. • Do not give anything by mouth to an unconscious person. |
| <p>NOTE: When calling a poison control center, have this product label accessible. If seeking treatment at an emergency room or doctor's office, bring this product label to show medical personnel. You may call toll-free 877-229-3763 for medical emergency information.</p> <p>Active Ingredients: 0.8% Triclopyr, triethylamine salt (CAS # 57213-69-1).</p> | |



(BACK PANEL)

Triclopyr 0.8% RTU Herbicide kills tough listed [brush] [&] [vine] weeds [*], roots and all. This convenient, ready-to-use formula controls Poison Ivy, Poison Oak, Blackberries, and Kudzu - over 75 hard-to-kill listed plants [*] in all. It's the easy, convenient way to eliminate unsightly brush, vines, brambles, and listed weeds[*] from your home's landscape.

READ THE LABEL FIRST!

| | |
|---|--|
| QUICK FACTS (Marketing Claims Positioned Here) | |
| KILLS | <ul style="list-style-type: none">• Brush, Vines, brambles, and Other listed Woody Plants[*]• listed Broadleaf Weeds [*] |
| WHERE TO USE | Use around homes, cabins, buildings, fences, walkways, trails, and wooded areas. |
| WHEN TO USE | When weeds are leafed out. When brush is leafed out. |
|  | For questions or comments, call toll-free 1-877 BayerAG (1-877-229-3724) or visit us on-line at www.BayerAdvanced.com |

FOR OUTDOOR RESIDENTIAL USE ONLY

EPA Reg. No. 72155-22

EPA Est. No. XXXX-AA-XX

ATTACH SPRAYER: Remove sprayer from bottle and extend hose. Open flip-cap on bottle. Insert hose and plug into flip-cap opening until it snaps into place.

SPRAY: Adjust nozzle to stream or spray position. Point sprayer downward and squeeze trigger repeatedly until liquid is released.

AFTER USE: Turn sprayer nozzle to X (off) position. Do not unplug hose. Return sprayer to bottle. Sprayer will snap into place.

PRECAUTIONARY STATEMENTS

HAZARDS TO HUMANS AND DOMESTIC ANIMALS

CAUTION

- Causes moderate eye irritation.
- Harmful if swallowed, inhaled or absorbed through skin.
- Avoid contact with eyes, skin, or clothing.
- Avoid breathing spray mist.
- Wash hands thoroughly with soap and water after handling and before eating, drinking, chewing gum, using tobacco, or using the toilet.
- Remove contaminated clothing and wash before reuse.
- Wear a long sleeved shirt, long pants, shoes, and socks when applying this product.

ENVIRONMENTAL HAZARDS

- To protect the environment, do not allow pesticide to enter or run off into storm drains, drainage ditches, gutters or surface waters. Applying this product in calm weather when rain is not predicted for the next 24 hours will help to ensure that wind or rain does not blow or wash pesticide off the treatment area.

DIRECTIONS FOR USE

It is a violation of Federal Law to use this product in a manner inconsistent with its labeling.

BEFORE YOU USE

Read and follow these directions when using.




- Triclopyr 0.8% RTU Herbicide will kill or injure all woody plants contacted. Certain warm season grasses may experience temporary yellowing when sprayed to excess.
 - If a desirable plant (other than grass) is accidentally sprayed, immediately rinse with plenty of water.
 - Apply when wind is calm.
 - Keep people and pets off treated areas until spray has dried.
- Do not apply to or around fruits or vegetables used for food.
- Rain or water 4 hours after application will not wash away effectiveness.

HOW TO APPLY

Shake well before use

- Adjust sprayer nozzle to give a coarse spray.
- Hold sprayer about 12" from weed.
- Spray the weeds you want to kill until thoroughly wet but not dripping.

[Option 1]

| | | |
|---|--|---|
|  |  |  |
| <p>HOW TO ATTACH SPRAYER TO BOTTLE: Remove Power Sprayer and hose from side carrier. Replace bottle cap with cap attached to Power Sprayer hose.</p> | <p>PREPARE TO SPRAY: Point Sprayer away from body. Adjust nozzle to desired setting. [Do not turn past "X" position]. Slide safety switch to ON position.</p> | <p>SPRAY: Squeeze trigger to dispense product. Sprayer may require several seconds to prime before spraying. AFTER USE: Slide safety switch to LOCK position. Return Power Sprayer to side carrier for storage.</p> |

IMPORTANT: READ AND FOLLOW DIRECTIONS BEFORE USE

Battery powered 4AA Batteries Included: For important battery information- see booklet 

PROPER USE OF BATTERIES: Never mix old batteries with new. Do not mix Alkaline with Standard (carbon zinc) or rechargeable (nickel cadmium) batteries. When replacing batteries, follow diagram inside battery compartment that is located at the bottom of the sprayer. When storing sprayer at end of season, remove batteries to prevent leakage. Follow manufacturer's recommendations for disposal of batteries.

TIPS:

- Use a sheet of cardboard or plastic to protect desirable plants from accidental contact with the product.
- To Kill Vines,
For vines growing on desirable plants, cut the vine and spray the stump.
- To Kill Poison Ivy or Poison Oak
 - Contact with Poison Ivy or Poison Oak anytime of the year can cause an allergic reaction. Handle dead plants with rubber gloves. Dispose of plants and gloves in tightly sealed garbage bags.

To this empty container (24 fl oz), add 2 fl oz (4 TBSP) of Triclopyr 8.8% Concentrate Herbicide, then fill with water very slowly to avoid foaming.

[Optional directions for packaging in 1.3 gal pump sprayer]

[Option 2]

How To Use Your Sprayer:

1. **Remove ERGO-GRIP spray wand from pocket**
 - Remove wrap from coiled hose
 - Remove protective battery strip from sprayer handle



2. REMOVE STICKER & CAP COVER



3. CONNECT HOSE TO CAP

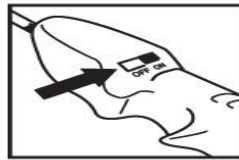
Insert plug at end of coiled hose into hole on cap and push firmly until secure.

Remove sticker and cap cover before inserting hose plug.



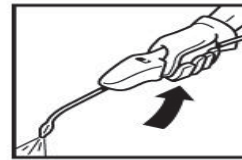
4. OPEN SPRAY WAND

- Unfold spray wand until it snaps into place
- Point spray nozzle away from body.
- Adjust spray nozzle to desired setting.



5. TURN POWER ON

Slide OFF-ON switch to ON position.



6. SQUEEZE

- Squeeze trigger to dispense product. Sprayer may require several seconds to prime before product is released.
- Release trigger to stop spraying.

4 AA Batteries Included

For important battery information –

see booklet.

Storage

- Slide OFF-ON switch to OFF position.
- Do not unplug hose. Leave connected to cap.
- Turn spray nozzle to the off position.
- Fold spray wand down against sprayer handle.
- Return ERGO-GRIP spray wand to pocket for storage.

To Replace Batteries


- Open battery compartment [with a small screwdriver].
- Remove used batteries and replace with new batteries in correct position as indicated inside battery compartment.
- Securely close battery compartment door [and screw closed].

Proper use of Batteries

- Never mix old batteries with new.
- Do Not mix Alkaline with Standard (carbon zinc) or Rechargeable (nickel cadmium) batteries.
- When storing sprayer for long periods, remove batteries to prevent leakage.
- Dispose of used batteries according to manufacturer's instructions or in household trash.

| | |
|---|---|
| REFILL | <p>[This bottle may be refilled when empty.]</p> <p>[Refilling the sprayer:</p> <ul style="list-style-type: none"> • Open refill port cap. • Add 11.5 fl oz (23 TBS) of Triclopyr 8.8% Concentrate Herbicide to sprayer bottle. • Fill sprayer bottle with water to 1 gal. fill line, replace refill port cap, tighten and shake well.] <p>[Refilling the 1.3 gallon sprayer from the 1 gallon or 1.3 gallon size Triclopyr 0.8% RTU Herbicide package:</p> <ol style="list-style-type: none"> 1. Open refill port cap 2. Fill bottle with desired amount, using the Ready-to-Use product. 3. Replace refill port cap, tighten and shake well] |
| FOR BEST RESULTS | <ul style="list-style-type: none"> • Apply when weeds are fully leafed out and actively growing. • Certain listed hard-to-kill weeds [*] may require a repeat application if regrowth occurs. |
| HOW TRICLOPYR 0.8% RTU HERBICIDE WORKS | <p>This selective systemic herbicide enters plants through their leaves, green or cut woody shoots, and roots then moves throughout the plant and interferes with processes found only in plants. Visual symptoms, such as wilting and yellowing, appear in 1 to 6 weeks.</p> |

| | | | | |
|--------------|---|--|--|--|
| KILLS | Alder Arkansas Rose Arrowwood Ash Aspen Beech Bindweed Birch Blackberry Blackgum Box Elder Brazilian Pepper Burdock California Rose Canada Thistle Cascara Ceanothus Cherry Chicory Chinquapin Choke Cherry Clover Common Chickweed | Cottonwood Crataegus Curly Dock Dandelion Douglas Fir Dogwood Elderberry Elm Evening Primrose Field Bindweed Field Horsetail Rush Florida Pusley Hawthorn Hazel Henbit Honeysuckle Hornbeam Kudzu Japanese Knotweed Lambsquarter Lespedeza Locust | Madrone Maples Mesquite Mimosa Mulberry Multifora Rose Oaks Oxalis Parsley Piert Persimmon Pine Plantain Poison Ivy Poison Oak Poplar Purple Loosestrife Ragweed Raspberry Salmonberry Sassafras Scotch Broom Smartweed | Spurge Sumac Sweetbay Magnolia Sweetgum Sycamore Tanoak Tansy Ragwort Thimbleberry Thistle Trumpet Creeper Tulip Poplar Vetch Virginia Creeper Western Hemlock Wild Grape Wild Lettuce Wild Onion Wild Rose Wild Violet Willow Winged Elm Yellow Rocket |
|--------------|---|--|--|--|

| | |
|---|---|
|  | Do not allow people or pets onto treated areas until spray has dried. |
|---|---|

STORAGE AND DISPOSAL

Do not contaminate water, food, or feed by storage and disposal.

Pesticide Storage:

Store in original container in a cool, dry place, out of the reach of children, preferably a locked storage cabinet. Protect from freezing.

Pesticide Disposal and Container Handling:



If Empty:

- Non-refillable container. Do not reuse or refill this container [EXCEPT to refill with another product referenced on this label.]
- Place empty container in trash or offer for recycling if available.

If partly filled:

- Call your local solid waste agency or toll-free 1-877-229-3724 for disposal instructions.
- Never place unused product down any indoor or outdoor drain.

Important: Use all of the product in accordance with label directions. If it is necessary to dispose of unused product, please follow any applicable state or local guidelines.

NOTICE

Research and testing have determined that the "Directions For Use" are appropriate for the proper use of this product under expected conditions. To the extent consistent with applicable law, the Buyer assumes responsibility for lack of performance or safety if not used according to the directions.

Money Back Guarantee: If you are not satisfied with this product, we will gladly refund your original purchase price.

PRODUCED FOR



A Business Unit of Bayer CropScience LP
P.O. Box 12014, 2 T.W. Alexander Drive
Research Triangle Park, North Carolina 27709

Triclopyr 0.8% RTU Herbicide (PENDING) 04/25/2016, 04/26/2016, 04/29/2016, 05/27/2016, 05/31/2016, 06/06/2016