

72155-22

02-16-2012

1
6



UNITED STATES ENVIRONMENTAL PROTECTION AGENCY
WASHINGTON, D.C. 20460

OFFICE OF CHEMICAL SAFETY
AND POLLUTION PREVENTION

Mr. Gregory C. Mattern
Bayer Advanced
P.O. Box 12014, 2 T.W. Alexander Dr
Research Triangle Park, NC 27709

FEB 16 2012

Subject: Triclopyr 0.8% RTU
EPA Registration Number 72155-22
Application dated January 25, 2012

Dear Mr. Mattern:

The labeling referred to above, submitted in connection with registration under the Federal Insecticide, Fungicide, and Rodenticide Act as amended is acceptable. Submit one (1) copy of final printed labeling incorporating the above changes before you release the product for shipment. Amended labeling will supercede all previously accepted ones. A stamped copy of labeling is enclosed for your records.

The alternate brand name "Bayer Advanced Brush Killer Plus Ready-To-Use" is acceptable and will be added to your file.

If you have any questions, please contact Hope Johnson at 703-305-5410.

Sincerely,

A handwritten signature in black ink, appearing to read "Kable Bo Davis", written over a large, loopy scribble.

Kable Bo Davis
Product Manager 25
Herbicide Branch
Registration Division (7505P)

(FRONT PANEL)

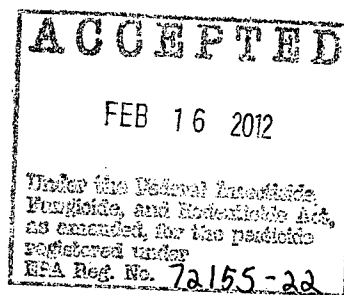
Triclopyr 0.8% RTU

Herbicide

(ABN) BAYER ADVANCED BRUSH KILLER PLUS READY-TO-USE

Use around homes, cabins, buildings, fences, walkways, trails and wooded areas.

- Controls Woody Plants, Vines, Brush, Brambles, and Broadleaf Weeds
- Contains Hammer* Herbicide
- Covers up to 272 Square Feet
- Kills Down to the Root
- Kills the Weed Above and the Root Below
- Kills the Toughest Weeds, Vines and Woody Plants - Roots and All
- Special Penetrating Formula Kills Even the Toughest Plants
- Works Systemically Killing Weeds Right Down to the Root
- Begins Working in 1 - 3 Days
- Rainfast in hours
- Kills Tough Brush-Roots And All
- Kills Poison Ivy, Poison Oak, Blackberry Kudzu And Other Listed Brush
- Kills Roots
- 100% Satisfaction Guaranteed.
- [Now][XX]% more* *(vs. [XX][fl. oz.]size)
- Refillable from Triclopyr 8.8% Concentrate Herbicide
- Refillable [from Concentrate]
- Refill Port [Use to refill from Triclopyr 8.8% Concentrate Herbicide]
- [Easy to Use] Refill [port] [cap]
- 7-inch spray wand extension included for targeted applications
- [Continuous spray for] Up to [XX] min [of continuous spray]



[The word "listed" can appear as a footnote on the same page as the claim with the appropriate phrase, such as *listed brush types]

ACTIVE INGREDIENT:

Triclopyr, triethylamine salt	0.8%**
OTHER INGREDIENTS:	99.2 %
TOTAL	100.0%

** 0.58% Triclopyr acid equivalent

Net Contents: 24 fl. oz. (709 mL), 1 gallon (3.78 L), or other sizes within this range (24 fl. oz. to 1 gallon)

**KEEP OUT OF REACH OF CHILDREN
CAUTION**

See Back Panel Booklet for Additional Precautionary Statements


*Trademark of Dow AgroSciences

(BACK PANEL)

3/6

Triclopyr 0.8% RTU Herbicide kills the tough brushy & viney weeds, roots and all. This convenient, ready-to-use formula controls Poison Ivy, Poison Oak, Blackberries and Kudzu - over 75 hard-to-kill plants in all. Eliminating unsightly brush, vines, brambles, and weeds from your home's landscape has never been easier!

READ THE LABEL FIRST!

QUICK FACTS (Marketing Claims Positioned Here)	
KILLS	<ul style="list-style-type: none"> • Brush, Vines, brambles and Other Woody Plants • Broadleaf Weeds
WHERE TO USE	Use around homes, cabins, buildings, fences, walkways, trails and wooded areas.
WHEN TO USE	<p>When weeds are leafed out.</p> <p>When brush is leafed out.</p>
	For questions or comments, call toll-free 1-877 BayerAG (1-877-229-3724) or visit us on-line at www.BayerAdvanced.com

FOR OUTDOOR RESIDENTIAL USE ONLY

EPA Reg. No. 72155-22

EPA Est. No. XXXX-AA-XX

ATTACH SPRAYER: Remove sprayer from bottle and extend hose. Open flip-cap on bottle. Insert hose and plug into flip-cap opening until it snaps into place.

SPRAY: Adjust nozzle to stream or spray position. Point sprayer downward and squeeze trigger repeatedly until liquid is released.

AFTER USE: Turn sprayer nozzle to X (off) position. Do not unplug hose. Return sprayer to bottle. Sprayer will snap into place.

DIRECTIONS FOR USE

It is a violation of Federal Law to use this product in a manner inconsistent with its labeling.

BEFORE YOU USE
Read and follow these directions when using.

- TRICLOPYR 0.8% RTU HERBICIDE will kill or injure all woody plants contacted. Certain warm season grasses may experience temporary yellowing when sprayed to excess.
 - If a desirable plant (other than grass) is accidentally sprayed, immediately rinse with plenty of water.
 - Apply when wind is calm.
 - Keep people and pets off treated areas until spray has dried.
- Do not apply to or around fruits or vegetables used for food.

HOW TO APPLY
Shake well before use

- Adjust sprayer nozzle to give a coarse spray.
- Hold sprayer about 12" from weed.
- Spray the weeds you want to kill until thoroughly wet but not dripping.

[Optional directions for packaging in 1.3 gal pump sprayer]

[How to use your sprayer:

1. Sprayer Set Up:

- Detach wand from retaining clip and pull the hose from the storage compartment.
- Make sure control valve is in the off position.
- Option to Extend Sprayer Wand:
- Remove desired sprayer wand extensions from sprayer.
- Disconnect sprayer wand tip from sprayer.
- Attach sprayer tip to extensions.
- Tighten all fittings.

2. To Spray:

- Turn pump handle to release from locked position.
- Pump the sprayer approximately 15-20 times until the pump is primed.
- Compress and return pump handle to locked position.
- Begin spraying by pushing the lever on the spray handle down.
- Select the desired spray pattern by rotating the nozzle at the tip of the wand.
- For continuous spraying, slide the spray lever forward to lock position and pull back to release.

3. To relieve pressure when finished spraying:

- Turn the cap on the pressure relief valve clockwise.

4. To store:

- Remove extensions from sprayer wand and return to sprayer unit.
- Reattach original wand and return hose into storage compartment.
- Secure wand to retaining clip.]

TIPS:

- Use a sheet of cardboard or plastic to protect desirable plants from accidental contact with the product.

- To Kill Vines,

For vines growing on desirable plants, cut the vine and spray the stump.

- To Kill Poison Ivy or Poison Oak

- Contact with Poison Ivy or Poison Oak anytime of the year can cause an allergic reaction. Handle dead plants with rubber gloves. Dispose of plants and gloves in tightly sealed garbage bags.

REFILL

To this empty container (24 fl. oz.), add 2 fl. oz. (4 TBSP) of Triclopyr 8.8% Concentrate Herbicide, then fill with water very slowly to avoid foaming.

[Optional directions for packaging in 1.3 gal pump sprayer]

[This bottle may be refilled when empty.

Refilling the sprayer:

- Open refill port cap.
- Add 15 fl. oz. (30 TBS) of Triclopyr 8.8% Concentrate Herbicide to sprayer bottle.
- Fill sprayer bottle with water to 1 gal. fill line, replace refill port cap, tighten and shake well.]


FOR BEST RESULTS


- Apply when weeds are fully leafed out and actively growing.
- Rain or water 4 hours after application will not wash away effectiveness.
- Certain hard-to-kill weeds may require a repeat application if regrowth occurs.

HOW TRICLOPYR 0.8% RTU HERBICIDE WORKS

This selective systemic herbicide enters plants through their leaves, green or cut woody shoots, and roots then moves throughout the plant and interferes with processes found only in plants. Visual symptoms, such as wilting and yellowing, appear in 1 to 6 weeks.

KILLS	Alder	Cottonwood	Madrone	Spurge
	Arkansas Rose	Crataegus	Maples	Sumac
	Arrowwood	Curly Dock	Mesquite	Sweetbay Magnolia
	Ash	Dandelion	Mimosa	Sweetgum
	Aspen	Douglas Fir	Mulberry	Sycamore
	Beech	Dogwood	Multifora Rose	Tanoak
	Bindweed	Elderberry	Oaks	Tansy Ragwort
	Birch	Elm	Oxalis	Thimbleberry
	Blackberry	Evening Primrose	Parsley Piert	Thistle
	Blackgum	Field Bindweed	Persimmon	Trumpet Creeper
	Box Elder	Field Horsetail Rush	Pine	Tulip Poplar
	Brazilian Pepper	Florida Pusley	Plantain	Vetch
	Burdock	Hawthorn	Poison Ivy	Virginia Creeper
	California Rose	Hazel	Poison Oak	Western Hemlock
	Canada Thistle	Henbit	Poplar	Wild Grape
	Cascara	Honeysuckle	Purple Loosestrife	Wild Lettuce
	Ceanothus	Hornbeam	Ragweed	Wild Onion
	Cherry	Kudzu	Raspberry	Wild Rose
	Chicory	Japanese Knotweed	Salmonberry	Wild Violet
	Chinquapin	Lambsquarter	Sassafras	Willow
Choke Cherry	Lespedeza	Scotch Broom	Winged Elm	
Clover	Locust	Smartweed	Yellow Rocket	
Common Chickweed				

	Do not allow people or pets onto treated areas until spray has dried.
---	---

IMPORTANT: Directions for Storage and Disposal	
Pesticide Storage:	Store in original container in a cool, dry place, out of the reach of children, preferably a locked storage cabinet. Protect from freezing.
Pesticide and Container Disposal: 	<p>If Empty:</p> <ul style="list-style-type: none"> • Non-refillable container. Do not reuse or refill this container unless the directions for use allow a different (concentrated) product to be diluted in the container. • Place empty container in trash or offer for recycling if available. <p>If partly filled:</p> <ul style="list-style-type: none"> • Call your local solid waste agency or toll-free 1-877-229-3724 for disposal instructions. • Never place unused product down any indoor or outdoor drain.

PRECAUTIONARY STATEMENTS
HAZARDS TO HUMANS AND DOMESTIC ANIMALS
<p>CAUTION</p> <ul style="list-style-type: none"> • Causes moderate eye irritation. • Harmful if swallowed, inhaled or absorbed through skin. • Avoid contact with eyes, skin or clothing. • Avoid breathing spray mist. • Wash hands thoroughly with soap and water after handling and before eating, drinking, chewing gum, or using tobacco. • Remove contaminated clothing and wash before reuse. • Wear a long sleeved shirt, long pants, shoes and socks when applying this product.

6
6

FIRST AID +

If in Eyes	<ul style="list-style-type: none"> • Hold eye open and rinse slowly and gently with water for 15 – 20 minutes. • Remove contact lenses, if present, after the first 5 minutes, then continue rinsing eye. • Call a poison control center or doctor for treatment advice.
If on Skin or Clothing	<ul style="list-style-type: none"> • Take off contaminated clothing. • Rinse skin immediately with plenty of water for 15 – 20 minutes. • Call a poison control center or doctor for treatment advice.
If Swallowed	<ul style="list-style-type: none"> • Call a poison control center or doctor immediately for treatment advice. • Have person sip a glass of water if able to swallow. • Do not induce vomiting unless told to do so by a poison control center or doctor. • Do not give anything by mouth to an unconscious person.

NOTE: When calling a poison control center, have this product label accessible. If seeking treatment at an emergency room or doctor's office, bring this product label to show medical personnel. You may call toll-free 877-229-3763 for medical emergency information.

Active Ingredients: 0.8% Triclopyr, triethylamine salt (CAS # 57213-69-1).

ENVIRONMENTAL HAZARDS

- To protect the environment, do not allow pesticide to enter or run off into storm drains, drainage ditches, gutters or surface waters. Applying this product in calm weather when rain is not predicted for the next 24 hours will help to ensure that wind or rain does not blow or wash pesticide off the treatment area.

NOTICE: Research and testing have determined that the "Directions For Use" are appropriate for the proper use of this product under expected conditions. To the extent consistent with applicable law, the Buyer assumes responsibility for lack of performance or safety if not used according to the directions.

Money Back Guarantee: If you are not satisfied with this product, we will gladly refund your original purchase price.



A Business Unit of Bayer CropScience LP
 P.O. Box 12014, 2 T.W. Alexander Drive
 Research Triangle Park, North Carolina 27709

Triclopyr 0.8% RTU Herbicide (PENDING) 01/25/2012