

72155-22


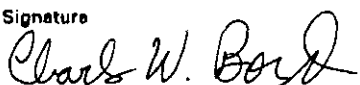
12/07/2005

1/6



Please read instructions on reverse before completing form.

Form Approved. OMB No. 2070-0060

		United States Environmental Protection Agency Washington, DC 20460		<input type="checkbox"/> Registration <input type="checkbox"/> Amendment <input checked="" type="checkbox"/> Other	OPP Identifier Number
Application for Pesticide - Section I					
1. Company/Product Number 72155-22		2. EPA Product Manager Jim Thompkins		3. Proposed Classification <input checked="" type="checkbox"/> None <input type="checkbox"/> Restricted	
4. Company/Product (Name) Bayer Advanced Brush Killer Plus Ready-To-Use		PM# 25			
5. Name and Address of Applicant (Include ZIP Code) Bayer Advanced 2 T.W. Alexander Drive Research Triangle Park, NC 27709 <input type="checkbox"/> Check if this is a new address			6. Expedited Review. In accordance with FIFRA Section 3(c)(3) (b)(i), my product is similar or identical in composition and labeling to: EPA Reg. No. _____ Product Name _____		
Section - II					
<input type="checkbox"/> Amendment - Explain below.		<input type="checkbox"/> Resubmission in response to Agency letter dated _____		<input type="checkbox"/> Final printed labels in response to Agency letter dated _____	
<input checked="" type="checkbox"/> Notification - Explain below.		<input type="checkbox"/> Other - Explain below.		NOTIFICATION DEC 7 2005	
Explanation: Use additional page(s) if necessary. (For section I and Section II.) See Attached					
Section - III					
1. Material This Product Will Be Packaged In:					
Child-Resistant Packaging <input type="checkbox"/> Yes <input type="checkbox"/> No	Unit Packaging <input type="checkbox"/> Yes <input type="checkbox"/> No	Water Soluble Packaging <input type="checkbox"/> Yes <input type="checkbox"/> No	2. Type of Container <input type="checkbox"/> Metal <input type="checkbox"/> Plastic <input type="checkbox"/> Glass <input type="checkbox"/> Paper <input type="checkbox"/> Other (Specify) _____		
* Certification must be submitted		If "Yes" Unit Packaging wgt. No. per container	If "Yes" Package wgt No. per container		
3. Location of Net Contents Information <input type="checkbox"/> Label <input type="checkbox"/> Container		4. Size(s) Retail Container		5. Location of Label Directions <input type="checkbox"/>	
6. Manner in Which Label is Affixed to Product <input type="checkbox"/> Lithograph <input type="checkbox"/> Paper glued <input type="checkbox"/> Stenciled		<input type="checkbox"/> Other _____			
Section - IV					
1. Contact Point (Complete items directly below for identification of individual to be contacted, if necessary, to process this application.)					
Name Charles W. Boyd		Title Registrations Manager		Telephone No. (Include Area Code) (919) 549-2422	
Certification I certify that the statements I have made on this form and all attachments thereto are true, accurate and complete. I acknowledge that any knowingly false or misleading statement may be punishable by fine or imprisonment or both under applicable law.					6. Date Application Received (Stamped)
2. Signature 		3. Title Registration Manager			
4. Typed Name Charles W. Boyd		5. Date 11/22/05			

2/6

Section II - Explanation

Bayer Corporation is submitting a **Notification** to add sprayer directions for new packaging and the following statements:

Under before you use, the statement "Read and follow directions when using" has been updated to say "Read and follow these directions when using."

Under how to apply, the statement "Shake well before using" has been added.

Please find enclosed 1 copy of the proposed label.

This notification is consistent with the provision of PR Notice 98-10 and EPA regulations at 40 CFR 152.46, and no other changes have been made to the labeling or the confidential statement of formula of this product. I understand that it is a violation of 18 U.S.C. Sec. 1001 to willfully make any false statement to EPA. I further understand that if this notification is not consistent with the terms of PR Notice 98-10 and 40 CFR 152.46, this product may be in violation of FIFRA and I may be subject to enforcement action and penalties under sections 12 and 14 of FIFRA.

(FRONT PANEL)

Bayer Advanced Brush Killer Plus Ready-To-Use

Use around homes, cabins, buildings, fences, walkways, trails and wooded areas.

- Controls Woody Plants, Vines, Brush, Brambles, and Broadleaf Weeds
- Contains Hammer* Herbicide
- Covers up to 272 Square Feet
- Kills Down to the Root
- Kills the Weed Above and the Root Below
- *Kills the Toughest Weeds, Vines and Woody Plants - Roots and All*
- Special Penetrating Formula Kills Even the Toughest Plants
- Works Systemically Killing Weeds Right Down to the Root
- Begins Working in 1 - 3 Days
- Rainfast in hours
- Kills Tough Brush-Roots And All
- Kills Poison Ivy, Poison Oak, Blackberry Kudzu And Others
- Kills Roots
- 100% Satisfaction Guaranteed.

ACTIVE INGREDIENT:

Triclopyr, triethylamine salt 0.8 %**

OTHER INGREDIENTS: 99.2 %

** 0.58% Triclopyr acid equivalent

Net Contents: 24 fl. oz. (709 mL)

KEEP OUT OF REACH OF CHILDREN

CAUTION


See Back Panel Booklet for Additional Precautionary Statements

*Trademark of Dow AgroSciences

(BACK PANEL)

This product kills the tough brushy & viney weeds, roots and all. This convenient, ready-to-use formula controls Poison Ivy, Poison Oak, Blackberries and Kudzu - over 75 hard-to-kill plants in all. Eliminating unsightly brush, vines, brambles, and weeds from your home's landscape has never been easier!

READ THE LABEL FIRST!

QUICK FACTS (Marketing Claims Positioned Here)	
KILLS	<ul style="list-style-type: none"> • Brush, Vines, brambles and Other Woody Plants • Broadleaf Weeds
WHERE TO USE	Use around homes, cabins, buildings, fences, walkways, trails and wooded areas.
WHEN TO USE	When weeds are leafed out.
	For questions or comments, call toll-free 1-877 BayerAG or visit us on-line at www.BayerAdvanced.com

FOR OUTDOOR RESIDENTIAL USE ONLY

EPA Reg. No. 72155-22

EPA Est. No. XXXX-AA-XX

ATTACH SPRAYER: Remove sprayer from bottle and extend hose. Open flip-cap on bottle. Insert hose and plug into flip-cap opening until it snaps into place.

SPRAY: Adjust nozzle to stream or spray position. Point sprayer downward and squeeze trigger repeatedly until liquid is released.


AFTER USE: Turn sprayer nozzle to X (off) position. Do not unplug hose. Return sprayer to bottle. Sprayer will snap into place.


DIRECTIONS FOR USE

It is a violation of Federal Law to use this product in a manner inconsistent with its labeling.

BEFORE YOU USE Read and follow these directions when using.	<ul style="list-style-type: none"> • This product will kill or injure all woody plants contacted. Certain warm season grasses may experience temporary yellowing when sprayed to excess <ul style="list-style-type: none"> - If a desirable plant (other than grass) is accidentally sprayed, immediately rinse with plenty of water. - Apply when wind is calm. - Keep people and pets off treated areas until spray has dried. • Do not apply to or around fruits or vegetables used for food.
HOW TO APPLY Shake well before use	<ul style="list-style-type: none"> • Adjust sprayer nozzle to give a coarse spray. • Hold sprayer about 12" from weed. • Spray the weeds you want to kill until thoroughly wet but not dripping. <p>TIPS:</p> <ul style="list-style-type: none"> • Use a sheet of cardboard or plastic to protect desirable plants from accidental contact with the product. • To Kill Vines, For vines growing on desirable plants, cut the vine and spray the stump. • To Kill Poison Ivy or Poison Oak <ul style="list-style-type: none"> - Contact with Poison Ivy or Poison Oak anytime of the year can cause an allergic reaction. Handle dead plants with rubber gloves. Dispose of plants and gloves in tightly sealed garbage bags.
REFILL	To this empty container (24 fl. oz.), add 2 fl. oz. (4 TBSP) of this product, then fill with water very slowly to avoid foaming.
FOR BEST RESULTS	<ul style="list-style-type: none"> • Apply when weeds are fully leafed out and actively growing. • Rain or water 4 hours after application will not wash away effectiveness. • Certain hard-to-kill weeds may require a repeat application if regrowth occurs.
HOW THIS PRODUCT WORKS	This selective systemic herbicide enters plants through their leaves, green or cut woody shoots, and roots then moves throughout the plant and interferes with processes found only in plants. Visual symptoms, such as wilting and yellowing, appear in 1 to 6 weeks.

KILLS	Alder	Choke Cherry	Madrone	Spurge
	Arkansas Rose	Clover	Maples	Sumac
	Arrowwood	Cottonwood	Mesquite	Sweetbay Magnolia
	Ash	Crataegus	Mimosa	Sweetgum
	Aspen	Curly Dock	Mulberry	Sycamore
	Beech	Dandelion	Oaks	Tanoak
	Bindweed	Douglas Fir	Oxalis	Tansy Ragwort
	Birch	Dogwood	Persimmon	Thimbleberry
	Blackberry	Elderberry	Pine	Trumpet Creeper
	Blackgum	Elm	Plantain	Tulip Poplar
	Box Elder	Field Bindweed	Poison Ivy	Vetch
	Brazilian Pepper	Field Horsetail Rush	Poison Oak	Virginia Creeper
	Burdock	Hawthorn	Poplar	Western Hemlock
	California Rose	Hazel	Ragweed	Wild Grape
	Canada Thistle	Henbit	Raspberry	Wild Lettuce
	Cascara	Honeysuckle	Salmonberry	Wild Rose
	Ceanothus	Hornbeam	Sassafras	Wild Violet
	Cherry	Kudzu	Scotch Broom	Willow
	Chicory	Lambsquarter	Smartweed	Winged Elm
	Chinquapin	Locust		

	Do not allow people or pets onto treated areas until spray has dried.
---	---

IMPORTANT: Directions for Storage and Disposal	
Pesticide Storage:	Store in original container in a cool, dry place, out of the reach of children, preferably a locked storage cabinet. Protect from freezing.
Pesticide and Container Disposal: 	<p>If Empty:</p> <ul style="list-style-type: none"> Do not reuse empty container (except to refill with Triclopyr 8.8% Concentrate Herbicide). Place empty container in trash or offer for recycling if available. <p>If partly filled:</p> <ul style="list-style-type: none"> It is best to use all of the product in accordance with label directions. If it is necessary to dispose of unused product, call your local solid waste agency or toll-free 1-877-229-3724 for disposal instructions. Never place unused product down any indoor or outdoor drain.

PRECAUTIONARY STATEMENTS
HAZARDS TO HUMANS AND DOMESTIC ANIMALS
<p>CAUTION</p> <ul style="list-style-type: none"> Causes moderate eye irritation. Harmful if swallowed, inhaled or absorbed through skin. Avoid contact with eyes, skin or clothing. Avoid breathing spray mist. Wash hands thoroughly with soap and water after handling and before eating, drinking, chewing gum, or using tobacco. Remove contaminated clothing and wash before reuse. Wear a long sleeved shirt, long pants, shoes and socks when applying this product.

FIRST AID +	
If in Eyes	<ul style="list-style-type: none"> • Hold eye open and rinse slowly and gently with water for 15 – 20 minutes. • Remove contact lenses, if present, after the first 5 minutes, then continue rinsing eye. • Call a poison control center or doctor for treatment advice.
If on Skin or Clothing	<ul style="list-style-type: none"> • Take off contaminated clothing. • Rinse skin immediately with plenty of water for 15 – 20 minutes. • Call a poison control center or doctor for treatment advice.
If Swallowed	<ul style="list-style-type: none"> • Call a poison control center or doctor immediately for treatment advice. • Have person sip a glass of water if able to swallow. • Do not induce vomiting unless told to do so by a poison control center or doctor. • Do not give anything by mouth to an unconscious person.
<p>NOTE: When calling a poison control center, have this product label accessible. If seeking treatment at an emergency room or doctor's office, bring this product label to show medical personnel. You may call toll-free 877-229-3763 for medical emergency information. Active Ingredient: 0.8% Triclopyr, triethylamine salt (CAS # 57213-69-1).</p>	

ENVIRONMENTAL HAZARDS
<ul style="list-style-type: none"> • Do not apply directly to water. • Do not contaminate water when disposing of equipment washwaters or rinsate.

Money Back Guarantee: If you are not satisfied with this product, we will gladly refund your original purchase price.

Bayer Advanced

A Business Unit of Bayer CropScience LP
P.O. Box 12014, 2 T.W. Alexander Drive
Research Triangle Park, North Carolina 27709

Bayer Advanced Brush Killer Plus (MASTER) Approved 03/31/05, Notification Submitted 08/11/05, 11/18/05