


72155-4

10/24/2014

1/16

UNITED STATES ENVIRONMENTAL PROTECTION AGENCY
WASHINGTON, D.C. 20460



Office of Pesticide Programs

OCT 24 2014

Bayer Environmental Science
P.O. Box 12014
2 T.W. Alexander Dr.
Research Triangle Park, NC 27709

Subject: Label Notification per PR Notice 98-10 – adding claims and minor header updates
Lawn Herbicide JD Concentrate
EPA Reg. No.: 72155-4
Application dated October 24, 2014
Decision No. 496619

Dear Mr. Gorrell,

The Agency is in receipt of your Application for Pesticide Notification under Pesticide Registration Notice (PRN) 98-10 for the subject product. The Registration Division (RD) has conducted a review of this label amendment request for its applicability under PRN 90-10, and finds that the action requested falls within the scope of PRN 98-10. The label submitted with this application has been date-stamped, "Notification," and will be placed in the product file.

If you have any questions, please contact Kathryn Montague (703-305-1243 or montague.kathryn@epa.gov).

Sincerely,

A handwritten signature in black ink that reads "Kathryn V. Montague".

Kathryn V. Montague
Product Manager 23
Herbicide Branch
Registration Division (7505P)

2/16

NOTIFICATION

OCT 24 2014

(FRONT PANEL)

Lawn Herbicide JD Concentrate

ABN (Bayer Advanced Weed Killer for Lawns Concentrate)

ABN (Bayer Advanced Lawn Weed Killer Concentrate)

ABN (Bayer Advanced Southern Weed Killer for Lawns Concentrate)

This label contains separate label statements for **Outdoor Residential Pump Sprayer/ Hose-end Sprayer Concentrate** use product and **Outdoor Residential Ready-To-Spray** use product.

- Effective Weed Protection
- Effective Broadleaf Weed Protection
- Effectively Protects Lawns from Broadleaf Weeds
- Kills Major Broadleaf Weeds
- Kills Weeds - Won't Harm Lawns[†]
- Kills to the Root
- Protects Against Major Broadleaf Weeds
- Tough Weed Protection
- Weed Protection System
- Systemic
- 1 Quart treats up to 16,000 square feet
- Convenient MEASURE-UP™ Cup
- Kills Broadleaf weeds in St. Augustine & other Southern Lawns
- For St. Augustine & other Southern Lawns
- Kills Over 200 Broadleaf Weeds (as listed on this label)
- Won't Harm Your Lawn[†]
- Rainproof in hours
- 100% Satisfaction Guaranteed* (or your money back)
- Rainproof in 1 hour!
- Attach to Hose & Spray
- Kills 200+ Weeds (as listed on this label)
- [optional advertising claims when product is sold in "low-water" hose-end sprayers, as determined by testing]
- Water [Saver][Saving] Formula
- Water [Saver][Saving] Applicator
- Water [Saver][Saving] Sprayer
- Uses Up To [80][XX]% Less Water*
- [with footnote disclaimer] *vs leading Southern weed hose end sprayers
- won't harm lawns[†]
- †when used as directed
- Bonus [x] oz size – [x]% more than the [x] oz size
- Now covers [XXX] [square] [sq] feet
- Bonus [x] oz size

ACTIVE INGREDIENTS:

2,4-D, dimethylamine salt	7.59 %
Mecoprop-p, dimethylamine salt	1.83 %
Dicamba, dimethylamine salt	0.84 %

OTHER INGREDIENTS: 89.74 %

TOTAL 100.00%

Net Contents: 2 fl. oz. (59 mL) or 4 fl. oz. (118 mL) or 16 fl. oz. (473 mL) or 24 fl. oz. (709 mL) or 32 fl. oz. (946 mL) or 1 Gal. (3.78 L)

KEEP OUT OF REACH OF CHILDREN

CAUTION

See Back Panel Booklet for Additional Ingredients and Precautionary Statements

Editorial Note – [Bracketed text] is optional language

3/16

(Pump Sprayer/Hose-end Sprayer label)

(FRONT PANEL)

Lawn Herbicide JD Concentrate

ABN (Bayer Advanced Weed Killer for Lawns Concentrate)

ABN (Bayer Advanced Lawn Weed Killer Concentrate)

ABN (Bayer Advanced Southern Weed Killer for Lawns Concentrate)

- Effective Weed Protection
- Effective Broadleaf Weed Protection
- Effectively Protects Lawns from Broadleaf Weeds
- Kills Major Broadleaf Weeds
- Kills Weeds - Won't Harm Lawns[†]
- Kills to the Root
- Protects Against Major Broadleaf Weeds
- Tough Weed Protection
- Weed Protection System
- Systemic
- 1 Quart treats up to 16,000 square feet
- Convenient MEASURE-UP™ Cup
- Kills Broadleaf weeds in St. Augustine & other Southern Lawns
- For St. Augustine & other Southern Lawns
- Kills Over 200 Broadleaf Weeds (as listed on this label)
- Won't Harm Your Lawn[†]
- Rainproof in hours
- 100% Satisfaction Guaranteed* (or your money back)
- Rainproof in 1 hour!
- Kills 200+ Weeds (as listed on this label)
- [optional advertising claims when product is sold in "low-water" hose-end sprayers, as determined by testing]
- Water [Saver][Saving] Formula
- Water [Saver][Saving] Applicator
- Water [Saver][Saving] Sprayer
- Uses Up To [80][XX]% Less Water*
- [with footnote disclaimer] *vs leading Southern weed hose end sprayers
- won't harm lawns[†]
- †when used as directed
- Bonus 40 oz size – 25% more than the 32 oz size
- Now covers [XXX] sq ft

ACTIVE INGREDIENTS:

2,4-D, dimethylamine salt	7.59 %
Mecoprop-p, dimethylamine salt	1.83 %
Dicamba, dimethylamine salt	0.84 %

OTHER INGREDIENTS: 89.74 %

TOTAL 100.00%

Net Contents: 2 fl. oz. (59 mL) or 4 fl. oz. (118 mL) or 16 fl. oz. (473 mL) or 24 fl. oz. (709 mL) or 32 fl. oz. (946 mL) or 1 Gal. (3.78 L)

KEEP OUT OF REACH OF CHILDREN

CAUTION

See Back Panel Booklet for Additional Ingredients and Precautionary Statements

Editorial Note – [Bracketed text] is optional language

4/16

(BACK PANEL)

OPEN Resealable Label for Directions & Precautions **PRESS TO RESEAL**

This product kills over 200 types of broadleaf weeds in St. Augustine and other Southern lawns.

This formula kills Dollarweed, Spurge, Oxalis and Dandelion without harming your lawn*. Controlling weeds in your lawn has never been easier. (*when used as directed.)

[modify representative weeds or add approved marketing claims as needed]

READ THE LABEL FIRST!

QUICK FACTS	
<ul style="list-style-type: none"> • Kills over 200 broadleaf weeds (as listed on this label) • Won't harm your lawn† • Treats up to 16,000 sq. ft. 	
KILLS	Over 200 broadleaf weeds such as Dollarweed, Spurge and Oxalis, Dandelion, Clover, Chickweed and other listed weeds [or choose from marketing claims]
WHERE TO USE	On Lawns † (Do not use on Carpetgrass, Dichondra or Floratam variety of St. Augustinegrass.)
WHEN TO USE	When weeds are actively growing
HOW MUCH TO USE	<p>Northern Lawns: Fescue, Kentucky Bluegrass, and Perennial Ryegrasses and Hardy Southern Lawns: Bermuda, Buffalo and Zoysia grasses 2 fl. oz. per 500 sq. ft.</p> <p>Southern lawns: Bahia, Centipede and St. Augustinegrass grasses 1 fl. oz. per 500 sq. ft.</p>
	For questions or comments, call toll-free 1-877 BayerAG (1-877-229-3724) or visit us on-line at www.BayerAdvanced.com

FOR OUTDOOR RESIDENTIAL USE ONLY

ACTIVE INGREDIENTS

2,4-D, dimethylamine salt.....	7.59 %
Mecoprop-p, dimethylamine salt.....	1.83 %
Dicamba, dimethylamine salt.....	0.84 %
OTHER INGREDIENTS*	89.74 %
TOTAL	100.00 %

* Other ingredients include: Water and surfactants (to keep the active ingredients dispersed in water).

THIS PRODUCT CONTAINS:

0.00427 lb 2,4-D acid equivalent per fl. oz. or 6.30%
 0.00102 lb Mecoprop-p acid equivalent per fl. oz. or 1.51%
 0.00047 lb Dicamba acid equivalent per fl. oz. or 0.69%
 Isomer specific by AOAC Method

EPA Reg. No. 72155-4

EPA Est. No. _-AA-_

5/16

FIRST AID

If swallowed	<ul style="list-style-type: none"> • Call a poison control center or doctor immediately for treatment advice. • Have person sip a glass of water if able to swallow. • Do not induce vomiting unless told to do so by a poison control center or doctor. • Do not give anything to an unconscious person.
If in eyes	<ul style="list-style-type: none"> • Hold eye open and rinse slowly and gently with water for 15 to 20 minutes. • Remove contact lenses, if present, after the first 5 minutes, then continue rinsing eye. • Call a poison control center or doctor for treatment advice.
If on skin or clothing	<ul style="list-style-type: none"> • Take off contaminated clothing. • Rinse skin immediately with plenty of water for 15 to 20 minutes. • Call a poison control center or doctor for treatment advice.
If inhaled	<ul style="list-style-type: none"> • Move person to fresh air. • If not breathing, call 911 or an ambulance, then give artificial respiration, preferably by mouth-to-mouth, if possible. • Call a poison control center or doctor for further treatment advice.

NOTE: When calling poison control center, have this product label accessible. If seeking treatment at an emergency room or doctor's office, bring this product label to show medical personnel. You may call toll-free 877-229-3763 for medical emergency information.
 Active Ingredients: 7.59% 2,4-D, dimethylamine salt [CAS # 2008-39-1], 1.83% Mecoprop-p, dimethylamine salt [CAS # 66423-09-4], and 0.84% Dicamba, dimethylamine salt [CAS # 2300-66-5].

PRECAUTIONARY STATEMENTS

HAZARDS TO HUMANS AND DOMESTIC ANIMALS

CAUTION

- Harmful if absorbed through skin or if swallowed.
- Causes moderate eye irritation.
- Avoid contact with eyes, skin or clothing.
- When using this product, wear long-sleeved shirt, long pants, socks, shoes, and rubber gloves.

After using this product:

- Rinse gloves before removing.
- Remove clothing and launder separately before reuse.
- Wash hands thoroughly with soap and water.
- If product gets on clothing, remove clothing as soon as possible and shower.

ENVIRONMENTAL HAZARDS

- This product is toxic to fish and aquatic invertebrates and may adversely affect non-target plants. Do not apply directly to water, or to areas where surface water is present or to intertidal areas below the mean high water mark.
- Drift and runoff from treated areas may be hazardous to aquatic organisms in water adjacent to treated areas.
- To protect the environment, do not allow pesticide to enter or run off into storm drains, drainage ditches, gutters or surface waters. Applying this product in calm weather when rain is not predicted for the next 24 hours will help to ensure that wind or rain does not blow or wash pesticide off the treatment area. Rinsing application equipment over the treated area will help avoid run off to water bodies or drainage systems.
- This chemical has properties and characteristics associated with chemicals detected in groundwater. The use of this chemical in areas where soils are permeable, particularly where the water table is shallow, may result in groundwater contamination. Application around a cistern or well may result in contamination of drinking water or groundwater.

6/16

DIRECTIONS FOR USE

It is a violation of Federal Law to use this product in a manner inconsistent with its labeling.

Read and follow all label directions.

Do not apply this product in a way that will contact any person or pet, either directly or through drift. Keep people and pets out of the area during application.

Not for use on turf being grown for sale or other commercial use as sod, or for commercial seed production or for research purposes.

Do not apply through any type of irrigation system.

BEFORE YOU USE

Read and follow directions when using.

- Do not apply directly to or near water, storm drains, gutters, sewers, or drainage ditches. Do not apply within 25 feet of rivers, fish ponds, lakes, streams, reservoirs, marshes, estuaries, bays, and oceans. Do not apply when windy. To prevent product run-off, do not over water the treated area(s) to the point of runoff or apply when raining or when rain is expected that day. Rinse applicator over lawn or garden area only.
- Spray when most of the day is expected to remain cooler than 90° F.
- Do not apply as a fine mist because of potential injury to desirable plants.
- The maximum number of broadcast applications per treatment site is two per year.

DIRECTIONS FOR USE Continued

HOW TO USE

Shake Well Before Use

- Determine amount of product to use based on grass type and size of area to be treated.
- Prepare product for use according to How to Apply.
- Apply to lawn.

HOW MUCH TO APPLY

Northern Lawns:

- Fescue, Kentucky Bluegrass, and Perennial Rye
2 fl. oz. (4 Tbs.) per gallon of water

Hardy Southern Lawns:

- Bermuda, Buffalo and Zoysia grasses
2 fl. oz. (4 Tbs.) per gallon of water

Southern Lawns:

- Bahia, Centipede, and St. Augustinegrass
1 fl. oz. (2 Tbs.) per gallon of water

For lawns with mixed grass types, use the lowest rate.

Each gallon of solution treats 500 sq. ft.

TIP: Measure length and width of area to be treated in feet. Multiply these 2 numbers together. This is the area to be treated in square feet (sq. ft.).

Application Restrictions:

- Limited to **2 applications per year** with a **30 day interval** between applications
- **Maximum single application rate** of 8.0 fl. oz./1,000 sq. ft. (1.47 lbs 2,4-D ae, 0.35 lb MCPP-p ae and 0.16 lb dicamba ae per acre per application)
- **Maximum seasonal rate** of 16.0 fl. oz./1,000 sq. ft. (2.94 lbs 2,4-D ae, 0.71 lb MCPP-p ae and 0.33 lb dicamba ae per acre per application)


HOW TO APPLY

Pump Style Sprayers

1. Add the appropriate amounts of water and concentrate to the sprayer tank.
[For 2 or 4 fl. oz. container: Pour entire contents into spray tank and fill with water to [1] [2] gallon mark.]
2. Close sprayer, shake well and pressurize.
3. Adjust nozzle to a coarse spray pattern.
4. Large Areas – Apply evenly over area.
Individual Weeds – Hold tip of wand about 12 inches from weed, aim at center of weed and spray.
5. Occasionally re-pressurize the sprayer if needed to maintain a good spray pattern.

Dial Style Hose-End Sprayers


	<ol style="list-style-type: none"> 1. Fill sprayer jar with enough concentrate to cover area to be treated. Close sprayer and set dial. TIP: The numbers on Dial-Style Hose-End sprayers are ounces of concentrate per gallon of spray. 3. Attach sprayer to hose and apply. 4. To avoid contact with the treated area, begin by spraying area farthest from faucet walking backwards as you spray.
	Concentrate Plus Water Hose-End Sprayer
	<ol style="list-style-type: none"> 1. Pour concentrate into sprayer jar to the required fluid ounce level. 2. Add the appropriate amount of water to the gallons level. 3. Replace sprayer top and shake well before applying. 4. To avoid contact with the treated area, begin by spraying area farthest from faucet walking backwards as you spray.
FOR BEST RESULTS	<ul style="list-style-type: none"> • Apply when weeds are young and actively growing. • If the lawn is dry, water 24 hours before using this product. • Rain or watering one hour after application will not wash away effectiveness. • Apply 1 to 3 days after mowing. • Certain hard-to-kill weeds may need to be spot-treated in 30 days. • Do not apply to new lawns until the grass has reached a height of at least 2 inches. • Bare spots may be seeded 3 to 4 weeks after application.
HOW THIS PRODUCT WORKS	<p>This product is a selective herbicide - it selectively kills weeds in the lawn but won't harm the lawn itself. It is a blend of proven weed killers designed to get broadleaf weeds such as Dollarweed, Spurge and Oxalis. <i>[modify representative weeds or add approved marketing claims as needed]</i></p>

	<p>Do not allow people (other than applicator) or pets on treated area during application. Do not allow people or pets to re-enter the treated area until spray has dried.</p>
---	--

8/16

CONTROLS [KILLS]	Annual yellow sweetclover Aster Austrian fieldcress Bedstraw Beggarticks Betony, Florida Bindweed, field Bird vetch Bitter wintercress Bittercress, hairy Bitterweed Black-eyed Susan Black medic Black mustard Blackseed plantain Blessed thistle Bloodflower milkweed Blue lettuce Blue vervain Bracted plantain Brassbuttons Bristly oxtongue Broadleaf dock Broadleaf plantain Broomweed Buckhorn Buckhorn plantain Bulbous buttercup Bull thistle Bullnettle Burclover Burdock Burning nettle Burweed Buttercup Buttonweed Canada thistle Carolina geranium Carpetweed Catchweed bedstraw Catnip Catsear Chickweed, common Chickweed, mouseear Chicory Cinquefoil Clover, crimson Clover, hop Clover, red Clover, strawberry Clover, sweet Clover, white	Cockle Cocklebur Common mullein Creeping Charlie Creeping Jenny Cudweed Curly dock Daisy, English Daisy, fleabane Daisy, oxeye Dandelion Dichondra Dogbane Dogfennel Dollarweed Elderberry False dandelion False flax False sunflower Fiddleneck Florida pusley Frenchweed Galinsoga Goathead Goldenrod Ground ivy Gumweed Hairy fleabane Hawkweed Healall Heartleaf drymary Heath aster Hedge bindweed Hedge mustard Hemp Henbit Hoary cress Hoary plantain Hoary vervain Horsenettle Jimsonweed Knawel Knotweed Kochia Lambsquarters Lespedeza Mallow Matchweed Mexicanweed Milk vetch Morningglory Mouseear hawkweed	Mugwort Musk thistle Mustard Narrowleaf plantain Narrowleaf vetch Nettle Orange hawkweed Oriental cocklebur Oxalis Parsley-piert Parsnip Pearlwort Pennycress Pennywort Pepperweed Pigweed Pineywoods bedstraw Plains coreopsis (tickseed) Plantain Poison ivy Poison oak Pokeweed Poorjoe Prairie sunflower Prickly lettuce Prickly sida Prostrate knotweed Prostrate pigweed Prostrate spurge Prostrate vervain Puncturevine Purslane, common Ragweed Red sorrel Redroot pigweed Redstem filaree Rough cinquefoil Rough fleabane Russian pigweed Russian thistle Scarlet pimpernel Scotch thistle Sheep sorrel Shepherdspurse Slender plantain Smallflower galinsoga Smooth dock Smooth pigweed Sorrel Sowthistle Spanishneedles Speedwell	Spiny amaranth Spiny cocklebur Spiny sowthistle Spotted catsear Spotted spurge Spurweed Stinging nettle Strawberry, India mock Tall nettle Tall vervain Tansy mustard Tanweed Thistle Trailing crownvetch Tumble mustard Tumble pigweed Velvetleaf Venice mallow Virginia buttonweed Virginia creeper Virginia pepperweed Water pennywort Wavyleaf bullthistle Western clematis Western salsify White mustard Wild aster Wild buckwheat Wild carrot Wild four-o'clock Wild garlic Wild geranium Wild lettuce Wild marigold Wild mustard Wild onion Wild parsnip Wild radish Wild rape Wild strawberry Wild sweet potato Wild vetch Woodsorrel Woolly croton Woolly morningglory Woolly plantain Wormseed Yarrow Yellow rocket Yellowflower pepperweed and other broadleaf weeds
-----------------------------	--	--	---	--

9/16

IMPORTANT: Directions for STORAGE AND DISPOSAL	
Do not contaminate food, or feed by storage and disposal.	
Pesticide Storage:	Store in original container in a cool dry place, out of the reach of children, preferably in a locked storage cabinet. Protect from freezing.
Pesticide Disposal and Container Handling: 	If Empty: <ul style="list-style-type: none">• Non-refillable container. Do not refill or reuse empty container.• Place empty container in trash or offer for recycling if available. If Partly Filled: <ul style="list-style-type: none">• If it is necessary to dispose of unused product, please call your local solid waste agency or you may call toll-free 1-877-229-3724 for disposal instructions.• Never place unused product down any indoor or outdoor drain.

***Money Back Guarantee:** If you are not satisfied with this product, we will gladly refund your original purchase price.



A Business Unit Division of Bayer CropScience LP
P.O. Box 12014, 2 T.W. Alexander Drive
Research Triangle Park, North Carolina 27709

OCT 24 2014

(Ready - To - Spray label)
(FRONT PANEL)

Lawn Herbicide JD Concentrate

ABN (Bayer Advanced Weed Killer for Lawns Ready-to-Spray)

ABN (Bayer Advanced Lawn Weed Killer Ready-to-Spray)

ABN (Bayer Advanced Southern Weed Killer for Lawns Ready-to-Spray)

- Effective Weed Protection
- Effective Broadleaf Weed Protection
- Effectively Protects Lawns from Broadleaf Weeds
- Kills Major Broadleaf Weeds
- Kills Weeds - Won't Harm Lawns[†]
- Kills to the Root
- Protects Against Major Broadleaf Weeds
- Tough Weed Protection
- Weed Protection System
- Systemic
- 1 Quart treats [8,000] [up to 16,000] square feet
- Convenient MEASURE-UP™ Cup
- Kills Broadleaf weeds in St. Augustine & other Southern Lawns
- For St. Augustine & other Southern Lawns
- Kills Over 200 Broadleaf Weeds (as listed on this label)
- Won't Harm Your Lawn[†]
- Rainproof in hours
- 100% Satisfaction Guaranteed* (or your money back)
- Rainproof in 1 hour!
- Attach to Hose & Spray
- Kills 200+ Weeds (as listed on this label)
- [optional advertising claims when product is sold in "low-water" hose-end sprayers, as determined by testing]
- Water [Saver][Saving] Formula
- Water [Saver][Saving] Applicator
- Water [Saver][Saving] Sprayer
- Uses Up To [80][XX]% Less Water*
- [with footnote disclaimer] *vs leading Southern weed hose end sprayers
- won't harm lawns[†]
- †when used as directed
- Bonus 40 oz size – 25% more than the 32 oz size
- Now covers [XXX] sq ft

ACTIVE INGREDIENTS

2,4-D, dimethylamine salt	7.59 %
Mecoprop-p, dimethylamine salt	1.83 %
Dicamba, dimethylamine salt	0.84 %

OTHER INGREDIENTS 89.74 %

TOTAL 100.00%

Net Contents: 16 fl. oz. (473 mL) or 24 fl. oz. (709 mL) or 32 fl. oz. (946 mL) or 1 Gal. (3.78 L)

KEEP OUT OF REACH OF CHILDREN

CAUTION

See Back Panel Booklet for Additional Ingredients and Precautionary Statements

11/16

(BACK PANEL)


OPEN Resealable Label for Directions & Precautions **PRESS TO RESEAL**

This product kills over 200 types of broadleaf weeds in St. Augustine and other Southern lawns.

This formula kills Dollarweed, Spurge, Oxalis and Dandelion without harming your lawn *. Controlling weeds in your lawn has never been easier. (*when used as directed.)

[modify representative weeds or add approved marketing claims as needed]

READ THE LABEL FIRST!

QUICK FACTS	
<ul style="list-style-type: none"> • Kills over 200 broadleaf weeds (as listed on this label) • Won't harm your lawn† • Treats [8,000] [up to 16,000] sq. ft. 	
KILLS	Over 200 broadleaf weeds such as Dollarweed, Spurge and Oxalis, Dandelion, Clover, Chickweed and other listed weeds [or choose from marketing claims]
WHERE TO USE	On Lawns † (Do not use on Carpetgrass, Dichondra or Floratam variety of St. Augustinegrass.)
WHEN TO USE	When weeds are actively growing
HOW MUCH TO USE	<p>Northern Lawns: Fescue, Kentucky Bluegrass, and Perennial Ryegrasses and Hardy Southern Lawns: Bermuda, Buffalo and Zoysia grasses One qt treats up to 8,000 sq. ft.</p> <p>Southern lawns: Bahia, Centipede and St. Augustinegrass grasses One qt treats up to 16,000 sq. ft.</p> <p>No measuring needed. Dilutes automatically.</p>
	For questions or comments, call toll-free 1-877 BayerAG (1-877-229-3724) or visit us on-line at www.BayerAdvanced.com

FOR OUTDOOR RESIDENTIAL USE ONLY

ACTIVE INGREDIENTS:

2,4-D, dimethylamine salt.....	7.59 %
Mecoprop-p, dimethylamine salt.....	1.83 %
Dicamba, dimethylamine salt.....	0.84 %
OTHER INGREDIENTS*:	89.74 %
TOTAL	100.00 %

* Other ingredients include: Water and surfactants (to keep the active ingredients dispersed in water).

THIS PRODUCT CONTAINS:

0.00427 lb 2,4-D acid equivalent per fl. oz. or 6.30%
0.00102 lb Mecoprop-p acid equivalent per fl. oz. or 1.51%
0.00047 lb Dicamba acid equivalent per fl. oz. or 0.69%
Isomer specific by AOAC Method

EPA Reg. No. 72155-4

EPA Est. No. _-AA-_

12/16

FIRST AID	
If swallowed	<ul style="list-style-type: none"> • Call a poison control center or doctor immediately for treatment advice. • Have person sip a glass of water if able to swallow. • Do not induce vomiting unless told to do so by a poison control center or doctor. • Do not give anything to an unconscious person.
If in eyes	<ul style="list-style-type: none"> • Hold eye open and rinse slowly and gently with water for 15 to 20 minutes. • Remove contact lenses, if present, after the first 5 minutes, then continue rinsing eye. • Call a poison control center or doctor for treatment advice.
If on skin or clothing	<ul style="list-style-type: none"> • Take off contaminated clothing. • Rinse skin immediately with plenty of water for 15 to 20 minutes. • Call a poison control center or doctor for treatment advice.
If inhaled	<ul style="list-style-type: none"> • Move person to fresh air. • If not breathing, call 911 or an ambulance, then give artificial respiration, preferably by mouth-to-mouth, if possible. • Call a poison control center or doctor for further treatment advice.
<p>NOTE: When calling poison control center, have this product label accessible. If seeking treatment at an emergency room or doctor's office, bring this product label to show medical personnel. You may call toll-free 877-229-3763 for medical emergency information. Active Ingredients: 7.59% 2,4-D, dimethylamine salt [CAS # 2008-39-1], 1.83% Mecoprop-p, dimethylamine salt [CAS # 66423-09-4], and 0.84% Dicamba, dimethylamine salt [CAS # 2300-66-5].</p>	

PRECAUTIONARY STATEMENTS
HAZARDS TO HUMANS AND DOMESTIC ANIMALS
<p>CAUTION</p> <ul style="list-style-type: none"> • Harmful if absorbed through skin or if swallowed. • Causes moderate eye irritation. • Avoid contact with eyes, skin or clothing. • When using this product, wear long-sleeved shirt, long pants, socks, shoes, and rubber gloves. <p>After using this product:</p> <ul style="list-style-type: none"> • Rinse gloves before removing. • Remove clothing and launder separately before reuse. • Wash hands thoroughly with soap and water. • If product gets on clothing, remove clothing as soon as possible and shower.

ENVIRONMENTAL HAZARDS
<ul style="list-style-type: none"> • This product is toxic to fish and aquatic invertebrates and may adversely affect non-target plants. Do not apply directly to water, or to areas where surface water is present or to intertidal areas below the mean high water mark. • Drift and runoff from treated areas may be hazardous to aquatic organisms in water adjacent to treated areas. • To protect the environment, do not allow pesticide to enter or run off into storm drains, drainage ditches, gutters or surface waters. Applying this product in calm weather when rain is not predicted for the next 24 hours will help to ensure that wind or rain does not blow or wash pesticide off the treatment area. Rinsing application equipment over the treated area will help avoid run off to water bodies or drainage systems. • This chemical has properties and characteristics associated with chemicals detected in groundwater. The use of this chemical in areas where soils are permeable, particularly where the water table is shallow, may result in groundwater contamination. Application around a cistern or well may result in contamination of drinking water or groundwater.

DIRECTIONS FOR USE

It is a violation of Federal Law to use this product in a manner inconsistent with its labeling.

Read and follow all label directions.

Do not apply this product in a way that will contact any person or pet, either directly or through drift. Keep people and pets out of the area during application.

Not for use on turf being grown for sale or other commercial use as sod, or for commercial seed production or for research purposes.

Do not apply through any type of irrigation system.

BEFORE YOU USE



Read and follow directions when using.

- Do not apply directly to or near water, storm drains, gutters, sewers, or drainage ditches. Do not apply within 25 feet of rivers, fish ponds, lakes, streams, reservoirs, marshes, estuaries, bays, and oceans. Do not apply when windy. To prevent product run-off, do not over water the treated area(s) to the point of runoff or apply when raining or when rain is expected that day. Rinse applicator over lawn or garden area only.
- Spray when most of the day is expected to remain cooler than 90° F.
- Do not apply as a fine mist because of potential injury to desirable plants.
- The maximum number of broadcast applications per treatment site is two per year.

HOW TO USE

[For Ready to spray hose end bottle]

Shake Well Before Use



CONNECT

1. Shake well before use.
2. Connect sprayer to garden hose.
3. Turn on water.



SPRAY

1. Extend hose to farthest area to be treated, point sprayer nozzle in direction to be sprayed.
2. Begin spraying <Insert sprayer-specific language here> Hayes HP-2 and Calmar RTS sprayers: Press lock tab while using other hand to turn sprayer valve to ON position. Green Garden RTS sprayer: Turn sprayer valve to ON position.
3. Walk at a steady pace while spraying, using an even sweeping motion, and slightly overlap the treated areas. Work back toward the faucet to avoid walking over wet, treated grass.

FINISH

1. To stop spraying, <Insert sprayer-specific language here.> Hayes HP-2 RTS sprayer: Press lock tab while using other hand to turn sprayer valve to OFF position. Calmar & Green Garden RTS sprayers: turn sprayer valve to OFF position.
2. Turn off water at faucet.
3. Relieve water pressure in hose by turning sprayer valve back to ON position until water slows to a drip then turn sprayer valve to OFF position.
4. Disconnect sprayer from hose.

Application Restrictions:

- Limited to **2 applications per year** with a **30 day interval** between applications
- **Maximum single application rate** of 8.0 fl. oz./1,000 sq. ft. (1.47 lbs 2,4-D ae, 0.35 lb MCP-P ae and 0.16 lb dicamba ae per acre per application)
- **Maximum seasonal rate** of 16.0 fl. oz./1,000 sq. ft. (2.94 lbs 2,4-D ae, 0.71 lb MCP-P ae and 0.33 lb dicamba ae per acre per application)

TIPS FOR APPLYING

HOW TO APPLY

1. Extend hose to the farthest area to be treated and work back toward the faucet to avoid walking over wet, treated grass.
2. Walk at a steady pace while spraying, using an even sweeping motion, slightly overlapping the treated areas.


FOR BEST RESULTS

- Apply when weeds are young and actively growing.
- If the lawn is dry, water 24 hours before using this product.
- Rain or watering one hour after application will not wash away effectiveness.
- Apply 1 to 3 days after mowing.
- Certain hard-to-kill weeds may need to be spot-treated in 30 days.
- Do not apply to new lawns until the grass has reached a height of at least 2 inches.
- Bare spots may be seeded 3 to 4 weeks after application.

HOW THIS PRODUCT WORKS

This product is a selective herbicide - it selectively kills weeds in the lawn but won't harm the lawn itself. It is a blend of proven weed killers designed to get broadleaf weeds such as Dollarweed, Spurge and

	Oxalis. <i>[modify representative weeds or add approved marketing claims as needed]</i>
--	--


	Do not allow people (other than applicator) or pets on treated area during application. Do not allow people or pets to re-enter the treated area until spray has dried.
---	--

<p>CONTROLS [KILLS]</p>	<p>Annual yellow sweetclover Aster Austrian fieldcress Bedstraw Beggarticks Betony, Florida Bindweed, field Bird vetch Bitter wintercress Bittercress, hairy Bitterweed Black-eyed Susan Black medic Black mustard Blackseed plantain Blessed thistle Bloodflower milkweed Blue lettuce Blue vervain Bracted plantain Brassbuttons Bristly oxtongue Broadleaf dock Broadleaf plantain Broomweed Buckhorn Buckhorn plantain Bulbous buttercup Bull thistle Bullnettle Burclover Burdock Burning nettle Burweed Buttercup Buttonweed Canada thistle Carolina geranium Carpetweed Catchweed bedstraw Catnip Catsear Chickweed, common Chickweed, mouseear Chicory Cinquefoil Clover, crimson Clover, hop Clover, red Clover, strawberry Clover, sweet Clover, white</p>	<p>Cockle Cocklebur Common mullein Creeping Charlie Creeping Jenny Cudweed Curly dock Daisy, English Daisy, fleabane Daisy, oxeye Dandelion Dichondra Dogbane Dogfennel Dollarweed Elderberry False dandelion False flax False sunflower Fiddleneck Florida pusley Frenchweed Galinsoga Goathead Goldenrod Ground ivy Gumweed Hairy fleabane Hawkweed Healall Heartleaf drymary Heath aster Hedge bindweed Hedge mustard Hemp Henbit Hoary cress Hoary plantain Hoary vervain Horsenettle Jimsonweed Knawel Knotweed Kochia Lambsquarters Lespedeza Mallow Matchweed Mexicanweed Milk vetch Morningglory Mouseear hawkweed</p>	<p>Mugwort Musk thistle Mustard Narrowleaf plantain Narrowleaf vetch Nettle Orange hawkweed Oriental cocklebur Oxalis Parsley-piert Parsnip Pearlwort Pennycress Pennywort Pepperweed Pigweed Pinewoods bedstraw Plains coreopsis (tickseed) Plantain Poison ivy Poison oak Pokeweed Poorjoe Prairie sunflower Prickly lettuce Prickly sida Prostrate knotweed Prostrate pigweed Prostrate spurge Prostrate vervain Puncturevine Purslane, common Ragweed Red sorrel Redroot pigweed Redstem filaree Rough cinquefoil Rough fleabane Russian pigweed Russian thistle Scarlet pimpernel Scotch thistle Sheep sorrel Shepherdspurse Slender plantain Smallflower galinsoga Smooth dock Smooth pigweed Sorrel Sowthistle Spanishneedles Speedwell</p>	<p>Spiny amaranth Spiny cocklebur Spiny sowthistle Spotted catsear Spotted spurge Spurweed Stinging nettle Strawberry, India mock Tall nettle Tall vervain Tansy mustard Tanweed Thistle Trailing crownvetch Tumble mustard Tumble pigweed Velvetleaf Venice mallow Virginia buttonweed Virginia creeper Virginia pepperweed Water pennywort Wavyleaf bullthistle Western clematis Western salsify White mustard Wild aster Wild buckwheat Wild carrot Wild four-o'clock Wild garlic Wild geranium Wild lettuce Wild marigold Wild mustard Wild onion Wild parsnip Wild radish Wild rape Wild strawberry Wild sweet potato Wild vetch Woodsorrel Woolly croton Woolly morningglory Woolly plantain Wormseed Yarrow Yellow rocket Yellowflower pepperweed and other broadleaf weeds</p>
---	--	--	--	--

16/16

IMPORTANT: Directions for STORAGE AND DISPOSAL

Do not contaminate food or feed by storage and disposal.

Pesticide Storage:	Store in original container in a cool dry place, out of the reach of children, preferably in a locked storage cabinet. Protect from freezing.
Pesticide Disposal and Container Handling: 	<ul style="list-style-type: none">• If Empty:• Non-refillable container. Do not refill or reuse empty container.• Place empty container in trash or offer for recycling if available. <p>If Partly Filled:</p> <ul style="list-style-type: none">• If it is necessary to dispose of unused product, please call your local solid waste agency or you may call toll-free 1-877-229-3724 for disposal instructions.• Never place unused product down any indoor or outdoor drain.

NOTICE: Research and testing have determined that the "Directions For Use" are appropriate for the proper use of this product under expected conditions. The Buyer assumes responsibility for lack of performance or safety if not used according to the directions.

***Money Back Guarantee:** If you are not satisfied with this product, we will gladly refund your original purchase price.



A Business Unit Division of Bayer CropScience LP
P.O. Box 12014, 2 T.W. Alexander Drive
Research Triangle Park, North Carolina 27709

Lawn Herbicide JD Concentrate (PENDING) 07/23/2013