



72155-4

04/20/2006

1/15

Please read instructions on reverse before completing form.

Form Approved. OMB No. 2070-0060

 United States <b>Environmental Protection Agency</b> Washington, DC 20460		<input type="checkbox"/> Registration <input type="checkbox"/> Amendment <input checked="" type="checkbox"/> Other	OPP Identifier Number
<b>Application for Pesticide - Section I</b>			
1. Company/Product Number 72155-4		2. EPA Product Manager JoAnne Miller	
4. Company/Product (Name) Lawn Herbicide JD Concentrate		3. Proposed Classification <input type="checkbox"/> None <input type="checkbox"/> Restricted	
5. Name and Address of Applicant (Include ZIP Code) Bater Advanced 2 T W Alexander Drive Research Triangle Park NC 27709 <input type="checkbox"/> Check if this is a new address		6. Expedited Review. In accordance with FIFRA Section 3(c)(3) (b)(i), my product is similar or identical in composition and labeling to: EPA Reg. No. _____ Product Name _____	
<b>Section - II</b>			
<input type="checkbox"/> Amendment - Explain below. <input type="checkbox"/> Resubmission in response to Agency letter dated _____ <input checked="" type="checkbox"/> Notification - Explain below.		<input type="checkbox"/> Final printed labels in response to Agency letter dated _____ <input type="checkbox"/> "Me Too" Application. <input type="checkbox"/> Other - Explain below.	
<b>NOTIFICATION</b>  <b>APR 20 2006</b>			
Explanation: Use additional page(s) if necessary. (For section I and Section II.) <b>See Attached</b>			
<b>Section - III</b>			
1. Material This Product Will Be Packaged In:			
Child-Resistant Packaging <input type="checkbox"/> Yes <input type="checkbox"/> No	Unit Packaging <input type="checkbox"/> Yes <input type="checkbox"/> No If "Yes" Unit Packaging wgt.    No. per container	Water Soluble Packaging <input type="checkbox"/> Yes <input type="checkbox"/> No If "Yes" Package wgt    No. per container	2. Type of Container <input type="checkbox"/> Metal <input type="checkbox"/> Plastic <input type="checkbox"/> Glass <input type="checkbox"/> Paper <input type="checkbox"/> Other (Specify) _____
* Certification must be submitted			
3. Location of Net Contents Information <input type="checkbox"/> Label <input type="checkbox"/> Container		4. Size(s) Retail Container	
		5. Location of Label Directions <input type="checkbox"/>	
6. Manner in Which Label is Affixed to Product <input type="checkbox"/> Lithograph <input type="checkbox"/> Paper, glued <input type="checkbox"/> Stenciled		<input type="checkbox"/> Other _____	
<b>Section - IV</b>			
1. Contact Point (Complete items directly below for identification of individual to be contacted, if necessary, to process this application.)			
Name <b>Robyn Kneen</b>		Title <b>Registration Manager</b>	
		Telephone No. (Include Area Code) <b>919-549-2412</b>	
<b>Certification</b> I certify that the statements I have made on this form and all attachments thereto are true, accurate and complete. I acknowledge that any knowingly false or misleading statement may be punishable by fine or imprisonment or both under applicable law.			6. Date Application Received <b>(Stamped)</b>
2. Signature 		3. Title <b>Registrations Manager</b>	
4. Typed Name <b>Robyn Kneen</b>		5. Date <b>04/04/2006</b>	

NOTIFICATION

APR 20 2006

**Section II - Explanation**

With this application Bayer Advanced is submitting a **Notification** of the addition of two optional marketing claims to the label for **Lawn Herbicide JD Concentrate**, EPA Reg No. 72155-4.

Per PR Notice 98-10 we are notifying the Agency of the addition of the following marketing claims to the product label.

- 1) For St. Augustine & other Southern Lawns
- 2) 100\* Satisfaction Guaranteed\* (or your money back).

\* this asterisk relates to the following statement located on the back panel.

\*Money Back Guarantee: If you are not satisfied with this product, we will gladly refund your original purchase price.

Enclosed is 1 copy of the updated product label.

This notification is consistent with the provision of PR Notice 98-10 and EPA regulations at 40 CFR 152.46, and no other changes have been made to the labeling or the confidential statement of formula of this product. I understand that it is a violation of 18 U.S.C. Sec. 1001 to willfully make any false statement to EPA. I further understand that if this notification is not consistent with the terms of PR Notice 98-10 and 40 CFR 152.46, this product may be in violation of FIFRA and I may be subject to enforcement action and penalties under sections 12 and 14 of FIFRA.

3/15  
NOTIFICATION  
APR 20 2006

(FRONT PANEL)

# Lawn Herbicide JD Concentrate

This label contains separate label statements for **Outdoor Residential Pump Sprayer/ Hose-end Sprayer Concentrate** use product and **Outdoor Residential Ready-To-Spray** use product.

- Effective Weed Protection
- Effective Broadleaf Weed Protection
- Effectively Protects Lawns from Broadleaf Weeds
- Kills All Major Broadleaf Weeds
- Kills Weeds - Won't Harm Lawns
- Kills to the Root
- Protects Against All Major Broadleaf Weeds
- Tough Weed Protection
- Weed Protection System
- Systemic
- 1 Quart treats up to 16,000 square feet
- Convenient MEASURE-UP™ Cup
- Kills Broadleaf weeds in St. Augustine & other Southern Lawns
- For St. Augustine & other Southern Lawns
- Kills Over 200 Broadleaf Weeds
- Won't Harm Your Lawn
- Rainproof in hours
- 100% Satisfaction Guaranteed\* (or your money back)

## ACTIVE INGREDIENTS:

2,4-D, dimethylamine salt .....	7.59 %
Mecoprop, dimethylamine salt .....	3.66 %
Dicamba, dimethylamine salt .....	0.84 %

OTHER INGREDIENTS: ..... 87.91 %

Net Contents: 16 fl. oz. (473 mL) or 24 fl. oz. (709 mL) or 32 fl. oz. (946 mL) or 1 Gal. (3.78 L)

**KEEP OUT OF REACH OF CHILDREN**

**CAUTION**

See Back Panel Booklet for Additional Ingredients and Precautionary Statements

4/15

(Pump Sprayer/Hose-end Sprayer label)

(FRONT PANEL)

# Lawn Herbicide JD Concentrate

- Effective Weed Protection
- Effective Broadleaf Weed Protection
- Effectively Protects Lawns from Broadleaf Weeds
- Kills All Major Broadleaf Weeds
- Kills Weeds - Won't Harm Lawns
- Kills to the Root
- Protects Against All Major Broadleaf Weeds
- Tough Weed Protection
- Weed Protection System
- Systemic
- 1 Quart treats up to 16,000 square feet
- Convenient MEASURE-UP™ Cup
- Kills Broadleaf weeds in St. Augustine & other Southern Lawns
- For St. Augustine & other Southern Lawns
- Kills Over 200 Broadleaf Weeds
- Won't Harm Your Lawn
- Rainproof in hours
- 100% Satisfaction Guaranteed\* (or your money back)

---

**ACTIVE INGREDIENTS:**

2,4-D, dimethylamine salt .....	7.59 %
Mecoprop, dimethylamine salt .....	3.66 %
Dicamba, dimethylamine salt .....	0.84 %

<b>OTHER INGREDIENTS:</b> .....	87.91 %
---------------------------------	---------

---

Net Contents: 16 fl. oz. (473 mL) or 24 fl. oz. (709 mL) or 32 fl. oz. (946 mL) or 1 Gal. (3.78 L)

**KEEP OUT OF REACH OF CHILDREN**

**CAUTION**

See Back Panel Booklet for Additional Ingredients and Precautionary Statements

(BACK PANEL)

Lawn Herbicide JD Concentrate kills over 200 types of broadleaf weeds in St. Augustine and other Southern lawns. This special formula kills Dollarweed, Spurge, Oxalis and Dandelion without harming your lawn. Controlling weeds in your lawn has never been easier.

READ THE LABEL FIRST!

<b>QUICK FACTS</b>	
<ul style="list-style-type: none"> <li>Kills over 200 broadleaf weeds</li> <li>Won't harm your lawn</li> <li>Treats up to 16,000 sq. ft.</li> </ul>	
<b>KILLS</b>	Over 200 broadleaf weeds such as Dollarweed, Spurge and Oxalis, Dandelion, Clover, Chickweed and other listed weeds
<b>WHERE TO USE</b>	On Lawns (Do not use on Carpetgrass, Dichondra or Floratam variety of St. Augustinegrass.)
<b>WHEN TO USE</b>	When weeds are actively growing
<b>HOW MUCH TO USE</b>	<b>Northern Lawns: Fescue, Kentucky Bluegrass, and Perennial Ryegrasses</b> <b>and</b> <b>Hardy Southern Lawns: Bermuda, Buffalo and Zoysia grasses</b> 2 fl. oz. per 500 sq. ft. <b>Southern lawns: Bahia, Centipede and St. Augustinegrass grasses</b> 1 fl. oz. per 500 sq. ft.
	For questions or comments, call toll-free 1-877 BayerAL or visit us on-line at <a href="http://www.BayerAdvanced.com">www.BayerAdvanced.com</a>

FOR OUTDOOR RESIDENTIAL USE ONLY

ACTIVE INGREDIENTS:

2,4-D, dimethylamine salt.....	7.59 %
Mecoprop, dimethylamine salt.....	3.66 %
Dicamba, dimethylamine salt.....	0.84 %
<b>OTHER INGREDIENTS*:</b> .....	<b>87.91 %</b>
	100.00 %

\* Other ingredients include: Water and surfactants (to keep the active ingredients dispersed in water).

THIS PRODUCT CONTAINS:

6.30% ..... 2,4-D acid equivalent  
 3.02% ..... Mecoprop acid equivalent  
 0.69% ..... Dicamba acid equivalent  
 Isomer specific by AOAC Method

EPA Reg. No. 72155-4

EPA Est. No. \_-AA-\_

<b>DIRECTIONS FOR USE</b>	
It is a violation of Federal Law to use this product in a manner inconsistent with its labeling. For best results, read and follow all label directions.	
<b>BEFORE YOU USE</b> Read and follow directions when using.	<ul style="list-style-type: none"> <li>Do not apply near lakes, streams, rivers or ponds.</li> <li>Spray when most of the day is expected to remain cooler than 90° F.</li> <li>Avoid drift of spray mist onto vegetables, flowers, ornamental plants, shrubs, trees and other desirable plants. Apply when wind is calm.</li> <li>The maximum number of broadcast applications per treatment site is two per year.</li> </ul>
<b>HOW TO USE</b> Shake Well Before Use	<ul style="list-style-type: none"> <li>Determine amount of product to use based on grass type and size of area to be treated.</li> <li>Prepare product for use according to How to Apply.</li> <li>Apply to lawn.</li> </ul>
Continued on next page	

DIRECTIONS FOR USE Continued	
HOW MUCH TO APPLY	<p><b>Northern Lawns:</b></p> <ul style="list-style-type: none"> <li>Fescue, Kentucky Bluegrass, and Perennial Rye</li> </ul> <p>2 fl. oz. (4 Tbs.) per gallon of water</p> <p><b>Hardy Southern Lawns:</b></p> <ul style="list-style-type: none"> <li>Bermuda, Buffalo and Zoysia grasses</li> </ul> <p>2 fl. oz. (4 Tbs.) per gallon of water</p> <p><b>Southern Lawns:</b></p> <ul style="list-style-type: none"> <li>Bahia, Centipede, and St. Augustinegrass</li> </ul> <p>1 fl. oz. (2 Tbs.) per gallon of water</p> <p>For lawns with mixed grass types, use the lowest rate.</p> <p>Each gallon of solution treats 500 sq. ft.</p> <p><b>TIP:</b> Measure length and width of area to be treated in feet. Multiply these 2 numbers together. This is the area to be treated in square feet (sq. ft.).</p>
HOW TO APPLY	<p><b>Pump Style Sprayers</b></p> <ol style="list-style-type: none"> <li>Add the appropriate amounts of water and concentrate to the sprayer tank.</li> <li>Close sprayer, shake well and pressurize.</li> <li>Adjust nozzle to a coarse spray pattern.</li> <li>Large Areas – Apply evenly over area.</li> <li>Individual Weeds – Hold tip of wand about 12 inches from weed, aim at center of weed and spray.</li> <li>Occasionally re-pressurize the sprayer if needed to maintain a good spray pattern.</li> </ol> <p><b>Dial Style Hose-End Sprayers</b></p> <ol style="list-style-type: none"> <li>Fill sprayer jar with enough concentrate to cover area to be treated.</li> <li>Close sprayer and set dial.</li> <li><b>TIP:</b> The numbers on Dial-Style Hose-End sprayers are ounces of concentrate per gallon of spray.</li> <li>Attach sprayer to hose and apply.</li> <li>To avoid contact with the treated area, begin by spraying area farthest from faucet walking backwards as you spray.</li> </ol> <p><b>Concentrate Plus Water Hose-End Sprayer</b></p> <ol style="list-style-type: none"> <li>Pour concentrate into sprayer jar to the required fluid ounce level.</li> <li>Add the appropriate amount of water to the gallons level.</li> <li>Replace sprayer top and shake well before applying.</li> <li>To avoid contact with the treated area, begin by spraying area farthest from faucet walking backwards as you spray.</li> </ol>
FOR BEST RESULTS	<ul style="list-style-type: none"> <li>Apply when weeds are young and actively growing.</li> <li>If the lawn is dry, water 24 hours before using this product.</li> <li>Rain or watering 6 to 8 hours after application will not wash away effectiveness.</li> <li>Apply 1 to 3 days after mowing.</li> <li>Certain hard-to-kill weeds may need to be spot-treated in 14 days.</li> <li>Do not apply to new lawns until the grass has reached a height of at least 2 inches.</li> <li>Bare spots may be seeded 3 to 4 weeks after application.</li> </ul>
HOW LAWN HERBICIDE JD CONCENTRATE WORKS	<p><b>LAWN HERBICIDE JD CONCENTRATE</b> is a selective herbicide - it selectively kills weeds in the lawn but won't harm the lawn itself. It is a blend of proven weed killers designed to get broadleaf weeds such as Dollarweed, Spurge and Oxalis.</p>



Do not allow people (other than applicator) or pets on treated area during application. People and pets may re-enter the treated area after it has dried.

CONTROLS [KILLS]				
	Annual yellow sweetclover	Cockle	Mugwort	Spiny amaranth
	Aster	Cocklebur	Musk thistle	Spiny cocklebur
	Austrian fieldcress	Common mullein	Mustard	Spiny sowthistle
	Bedstraw	Creeping Charlie	Narrowleaf plantain	Spotted catsear
	Beggarticks	Creeping Jenny	Narrowleaf vetch	Spotted spurge
	Betony, Florida	Cudweed	Nettle	Spurweed
	Bindweed, field	Curly dock	Orange hawkweed	Stinging nettle
	Bird vetch	Daisy, English	Oriental cocklebur	Strawberry, India mock
	Bitter wintercress	Daisy, fleabane	Oxalis	Tall nettle
	Bittercress, hairy	Daisy, oxeye	Parsley-piert	Tall vervain
	Bitterweed	Dandelion	Parsnip	Tansy mustard
	Black-eyed Susan	Dichondra	Pearlwort	Tanweed
	Black medic	Dogbane	Pennycress	Thistle
	Black mustard	Dogfennel	Pennywort	Trailing crownvetch
	Blackseed plantain	Dollarweed	Pepperweed	Tumble mustard
	Blessed thistle	Elderberry	Pigweed	Tumble pigweed
	Bloodflower milkweed	False dandelion	Pineywoods bedstraw	Velvetleaf
	Blue lettuce	False flax	Plains coreopsis (tickseed)	Venice mallow
	Blue vervain	False sunflower	Plantain	Virginia buttonweed
	Bracted plantain	Fiddleneck	Poison ivy	Virginia creeper
	Brassbuttons	Florida pusley	Poison oak	Virginia pepperweed
	Bristly oxtongue	Frenchweed	Pokeweed	Water pennywort
	Broadleaf dock	Galinsoga	Poorjoe	Wavyleaf bullthistle
	Broadleaf plantain	Goathead	Prairie sunflower	Western clematis
	Broomweed	Goldenrod	Prickly lettuce	Western salsify
	Buckhorn	Ground ivy	Prickly sida	White mustard
	Buckhorn plantain	Gumweed	Prostrate knotweed	Wild aster
	Bulbous buttercup	Hairy fleabane	Prostrate pigweed	Wild buckwheat
	Bull thistle	Hawkweed	Prostrate spurge	Wild carrot
	Bullnettle	Healall	Prostrate vervain	Wild four-o'clock
	Burclover	Heartleaf drymary	Puncturevine	Wild garlic
	Burdock	Heath aster	Purslane, common	Wild geranium
	Burning nettle	Hedge bindweed	Ragweed	Wild lettuce
	Burweed	Hedge mustard	Red sorrel	Wild marigold
	Buttercup	Hemp	Redroot pigweed	Wild mustard
	Buttonweed	Henbit	Redstem filaree	Wild onion
	Canada thistle	Hoary cress	Rough cinquefoil	Wild parsnip
	Carolina geranium	Hoary plantain	Rough fleabane	Wild radish
	Carpetweed	Hoary vervain	Russian pigweed	Wild rape
	Catchweed bedstraw	Horsenettle	Russian thistle	Wild strawberry
	Catnip	Jimsonweed	Scarlet pimpernel	Wild sweet potato
	Catsear	Knawel	Scotch thistle	Wild vetch
	Chickweed, common	Knotweed	Sheep sorrel	Woodsorrel
	Chickweed, mouseear	Kochia	Shepherdspurse	Wooly croton
	Chicory	Lambsquarters	Slender plantain	Woolly morningglory
	Cinquefoil	Lespedeza	Smallflower galinsoga	Woolly plantain
	Clover, crimson	Mallow	Smooth dock	Wormseed
	Clover, hop	Matchweed	Smooth pigweed	Yarrow
	Clover, red	Mexicanweed	Sorrel	Yellow rocket
	Clover, strawberry	Milk vetch	Sowthistle	Yellowflower pepperweed
	Clover, sweet	Momingglory	Spanishneedles	and other broadleaf
	Clover, white	Mouseear hawkweed	Speedwell	weeds

**PRECAUTIONARY STATEMENTS  
HAZARDS TO HUMANS AND DOMESTIC ANIMALS**

**CAUTION**

- Harmful if swallowed.
- Causes moderate eye irritation.
- Avoid contact with eyes, skin or clothing.
- When using this product, wear long-sleeved shirt, long pants, socks, shoes and rubber gloves.

After using this product:

- Rinse gloves before removing.
- Remove clothing and launder separately before reuse.
- Wash hands thoroughly with soap and water.
- If product gets on clothing, remove clothing as soon as possible and shower.

**FIRST AID**




IN CASE OF ACCIDENTAL...	IMMEDIATELY...
<b>IF SWALLOWED</b>	<ul style="list-style-type: none"> <li>• Call a poison control center or doctor immediately for treatment advice.</li> <li>• Have person sip a glass of water if able to swallow.</li> <li>• Do not induce vomiting unless told to do so by a poison control center or doctor.</li> <li>• Do not give anything to an unconscious person.</li> </ul>
<b>IF IN EYES</b>	<ul style="list-style-type: none"> <li>• Hold eye open and rinse slowly and gently with water for 15 to 20 minutes.</li> <li>• Remove contact lenses, if present, after the first 5 minutes, then continue rinsing eye.</li> <li>• Call a poison control center or doctor for treatment advice.</li> </ul>
<b>IF ON SKIN OR CLOTHING</b>	<ul style="list-style-type: none"> <li>• Take off contaminated clothing.</li> <li>• Rinse skin immediately with plenty of water for 15 to 20 minutes.</li> <li>• Call a poison control center or doctor for treatment advice.</li> </ul>
<b>IF INHALED</b>	<ul style="list-style-type: none"> <li>• Move person to fresh air.</li> <li>• If not breathing, call 911 or an ambulance, then give artificial respiration, preferably by mouth-to-mouth, if possible.</li> <li>• Call a poison control center or doctor for further treatment advice.</li> </ul>
<p><b>NOTE:</b> When calling poison control center, have this product label accessible. If seeking treatment at an emergency room or doctor's office, bring this product label to show medical personnel. You may call toll-free 877-229-3763 for medical emergency information.</p> <p>Active Ingredients: 7.59% 2,4-D, dimethylamine salt [CAS # 2008-39-1], 3.66% Mecoprop, dimethylamine salt [CAS # 32351-70-5], and 0.84% Dicamba, dimethylamine salt [CAS # 2300-66-5].</p>	

**ENVIRONMENTAL HAZARDS**

- This product is toxic to aquatic invertebrates. Do not apply directly to lakes, streams, rivers or ponds.
- Drift or runoff may harm aquatic invertebrates and non-target plants.
- Do not contaminate water when disposing of equipment washwaters. When cleaning equipment, do not pour the washwater on the ground; spray or drain over a large area away from wells and other water sources.

Most cases of groundwater contamination involving phenoxy herbicides such as 2,4-D and MCPP have been associated with mixing/loading and disposal sites. Caution should be exercised when handling 2,4-D and MCPP pesticides at such sites to prevent contamination of groundwater supplies. Use of closed systems for mixing and transferring this pesticide will reduce the probability of spills. Placement of the mixing/loading equipment on an impervious pad to contain spills will help prevent groundwater contamination.

9/15

<b>IMPORTANT: Directions for Storage and Disposal</b>	
Storage Conditions:	Store in original container out of the reach of children, preferably in a locked storage cabinet. Protect from freezing.
Disposal: 	<ul style="list-style-type: none"><li>• Do not reuse empty container.</li><li>• Rinse the empty product container thoroughly and disperse the rinse water on weeds as part of application.</li><li>• Place empty container in trash.</li></ul>
<b>Important:</b> It is best to use all of the product in accordance with label directions. If it is necessary to dispose of unused product, please follow any applicable state and local guidelines.	
<b>NOTICE:</b> Research and testing have determined that the "Directions For Use" are appropriate for the proper use of LAWN HERBICIDE JD CONCENTRATE under expected conditions. The Buyer assumes responsibility for lack of performance or safety if not used according to the directions.	

**\*Money Back Guarantee:** If you are not satisfied with this product, we will gladly refund your original purchase price.

**B-9558-1 09/20/01**

***Bayer Advanced***

A Business Unit of Bayer CropScience LP  
P.O. Box 12014, 2 T.W. Alexander Drive  
Research Triangle Park, North Carolina 27709

10/15

(Ready - To - Spray label)  
(FRONT PANEL)

# Lawn Herbicide JD Concentrate

- Effective Weed Protection
- Effective Broadleaf Weed Protection
- Effectively Protects Lawns from Broadleaf Weeds
- Kills All Major Broadleaf Weeds
- Kills Weeds - Won't Harm Lawns
- Kills to the Root
- Protects Against All Major Broadleaf Weeds
- Tough Weed Protection
- Weed Protection System
- Systemic
- 1 Quart treats up to 16,000 square feet
- Convenient MEASURE-UP™ Cup
- Kills Broadleaf weeds in St. Augustine & other Southern Lawns
- For St. Augustine & other Southern Lawns
- Kills Over 200 Broadleaf Weeds
- Won't Harm Your Lawn
- Rainproof in hours
- 100% Satisfaction Guaranteed\* (or your money back)

---

**ACTIVE INGREDIENTS:**

2,4-D, dimethylamine salt .....	7.59 %
Mecoprop, dimethylamine salt .....	3.66 %
Dicamba, dimethylamine salt .....	0.84 %

<b>OTHER INGREDIENTS:</b> .....	87.91 %
---------------------------------	---------

---

**Net Contents:** 16 fl. oz. (473 mL) or 24 fl. oz. (709 mL) or 32 fl. oz. (946 mL) or 1 Gal. (3.78 L)

**KEEP OUT OF REACH OF CHILDREN**  
**CAUTION**


**See Back Panel Booklet for Additional Ingredients and Precautionary Statements**

11/15

(BACK PANEL)

Lawn Herbicide JD Concentrate kills over 200 types of broadleaf weeds in St. Augustine and other Southern lawns. This special formula kills Dollarweed, Spurge, Oxalis and Dandelion without harming your lawn. Controlling weeds in your lawn has never been easier.

READ THE LABEL FIRST!

<b>QUICK FACTS</b>	
<ul style="list-style-type: none"> <li>• Kills over 200 broadleaf weeds</li> <li>• Won't harm your lawn</li> <li>• Treats up to 16,000 sq. ft.</li> </ul>	
<b>KILLS</b>	Over 200 broadleaf weeds such as Dollarweed, Spurge and Oxalis, Dandelion, Clover, Chickweed and other listed weeds
<b>WHERE TO USE</b>	On Lawns (Do not use on Carpetgrass, Dichondra or Floratam variety of St. Augustinegrass.)
<b>WHEN TO USE</b>	When weeds are actively growing
<b>HOW MUCH TO USE</b>	<p><b>Northern Lawns: Fescue, Kentucky Bluegrass, and Perennial Ryegrasses</b> and</p> <p><b>Hardy Southern Lawns: Bermuda, Buffalo and Zoysia grasses</b> One qt treats up to 8,000 sq. ft.</p> <p><b>Southern lawns: Bahia, Centipede and St. Augustinegrass grasses</b> One qt treats up to 16,000 sq. ft.</p> <p>No measuring needed. Dilutes automatically.</p>
	For questions or comments, call toll-free 1-877 BayerAL or visit us on-line at <a href="http://www.BayerAdvanced.com">www.BayerAdvanced.com</a>

FOR OUTDOOR RESIDENTIAL USE ONLY

ACTIVE INGREDIENTS:

2,4-D, dimethylamine salt .....	7.59 %
Mecoprop, dimethylamine salt .....	3.66 %
Dicamba, dimethylamine salt .....	0.84 %

<b>OTHER INGREDIENTS*:</b> .....	<b>87.91 %</b>
	100.00 %

\* Other ingredients include: Water and surfactants (to keep the active ingredients dispersed in water).

THIS PRODUCT CONTAINS:


6.30% .....	2,4-D acid equivalent
3.02% .....	Mecoprop acid equivalent
0.69% .....	Dicamba acid equivalent
Isomer specific by AOAC Method	

EPA Reg. No. 72155-4

EPA Est. No. \_-AA-\_

<b>DIRECTIONS FOR USE</b>	
It is a violation of Federal Law to use this product in a manner inconsistent with its labeling. For best results, read and follow all label directions.	
<b>BEFORE YOU USE</b> Read and follow directions when using.	<ul style="list-style-type: none"> <li>• Do not apply near lakes, streams, rivers or ponds.</li> <li>• Spray when most of the day is expected to remain cooler than 90° F.</li> <li>• Avoid drift of spray mist onto vegetables, flowers, ornamental plants, shrubs, trees and other desirable plants. Apply when wind is calm.</li> <li>• The maximum number of broadcast applications per treatment site is two per year.</li> </ul>
<b>HOW TO USE</b>  <b>Shake Well Before Use</b>	<ul style="list-style-type: none"> <li>• Determine amount of product to use based on grass type and size of area to be treated. See How Much To Use section of Quick Facts Box.</li> <li>• Prepare and apply product according to the following section, How To Attach and Spray.</li> </ul>
<b>HOW TO ATTACH &amp; SPRAY</b>	<p>This product is ready to spray. Just attach the bottle to your garden hose according to the following directions. Water automatically mixes with the concentrate as you spray.</p> <ol style="list-style-type: none"> <li>1. Connect your garden hose to the bottle. Be sure the blue water control valve on top of the spray nozzle is in the OFF position.</li> <li>2. Turn on water at faucet. Twist the small, star-shaped, blue product-control button to align the flat portion with the lock tab. Push the button in to open.</li> <li>3. To begin spraying, point nozzle toward the area to be treated and turn the blue water control valve to the ON position. Tab will be horizontal.</li> <li>4. To stop spraying, turn the blue water control valve on top of the spray nozzle to OFF. To close, push in the small round button opposite the star-shaped product-control button. Turn off faucet.</li> <li>5. The unused portion can be saved and used at a later date.</li> </ol>

<b>TIPS FOR APPLYING</b>	
<b>HOW TO APPLY</b>	<ol style="list-style-type: none"> <li>1. Extend hose to the farthest area to be treated and work back toward the faucet to avoid walking over wet, treated grass.</li> <li>2. Walk at a steady pace while spraying, using an even sweeping motion, slightly overlapping the treated areas.</li> </ol>
<b>FOR BEST RESULTS</b>	<ul style="list-style-type: none"> <li>• Apply when weeds are young and actively growing.</li> <li>• If the lawn is dry, water 24 hours before using this product.</li> <li>• Rain or watering 6 to 8 hours after application will not wash away effectiveness.</li> <li>• Apply 1 to 3 days after mowing.</li> <li>• Certain hard-to-kill weeds may need to be spot-treated in 14 days.</li> <li>• Do not apply to new lawns until the grass has reached a height of at least 2 inches.</li> <li>• Bare spots may be seeded 3 to 4 weeks after application.</li> </ul>
<b>HOW LAWN HERBICIDE JD CONCENTRATE WORKS</b>	<b>LAWN HERBICIDE JD CONCENTRATE</b> is a selective herbicide - it selectively kills weeds in the lawn but won't harm the lawn itself. It is a blend of proven weed killers designed to get broadleaf weeds such as Dollarweed, Spurge and Oxalis.

	Do not allow people (other than applicator) or pets on treated area during application. People and pets may re-enter the treated area after it has dried.
---	--

CONTROLS [KILLS]				
	Annual yellow sweetclover	Cockle	Mugwort	Spiny amaranth
	Aster	Cocklebur	Musk thistle	Spiny cocklebur
	Austrian fieldcress	Common mullein	Mustard	Spiny sowthistle
	Bedstraw	Creeping Charlie	Narrowleaf plantain	Spotted catsear
	Beggarticks	Creeping Jenny	Narrowleaf vetch	Spotted spurge
	Betony, Florida	Cudweed	Nettle	Spurweed
	Bindweed, field	Curly dock	Orange hawkweed	Stinging nettle
	Bird vetch	Daisy, English	Oriental cocklebur	Strawberry, India mock
	Bitter wintercress	Daisy, fleabane	Oxalis	Tall nettle
	Bittercress, hairy	Daisy, oxeye	Parsley-piert	Tall vervain
	Bitterweed	Dandelion	Parsnip	Tansy mustard
	Black-eyed Susan	Dichondra	Pearlwort	Tanweed
	Black medic	Dogbane	Pennycress	Thistle
	Black mustard	Dogfennel	Pennywort	Trailing crownvetch
	Blackseed plantain	Dollarweed	Pepperweed	Tumble mustard
	Blessed thistle	Elderberry	Pigweed	Tumble pigweed
	Bloodflower milkweed	False dandelion	Pineywoods bedstraw	Velvetleaf
	Blue lettuce	False flax	Plains coreopsis (tickseed)	Venice mallow
	Blue vervain	False sunflower	Plantain	Virginia buttonweed
	Bracted plantain	Fiddleneck	Poison ivy	Virginia creeper
	Brassbuttons	Florida pusley	Poison oak	Virginia pepperweed
	Bristly oxtongue	Frenchweed	Pokeweed	Water pennywort
	Broadleaf dock	Galinsoga	Poorjoe	Wavyleaf bullthistle
	Broadleaf plantain	Goathead	Prairie sunflower	Western clematis
	Broomweed	Goldenrod	Prickly lettuce	Western salsify
	Buckhorn	Ground ivy	Prickly sida	White mustard
	Buckhorn plantain	Gumweed	Prostrate knotweed	Wild aster
	Bulbous buttercup	Hairy fleabane	Prostrate pigweed	Wild buckwheat
	Bull thistle	Hawkweed	Prostrate spurge	Wild carrot
	Bullnettle	Healall	Prostrate vervain	Wild four-o'clock
	Burdover	Heartleaf drymary	Puncturevine	Wild garlic
	Burdock	Heath aster	Purslane, common	Wild geranium
	Burning nettle	Hedge bindweed	Ragweed	Wild lettuce
	Burweed	Hedge mustard	Red sorrel	Wild marigold
	Buttercup	Hemp	Redroot pigweed	Wild mustard
	Buttonweed	Henbit	Redstem filaree	Wild onion
	Canada thistle	Hoary cress	Rough cinquefoil	Wild parsnip
	Carolina geranium	Hoary plantain	Rough fleabane	Wild radish
	Carpetweed	Hoary vervain	Russian pigweed	Wild rape
	Catchweed bedstraw	Horsenettle	Russian thistle	Wild strawberry
	Catnip	Jimsonweed	Scarlet pimpernel	Wild sweet potato
	Catsear	Knawel	Scotch thistle	Wild vetch
	Chickweed, common	Knotweed	Sheep sorrel	Woodsorrel
	Chickweed, mouseear	Kochia	Shepherdspurse	Wooly croton
	Chicory	Lambsquarters	Slender plantain	Woolly morningglory
	Cinquefoil	Lespedeza	Smallflower galinsoga	Woolly plantain
	Clover, crimson	Mallow	Smooth dock	Wormseed
	Clover, hop	Matchweed	Smooth pigweed	Yarrow
	Clover, red	Mexicanweed	Sorrel	Yellow rocket
	Clover, strawberry	Milk vetch	Sowthistle	Yellowflower pepperweed
	Clover, sweet	Morningglory	Spanishneedles	and other broadleaf
	Clover, white	Mouseear hawkweed	Speedwell	weeds

**PRECAUTIONARY STATEMENTS  
HAZARDS TO HUMANS AND DOMESTIC ANIMALS**

**CAUTION**

- Harmful if swallowed.
- Causes moderate eye irritation.
- Avoid contact with eyes, skin or clothing.
- When using this product, wear long-sleeved shirt, long pants, socks, shoes and rubber gloves.

After using this product:

- Rinse gloves before removing.
- Remove clothing and launder separately before reuse.
- Wash hands thoroughly with soap and water.
- If product gets on clothing, remove clothing as soon as possible and shower.


**FIRST AID +**

IN CASE OF ACCIDENTAL...	IMMEDIATELY...
<b>IF SWALLOWED</b>	<ul style="list-style-type: none"> <li>• Call a poison control center or doctor immediately for treatment advice.</li> <li>• Have person sip a glass of water if able to swallow.</li> <li>• Do not induce vomiting unless told to do so by a poison control center or doctor.</li> <li>• Do not give anything to an unconscious person.</li> </ul>
<b>IF IN EYES</b>	<ul style="list-style-type: none"> <li>• Hold eye open and rinse slowly and gently with water for 15 to 20 minutes.</li> <li>• Remove contact lenses, if present, after the first 5 minutes, then continue rinsing eye.</li> <li>• Call a poison control center or doctor for treatment advice.</li> </ul>
<b>IF ON SKIN OR CLOTHING</b>	<ul style="list-style-type: none"> <li>• Take off contaminated clothing.</li> <li>• Rinse skin immediately with plenty of water for 15 to 20 minutes.</li> <li>• Call a poison control center or doctor for treatment advice.</li> </ul>
<b>IF INHALED</b>	<ul style="list-style-type: none"> <li>• Move person to fresh air.</li> <li>• If not breathing, call 911 or an ambulance, then give artificial respiration, preferably by mouth-to-mouth, if possible.</li> <li>• Call a poison control center or doctor for further treatment advice.</li> </ul>
<p><b>NOTE:</b> When calling poison control center, have this product label accessible. If seeking treatment at an emergency room or doctor's office, bring this product label to show medical personnel. You may call toll-free 877-229-3763 for medical emergency information.</p> <p>Active Ingredients: 7.59% 2,4-D, dimethylamine salt [CAS # 2008-39-1], 3.66% Mecoprop, dimethylamine salt [CAS # 32351-70-5], and 0.84% Dicamba, dimethylamine salt [CAS # 2300-66-5].</p>	

**ENVIRONMENTAL HAZARDS**

<ul style="list-style-type: none"> <li>• This product is toxic to aquatic invertebrates. Do not apply directly to lakes, streams, rivers or ponds.</li> <li>• Drift or runoff may harm aquatic invertebrates and non-target plants.</li> <li>• Do not contaminate water when disposing of equipment washwaters.</li> </ul>
--

**IMPORTANT: Directions for Storage and Disposal**

Storage Conditions:	Store in original container out of the reach of children, preferably in a locked storage cabinet. Protect from freezing.
Disposal:	<div>  <ul style="list-style-type: none"> <li>• Do not reuse empty container.</li> <li>• Securely wrap original container in several layers of newspaper and discard in trash</li> <li>• Place empty container in trash.</li> </ul> </div>
<p><b>Important:</b> It is best to use all of the product in accordance with label directions. If it is necessary to dispose of unused product, please follow any applicable state and local guidelines.</p>	

**NOTICE:** Research and testing have determined that the "Directions For Use" are appropriate for the proper use of LAWN HERBICIDE JD CONCENTRATE under expected conditions. The Buyer assumes responsibility for lack of performance or safety if not used according to the directions.

**\*Money Back Guarantee:** If you are not satisfied with this product, we will gladly refund your original purchase price.

**B-9558-2 09/20/01**

***Bayer Advanced***

A Business Unit of Bayer CropScience LP  
P.O. Box 12014, 2 T.W. Alexander Drive  
Research Triangle Park, North Carolina 27709

Lawn Herbicide JD Concentrate (MASTER) Approved 09/20/01, Notification 03/28/06