



72155-1

8-7-2006

1/8

Form Approved. OMB No. 2070-0060



United States  
Environmental Protection Agency  
Washington, DC 20460

<input type="checkbox"/>	Registration
<input type="checkbox"/>	Amendment
<input checked="" type="checkbox"/>	Other

OPP Identifier Number

### Application for Pesticide - Section I

1. Company/Product Number 72155-1	2. EPA Product Manager JoAnne Miller	3. Proposed Classification <input type="checkbox"/> None <input type="checkbox"/> Restricted
4. Company/Product (Name) Herbicide 3D RTU	PM# 23	
5. Name and Address of Applicant (Include ZIP Code) Bayer Advanced 2 T W Alexander Drive Research Triangle Park NC 27709 <input type="checkbox"/> Check if this is a new address	6. Expedited Review. In accordance with FIFRA Section 3(c)(3) (b)(i), my product is similar or identical in composition and labeling to: EPA Reg. No. _____ Product Name <u>3D RTU</u>	

### Section - II

<input type="checkbox"/> Amendment - Explain below.	<input type="checkbox"/> Final printed labels in response to Agency letter dated _____	<b>NOTIFICATION</b>  AUG 07 2006
<input type="checkbox"/> Resubmission in response to Agency letter dated _____	<input type="checkbox"/> "Me Too" Application.	
<input checked="" type="checkbox"/> Notification - Explain below.	<input type="checkbox"/> Other - Explain below.	

Explanation: Use additional page(s) if necessary. (For section I and Section II.)

See Attached

### Section - III

1. Material This Product Will Be Packaged In:						2. Type of Container	
Child-Resistant Packaging <input type="checkbox"/> Yes <input type="checkbox"/> No	Unit Packaging <input type="checkbox"/> Yes <input type="checkbox"/> No	Water Soluble Packaging <input type="checkbox"/> Yes <input type="checkbox"/> No		<input type="checkbox"/> Metal <input type="checkbox"/> Plastic <input type="checkbox"/> Glass <input type="checkbox"/> Paper <input type="checkbox"/> Other (Specify) _____			
* Certification must be submitted		If "Yes" Unit Packaging wgt.	No. per container				
3. Location of Net Contents Information <input type="checkbox"/> Label <input type="checkbox"/> Container		4. Size(s) Retail Container		5. Location of Label Directions <input type="checkbox"/>			
6. Manner in Which Label is Affixed to Product <input type="checkbox"/> Lithograph <input type="checkbox"/> Paper glued <input type="checkbox"/> Stenciled				Other _____			

### Section - IV

1. Contact Point (Complete items directly below for identification of individual to be contacted, if necessary, to process this application.)					
Name Robyn Kneen		Title Registration Manager		Telephone No. (Include Area Code) 919-549-2412	
Certification I certify that the statements I have made on this form and all attachments thereto are true, accurate and complete. I acknowledge that any knowingly false or misleading statement may be punishable by fine or imprisonment or both under applicable law.					6. Data Application Received (Stamped)
2. Signature 		3. Title Registrations Manager			
4. Typed Name Robyn Kneen		5. Date 07/25/2006			

2/8

Lawn Herbicide 3D RTU  
EPA Reg. No. 72155-1  
July 25, 2006

Page 1 of 1

NOTIFICATION

AUG 07 2006

## Section II - Explanation

With this application Bayer Advanced is submitting a **Notification** of 3 changes to the label for **Lawn Herbicide 3D RTU**, EPA Reg No. 72155-1.

1, Per PR Notice 98-10 we are Notifying the Agency of the addition of some packaging related instructions. The use of the packaging does not result in any changes to the application rate or method, or exposure.

2, A 1.3 gallon package size has been added

3, The contact information has been updated.

Enclosed is 1 copy of the updated product label.

This notification is consistent with the provisions of PR Notice 98-10 and with EPA regulations at 40 CFR 152.46, and no other changes have been made to the labeling or the confidential statement of formula of this product. I understand that it is a violation of 18 U.S.C. Sec. 1001 to willfully make any false statement to EPA. I further understand that if this notification is not consistent with the terms of PR Notices 98-10 or 40 CFR 152.46, this product may be in violation of FIFRA and I may be subject to enforcement action and penalties under sections 12 and 14 of FIFRA.

3/8

(FRONT PANEL)

NOTIFICATION

AUG 07 2006

# Herbicide 3D RTU

- Kills listed weeds
- Kills hard-to-control weeds
- All-in-one lawn weed killer
- Gets the root
- Kills over 200 types of weeds
- Kills 200+ weeds
- Systemic
- Kills weeds not lawns
- Won't harm lawns
- Kills tough weeds like ground ivy, chickweed, clover and nutgrass
- Kills both broadleaf and grassy weeds
- 2 types of weeds One solution!
- Kills dandelions, crabgrass, clover, plus other listed weeds
- Kills dandelions, clover & nutgrass
- Kills Broadleaf and Grassy weeds in one step
- Won't Harm Your Lawn
- Won't harm lawns
- Contains SmartTrack™, a non-staining marker that indicates where you've sprayed
- Kills lawn weeds plus crabgrass in one step
- Rainproof in hours
- 100% Satisfaction guaranteed.
- Kills Even Tough Weeds – Root & All
- Rainproof in 1 Hour
- Smart Track™ Marker Shows Treated Weeds

**ACTIVE INGREDIENTS:**

Monosodium acid methanearsonate .....	0.36 %
2,4-D, dimethylamine salt .....	0.12 %
Mecoprop-p, dimethylamine salt .....	0.06 %
Dicamba, dimethylamine salt .....	0.02 %

**OTHER INGREDIENTS:** ..... 99.44 %

**THIS PRODUCT CONTAINS:**

Total Arsenic (as elemental) all in water soluble form 0.17%.

0.10 % ..... 2,4-D acid equivalent

0.05 % ..... mecoprop-p acid equivalent

0.02 % ..... dicamba acid equivalent

Isomer Specific by AOAC Method.

**Net Contents:** 16 fl. oz. (473 mL) or 24 fl. oz. (709 mL) or 1 Gal. (3.78 L) or 1.3 gal (4.91 L)

**KEEP OUT OF REACH OF CHILDREN**

**CAUTION**

See Back Panel Booklet for Additional Ingredients and Precautionary Statements

4/8

**(BACK PANEL)**

Herbicide 3D RTU kills both broadleaf and grassy weeds in one step. This convenient formula kills Dandelion, Chickweeds, Clovers, Crabgrass and Nutgrass/Nutsedge without harming your lawn. Controlling weeds in your lawn has never been easier.

Herbicide 3D RTU kills hard to control weeds in one step. This convenient formula kills grassy weeds such as Nutgrass/Nutsedge and broadleaf weeds such as Ground Ivy, Chickweeds and Clovers without harming your lawn. Controlling weeds in your lawn has never been easier.

**READ THE LABEL FIRST!**

**[For 1 gallon]**

**ATTACH SPRAYER:** Remove sprayer from bottle and extend hose. Open flip-cap on bottle. Insert hose and plug into flip-cap opening until it snaps into place.

**SPRAY:** Adjust nozzle to stream or spray position. Point sprayer downward and squeeze trigger repeatedly until liquid is released.

**AFTER USE:** Turn sprayer nozzle to X (off) position. Do not unplug hose. Return sprayer to bottle. Sprayer will snap into place.

**[For 1.3 gallon]**

**HOW TO ATTACH SPRAYER TO BOTTLE:** Remove Power Sprayer and hose from side carrier. Replace bottle cap with cap attached to Power Sprayer hose.


**PREPARE TO SPRAY:** Point Sprayer away from body. Adjust nozzle to desired setting. Do not turn past "X" position. Slide safety switch of ON position.

**SPRAY:** Squeeze trigger to dispense product. Sprayer may require several seconds to prime before spraying.

**AFTER USE:** Slide safety switch to LOCK position. Return Power Sprayer to side carrier for storage.

**4AA Batteries Included:** For important battery information- see booklet

**PROPER USE OF BATTERIES:** Never mix old batteries with new. Do not mix Alkaline with Standard (carbon zinc) or rechargeable (nickel cadmium) batteries. When replacing batteries, follow diagram inside battery compartment that is located at the bottom of the sprayer. When storing sprayer at end of season, remove batteries to prevent leakage. Follow manufacturer's recommendations for disposal of batteries.

QUICK FACTS	
<ul style="list-style-type: none"> <li>• Kills Broadleaf AND Grassy Weeds</li> <li>• Non-Staining Marker Indicates Where You've Sprayed</li> <li>• Kills weeds not lawns</li> <li>• Kills the Weed, Root and All</li> </ul>	
<b>KILLS</b>	Broadleaf Weeds: Dandelion, Chickweeds and Clovers Grassy Weeds: Crabgrass, Nutgrass/Nutsedge (and other listed broadleaf and grassyweeds)
<b>WHERE TO USE</b>	On Lawns (NOT for use on St. Augustine [including Floratam], Bahia, Bentgrass, Carpetgrass, Centipedegrass, or Dichondra).
<b>WHEN TO USE</b>	When weeds are actively growing
	For questions or comments, call toll-free 1-877 BayerAG (1-877-229-3724) or visit us on-line at <a href="http://www.BayerAdvanced.com">www.BayerAdvanced.com</a>

**FOR OUTDOOR RESIDENTIAL USE ONLY**

**ACTIVE INGREDIENTS:**

Monosodium acid methanearsonate .....	0.36 %
2,4-D, dimethylamine salt .....	0.12 %
Mecoprop-p, dimethylamine salt .....	0.06 %
Dicamba, dimethylamine salt .....	0.02 %
<b>OTHER INGREDIENTS*:</b> .....	<u>99.44 %</u>
	100.00 %

\* Other ingredients include: Water, suspending aids (to keep the active ingredients dispersed in water), surfactants (to keep the active ingredients dispersed in water), pigment (non-staining marker), antifoam, and preservative

**THIS PRODUCT CONTAINS:**

Total Arsenic (as elemental) all in water soluble form 0.17%.

0.10 % .....	2,4-D acid equivalent
0.05 % .....	mecoprop-p acid equivalent
0.02 % .....	dicamba acid equivalent

Isomer Specific by AOAC Method.


EPA Reg. No. 72155-1


EPA Est. No XXXX-AA-XX

<b>DIRECTIONS FOR USE</b>	
It is a violation of Federal Law to use this product in a manner inconsistent with its labeling. For best results, read and follow all label directions.	
<b>BEFORE YOU USE</b> Read and follow directions when using.	<ul style="list-style-type: none"> <li>• Do not apply near lakes, streams, rivers or ponds.</li> <li>• Avoid drift of spray mist onto vegetables, flowers, ornamental plants, shrubs, trees and other desirable plants.</li> <li>• Apply when wind is calm.</li> <li>• Spray when most of the day is expected to remain cooler than;               <ul style="list-style-type: none"> <li>• 85° F. – Buffalograss, Kentucky Bluegrass, Perennial Ryegrass, and Fescue</li> <li>• 90° F. – Bermuda, and Zoysia</li> </ul> </li> </ul>
<b>HOW TO APPLY</b> Shake well before use.	<ul style="list-style-type: none"> <li>• Adjust spray nozzle to give a coarse spray.</li> <li>• Hold sprayer about 12 inches from weed.</li> <li>• Aim at center of weed.</li> <li>• Non-Staining marker indicates where product was applied.</li> </ul>
<b>REFILL</b>	To this empty container (24 fl. oz.), add 5 tsp. of Lawn Herbicide 3D Concentrate or 7 tsp. of Lawn Herbicide 3D-40 Concentrate, then fill with water very slowly to avoid foaming. Refill does not contain non-staining marker.
<b>FOR BEST RESULTS</b>	<ul style="list-style-type: none"> <li>• Apply when weeds are young and actively growing.</li> <li>• If the lawn is dry, water 24 hours before using this product.</li> <li>• Rain or watering 6 to 8 hours after application will not wash away effectiveness.</li> <li>• Apply 1 to 3 days after mowing</li> <li>• Certain hard-to-kill weeds may need to be retreated in 14 days.</li> <li>• Bare spots may be seeded 3 to 4 weeks after application.</li> <li>• Do not apply to new lawns until the grass has reached a height of at least 2 inches.</li> </ul>
<b>HOW HERBICIDE 3D RTU WORKS</b>	HERBICIDE 3D RTU is a <i>selective</i> herbicide – it <i>selectively</i> kills weeds in the lawn but won't harm the lawn itself. It is a blend of proven weed killers designed to get broadleaf weeds such as dandelion, clover and chickweed and grassy weeds such as crabgrass and nutgrass/nutsedge.

6/8

<p><b>KILLS</b></p>	<p>Annual yellow sweetclover Aster Austrian fieldcress Barnyardgrass Bedstraw Beggarticks Betony, Florida Bindweed, field Bird vetch Bitter wintercress Bittercress, hairy Bitterweed Black-eyed Susan Black medic Black mustard Blackseed plantain Blessed thistle Bloodflower milkweed Blue lettuce Blue vervain Bracted plantain Brassbuttons Bristly oxtongue Broadleaf dock Broadleaf plantain Broomweed Buckhorn Buckhorn plantain Bulbous buttercup Bull thistle Bullnettle Burclover Burdock Burning nettle Burweed Buttercup Buttonweed Canada thistle Carolina geranium Carpetweed Catchweed bedstraw Catnip Catsear Chickweed, common Chickweed, mouseear Chicory Cinquefoil Clover, crimson Clover, hop Clover, red Clover, strawberry Clover, sweet Clover, white Cockle Cocklebur</p>	<p>Common mullein Crabgrass Creeping charlie Creeping jenny Cudweed Curly dock Daisy, English Daisy, fleabane Daisy, oxeye Dallisgrass Dandelion Dichondra Dogbane Dogfennel Dollarweed Elderberry False dandelion False flax False sunflower Fiddleneck Florida pusley Foxtail Frenchweed Galinsoga Goathead Goldenrod Goosegrass Ground ivy Gumweed Hairy fleabane Hawkweed Healall Heartleaf drymary Heathaster Hedge bindweed Hedge mustard Hemp Henbit Hoary cress Hoary plantain Hoary vervain Horsenettle Jimsonweed Johnsongrass Knapweed Knotweed Kochia Lambsquarters Lespedeza Mallow Matchweed Mexicanweed Milk vetch Morningglory Mouseear, hawkweed</p>	<p>Mugwort Musk thistle Mustard Narrowleaf plantain Narrowleaf vetch Nettle Nutgrass/Nutsedge Orange hawkweed Oriental cocklebur Oxalis Parsley-piert Parsnip Pearlwort Pennycress Pennywort Peppergrass Pepperweed Pigweed Pineywoods, bedstraw Plains coreopsis, (tickseed) Plantain Poison ivy Poison oak Pokeweed Poojoe Prairie sunflower Prickly lettuce Prickly sida Prostrate knotweed Prostrate pigweed Prostrate spurge Prostrate vervain Puncturevine Purslane, common Ragweed Red sorrel Redroot pigweed Redstem filaree Rough cinquefoil Rough fleabane Russian pigweed Russian thistle Sandbur Scarlet pimpernel Scotch thistle Sheep sorrel Shepherdspurse Slender plantain Smallflower galinsoga Smooth dock Smooth pigweed Sorrel Sowthistle Spanishneedles</p>	<p>Speedwell Spiny amaranth Spiny cocklebur Spiny sowthistle Spotted catsear Spotted spurge Spurweed Stinging nettle Strawberry, India mock Tall nettle Tall vervain Tansy mustard Tansy ragwort Tanweed Thistle Trailing crownvetch Tumble mustard Tumble pigweed Velvetleaf Venice mallow Virginia buttonweed Virginia creeper Virginia pepperweed Water pennywort Wavyleaf bulthistle Western clematis Western salsify White mustard Wild aster Wild buckwheat Wild carrot Wild four-o'clock Wild garlic Wild geranium Wild lettuce Wild marigold Wild mustard Wild onion Wild parsnip Wild radish Wild rape Wild strawberry Wild sweet potato Wild vetch Woodsorrel Woolly croton Woolly morningglory Woolly plantain Wormseed Yarrow Yellow rocket Yellowflower pepperweed and other broadleaf weeds</p>
---------------------	---	---	--	---

	<p>Children and pets may re-enter the treated area after it has dried.</p>
---	--

<b>Important – Directions for Storage and Disposal</b>	
<p><b>Storage Conditions</b></p>	<p>Store in original container in a cool, dry place, out of the reach of children, preferably a locked storage cabinet. Protect from freezing.</p>
<p><b>Disposal</b></p> 	<p><b>If empty:</b></p> <ul style="list-style-type: none"> <li>Do not reuse container, except to refill with Bayer Advanced All-In-One Weed Killer for Lawns Concentrate.</li> <li>Place empty container in trash or offer for recycling if available.</li> </ul> <p><b>If partly filled:</b></p> <ul style="list-style-type: none"> <li>Call your local solid waste agency or toll free 1-877-229-3724 for disposal instructions.</li> <li>Never place unused product down any indoor or outdoor drain.</li> </ul>

<b>PRECAUTIONARY STATEMENTS HAZARDS TO HUMANS AND DOMESTIC ANIMALS</b>	
<p><b>CAUTION</b></p> <ul style="list-style-type: none"> <li>Causes moderate eye irritation.</li> <li>Avoid contact with eyes, skin, or clothing.</li> <li>When using this product, wear long-sleeved shirt, long pants, socks, shoes, and rubber gloves.</li> </ul> <p>After using this product:</p> <ul style="list-style-type: none"> <li>Rinse gloves before removing and wash hands.</li> <li>If product gets on clothing, remove clothing as soon as possible and launder clothing separately before reuse.</li> </ul>	

<b>FIRST AID +</b>	
<b>IN CASE OF ACCIDENTAL...</b>	<b>IMMEDIATELY...</b>
Swallowing	<ul style="list-style-type: none"> <li>Call a poison control center or doctor immediately for treatment advice.</li> <li>Have person sip a glass of water if able to swallow.</li> <li>Do not induce vomiting unless told to do so by a poison control center or doctor.</li> <li>Do not give anything by mouth to an unconscious person.</li> </ul>
Contact with eyes	<ul style="list-style-type: none"> <li>Hold eye open and rinse slowly and gently with water for 15 to 20 minutes.</li> <li>Remove contact lenses, if present, after the first 5 minutes, then continue rinsing eye.</li> <li>Call a poison control center or doctor for treatment advice.</li> </ul>
<p><b>NOTE:</b> When calling poison control center, have this product label accessible. If seeking treatment at an emergency room or doctor's office, bring this product label to show medical personnel. You may call toll-free 877-229-3763 for medical emergency information.  Active Ingredients: 0.36 % Monosodium acid methanearsonate [CAS # 2163-80-6], 0.12% 2,4-D, dimethylamine salt [CAS # 2008-39-1], 0.06% Mecoprop-p, dimethylamine salt single isomer [CAS # 66423-09-4], and 0.02% Dicamba, dimethylamine salt [CAS # 2300-66-5].</p>	

<b>ENVIRONMENTAL HAZARDS</b>
<p>This product is toxic to aquatic invertebrates.  Drift or runoff may harm fish and plants.  Do not apply directly to water.</p>

RTU under expected conditions. The Buyer assumes responsibility for lack of performance or safety if not used according to the directions.

**Money Back Guarantee:** If you are not satisfied with this product, we will gladly refund your original purchase price.

***Bayer Advanced***

**A Business Unit of Bayer CropScience LP  
P.O. Box 12014, 2 T.W. Alexander Drive  
Research Triangle Park, North Carolina 27709**

Herbicide 3D RTU (MASTER) Approved 10/17/01, Notification 06/20/06, Notification 07/25/06