

72112-1

3/19/2010

1/16



UNITED STATES ENVIRONMENTAL PROTECTION AGENCY
WASHINGTON, D.C. 20460

OFFICE OF
PREVENTION, PESTICIDES AND
TOXIC SUBSTANCES

Mr. Ross Gilbert
Prokoz Inc.
C/O Pyxis Regulatory Consulting, Inc
4110 136th St. NW
Gig Harbor, WA 98332

MAR 19 2010

Subject: Label Notification(s) for Pesticide Registration Notice 2007-4

Dear Registrant:

The Agency is in receipt of your Application(s) for Pesticide Notification under Pesticide Registration Notice (PRN) 2007-4 dated February 22, 2010 for:

EPA Registration 72112-1 Transom 50 WSB

The Registration Division (RD) has conducted a review of this request for applicability under PRN 2007-4 and finds that the label change(s) requested falls within the scope of PRN-2007-4. The label has been date-stamped "Notification" and will be placed in our records.

Please be reminded that 40 CFR Part 156.140(a)(4) requires that a batch code, lot number, or other code identifying the batch of the pesticide distributed and sold be placed on nonrefillable containers. The code may appear either on the label (and can be added by non-notification/PR Notice 98-10) or durably marked on the container itself.

If you have any questions, please contact me directly at 703-305-6249 or Banza Djapao of my staff at 703-305-7269.

Sincerely,

Linda Arrington
Notifications & Minor Formulations Team Leader
Registration Division (7505P)
Office of Pesticide Programs

2/16



United States
Environmental Protection Agency
 Washington, DC 20460

Registration
 Amendment
 Other

OPP Identifier Number

Application for Pesticide - Section I

1. Company/Product Number 72112-1	2. EPA Product Manager M. Waller	3. Proposed Classification <input checked="" type="checkbox"/> None <input type="checkbox"/> Restricted
4. Company/Product (Name) PROKOZ, Inc. / Transom 50 WSB	PM# 21	
5. Name and Address of Applicant (Include ZIP Code) PROKOZ, Inc. c/o Pyxis Regulatory Consulting, Inc. 4110 136th St. NW Gig Harbor, WA 98332 <input type="checkbox"/> Check if this is a new address	6. Expedited Review. In accordance with FIFRA Section 3(c)(3)(b)(i), my product is similar or identical in composition and labeling to: EPA Reg. No. _____ Product Name _____	

Section - II

Amendment - Explain below. Final printed labels in response to Agency letter dated _____

Resubmission in response to Agency letter dated _____ "Me Too" Application. **NOTIFICATION**

Notification - Explain below. Other - Explain below. **MAR 19 2010**

Explanation: Use additional page(s) if necessary. (For section I and Section II.)

Notification of label change per PR Notice 2007-4. This notification is consistent with the guidance in PR Notice 2007-4 and the requirements of EPA's regulations at 40 CFR 156.10, 156.140, 156.144, 156.146, and 156.156. No other changes have been made to the labeling or the Confidential Statement of Formula for this product. I understand that it is a violation of 18 U.S.C. Sec. 1001 to willfully make any false statement to EPA. I further understand that if the amended label is not consistent with the requirements of 40 CFR 156.10, 156.140, 156.144, 156.146, and 156.156, this product may be in violation of FIFRA and I may be subject to enforcement action and penalties under sections 12 and 14 of FIFRA.

Section - III

1. Material This Product Will Be Packaged In:

Child-Resistant Packaging <input type="checkbox"/> Yes <input checked="" type="checkbox"/> No	Unit Packaging <input type="checkbox"/> Yes <input checked="" type="checkbox"/> No	Water Soluble Packaging <input checked="" type="checkbox"/> Yes <input type="checkbox"/> No	2. Type of Container <input type="checkbox"/> Metal <input checked="" type="checkbox"/> Plastic <input type="checkbox"/> Glass <input type="checkbox"/> Paper <input type="checkbox"/> Other (Specify) _____
* Certification must be submitted		If "Yes" Unit Packaging wgt. No. per container	If "Yes" Package wgt. No. per container
		8 oz.	4

3. Location of Net Contents Information
 Label Container

4. Size(s) Retail Container
4 x 8 oz. WSB

5. Location of Label Directions
 On Label On Labeling accompanying product

6. Manner in Which Label is Affixed to Product
 Lithograph Paper, glued, Stenciled Other _____

Section - IV

1. Contact Point (Complete items directly below for identification of individual to be contacted, if necessary, to process this application.)

Name Ross Gilbert	Title Agent	Telephone No. (Include Area Code) (253) 853-7369
----------------------	----------------	---

Certification
 I certify that the statements I have made on this form and all attachments thereto are true, accurate and complete. I acknowledge that any knowingly false or misleading statement may be punishable by fine or imprisonment or both under applicable law.

2. Signature 	3. Title Agent	6. Date Application Received (Stamped)
4. Typed Name Ross Gilbert	5. Date 2/22/10	

PYXIS REGULATORY CONSULTING, INC.

4110 136th St. NW
Gig Harbor, WA 98332

Phone: 253-853-7369
Fax: 253-853-5516
www.PyxisRC.com

3/16

February 22, 2010

COURIER DELIVERY

Mary Waller (PM 21)
Document Processing Desk (NOTIF)
Office of Pesticide Programs (7504P)
U.S. Environmental Protection Agency
Room S-4900, One Potomac Yard
2777 S. Crystal Drive
Arlington, VA 22202

RE: Prokoz, Inc – Transom 50 WSB (EPA Reg. No. 72112-1)
Revision to Container Disposal Instructions per PRN 2007-4

Dear Ms. Waller,

On behalf of Prokoz, Inc. please find the enclosed label notification revising the container disposal instructions for Transom 50 WSB per PRN 2007-4.

In support of this notification submission, we submit the following documents:

1. Completed Application for Registration (EPA Form 8570-1)
2. One (1) copy of the Transom 50 WSB labeling with changes tracked
3. One (1) copy of the Transom 50 WSB labeling with changes incorporated
4. Certification with Respect to Label Integrity
5. One (1) copy of the Transom 50 WSB labeling on CD
6. Letter of Authorization

Please feel free to contact me by phone (253) 853-7369 or by email at Ross@PyxisRC.com if you have any questions or need any additional information.

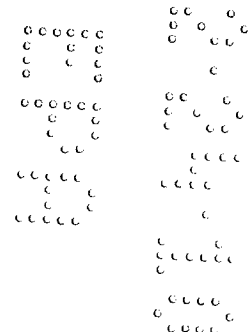
Sincerely,



Ross Gilbert

Enclosures

cc: M. Rachadi; Prokoz, Inc



Certification with Respect to Label Integrity

version: 9/11/02

I certify that the information (including, but not limited to, text, tables, and graphics) contained in the electronic file identified below by file name and submitted with this certification is the same information as that on the paper copies of these documents included with this submission.

PROPOSED LABEL		
EPA Registration #	Date Submitted to EPA	Electronic file name
72112-1	February 22, 2010	072112-00001.20100222.PRN 2007-4 lbl notification.pdf

I certify that the statements that I have made on this form are true, accurate, and complete. I acknowledge that any knowingly false or misleading statements may be punishable by fine or imprisonment or both under applicable law.

Signature R. Gilbert

Date 2/22/10

Ross Gilbert

Name (typed)

Agent

Title

NOTIFICATION

TRANSOM™50 WSB

Systemic Turf and Ornamental Fungicide

MAR 1 9 2010

For control of a broad spectrum of diseases of herbaceous, bedding, flowering and tropical foliage plants, shrubs, trees and flowers in the landscape, interiorscape, nursery and greenhouse, containerized woody shrubs and trees, and turfgrass.

ACTIVE INGREDIENT:

Thiophanate-methyl..... 50.0%

OTHER INGREDIENTS: 50.0%

TOTAL:..... 100.0%

KEEP OUT OF REACH OF CHILDREN CAUTION

FIRST AID	
If swallowed:	<ul style="list-style-type: none"> • Call a poison control center or doctor immediately for treatment advice. • Have person sip a glass of water if able to swallow. • Do not induce vomiting unless told to do so by a poison control center or doctor. • Do not give anything by mouth to an unconscious person.
If on skin or clothing:	<ul style="list-style-type: none"> • Take off contaminated clothing. • Rinse skin immediately with plenty of water for 15-20 minutes. • Call a poison control center or doctor for treatment advice.
If in eyes:	<ul style="list-style-type: none"> • Hold eye open and rinse slowly and gently with water for 15-20 minutes. • Remove contact lenses, if present, after the first 5 minutes, then continue rinsing eye. • Call a poison control center or doctor for treatment advice.
If inhaled:	<ul style="list-style-type: none"> • Move person to fresh air. • If person is not breathing, call 911 or an ambulance, then give artificial respiration, preferably by mouth-to-mouth, if possible. • Call a poison control center or doctor for further treatment advice.
HOT LINE NUMBER	
Have the product container or label with you when calling a poison control center or doctor, or going for treatment. You may also contact 1-800-424-9300 for emergency medical treatment information.	


See inside label booklet for additional PRECAUTIONARY STATEMENTS

EPA Reg. No. 72112-1

EPA Est. No.

Manufactured for:
PROKōZ, Inc.
100 North Point Center East, Suite 330
Alpharetta, GA 30022

Net Weight:



**PRECAUTIONARY STATEMENTS
HAZARDS TO HUMANS AND DOMESTIC ANIMALS
CAUTION**

Harmful if swallowed, absorbed through skin or inhaled. Causes moderate eye irritation. Avoid contact with skin, eyes or clothing. Avoid breathing spray mist. Wash thoroughly with soap and water after handling.

PERSONAL PROTECTIVE EQUIPMENT (PPE)

Some materials that are chemical-resistant to this product are barrier laminate, butyl rubber ≥ 14 mils, nitrile rubber ≥ 14 mils, neoprene rubber ≥ 14 mils, polyvinyl chloride (PVC) ≥ 14 mils or viton ≥ 14 mils. If you want more options, follow the instructions for category A on an EPA chemical-resistance category selection chart.

Mixers, loaders, applicators and other handlers supporting dip treatment must wear:

- Coveralls over long-sleeved shirt and long pants;
- Chemical-resistant gloves;
- Chemical-resistant footwear plus socks;
- Chemical-resistant apron

All other mixers, loaders, applicators and handlers must wear:

- Long-sleeved shirt and long pants;
- Shoes plus socks;
- Chemical-resistant gloves for all mixers and loaders and for applicators using hand held equipment

Follow manufacturer's instructions for cleaning/maintaining PPE. If no such instructions for washables exist, use detergent and hot water. Keep and wash PPE separately from other laundry.

Engineering Controls

Water soluble packets when used correctly qualify as a closed mixing/loading system under the Worker Protection Standard for Agricultural Pesticides [40 CFR 170.240(d)(4)]. Mixers and loaders using water soluble packets must:

- Wear the personal protective equipment required above for mixers/loaders, and
- Be provided and must have immediately available for use in an emergency, such as a broken package, spill, or equipment breakdown coveralls, and chemical-resistant footwear.

When handlers use enclosed cabs in a manner that meets the requirements listed in the Worker Protection Standard (WPS) for agricultural pesticides (40 CFR 170.240(d)(4-6), the handler PPE requirements may be reduced or modified as specified in the WPS.


User Safety Recommendations

Users should:

- Wash hands before eating, drinking, chewing gum, using tobacco, or using the toilet.
- Remove clothing/PPE immediately if pesticide gets inside. Then wash thoroughly and put on clean clothing.
- Remove PPE immediately after handling this product. Wash the outside of gloves before removing. As soon as possible, wash thoroughly and change into clean clothing.

ENVIRONMENTAL HAZARDS

Do not apply directly to water, or to areas where surface water is present or to intertidal areas below the mean high water mark. Runoff from treated areas may be hazardous to aquatic organisms in neighboring areas. Do not contaminate water when disposing of equipment wash water.



DIRECTIONS FOR USE

It is a violation of Federal law to use this product in a manner inconsistent with its labeling. Do not apply this product in a way that will contact workers or other persons, either directly or through drift. Only protected handlers may be in the area during application. For any requirements specific to your State or Tribe, consult the agency responsible for pesticide regulation.

Not for homeowner use. For use only by certified applicators or those under their immediate supervision. Not for use on turf being grown for sale or other commercial use as sod. Do not apply to home orchards/backyard fruit trees after fruit set. Do not apply with fixed wing or rotary aircraft.

AGRICULTURAL USE REQUIREMENTS

Use this product only in accordance with its labeling and with the Worker Protection Standard, 40 CFR part 170. This standard contains requirements for the protection of agricultural workers on farms, forests, nurseries, and greenhouses, and handlers of agricultural pesticides. It contains requirements for training, decontamination, notification, and emergency assistance. It also contains specific instructions and exceptions pertaining to the statements on this label about personal protective equipment (PPE), notification to workers, and restricted-entry interval. The requirements in this box apply to uses of this product that are covered by the Worker Protection Standard.

Do not enter or allow worker entry into treated areas during the restricted entry interval (REI) of 12 hours.

Exemption: If the product is applied by drenching, the Worker Protection Standard, under certain circumstances, allows workers to enter the treated area if there will be no contact with anything that has been treated.

PPE required for early entry to treated areas (that is permitted under the Worker Protection Standard and that involves contact with anything that has been treated, such as plants, soil, or water), is:

- Coveralls over long-sleeved shirt and long pants,
- Chemical-resistant gloves made of any waterproof material,
- Chemical-resistant footwear plus socks,
- Chemical-resistant headgear for overhead exposures

Notify workers of the application by warning them orally and by posting warning signs at entrances to treated areas.

NON-AGRICULTURAL USE REQUIREMENTS

The requirements in this box apply to uses of this product that are NOT within the scope of the Worker Protection Standard for agricultural pesticides [40 CFR Part 170]. The WPS applies when this product is used to produce agricultural plants on farms, forests, nurseries, or greenhouses.

Do not enter treated areas without protective clothing until spray has dried.

GENERAL INFORMATION

TRANSOM™ 50 WSB provides broad spectrum disease control on containerized woody, flowering, herbaceous, and tropical foliage ornamental plants, trees, and turfgrasses.

This canister/bag contains four 8 ounce TRANSOM™ 50 WSB water-soluble bags.

To mix, add 2/3 of the required amount of water to the spray or mixing tank. With agitator running, place the required amount of unopened water-soluble bags into the partially filled sprayer tank or closed system mix tank. Maintain agitation to ensure even suspension of the product. Make fresh daily. Spray uniformly over the area to be treated with a boom type or other power sprayer.

Do not handle water-soluble bags for longer than required to place into sprayer tank. Do not expose water-soluble bags to moisture.

Make applications of TRANSOM™ 50 WSB with ground equipment, using sufficient spray volume to provide thorough coverage. Do not tank mix TRANSOM™ 50 WSB with copper containing materials or with highly alkaline pesticides such as Bordeaux mixture or lime sulfur. No claim of compatibility with other pesticides is implied. Under conditions of severe disease pressure or when application intervals are shorter than 14 days due to persistent rainfall, use the higher concentration or rates provided in this label. Contact your local State Extension Service specialist for application schedule recommendations.

Important: If recommended treatments of TRANSOM™ 50 WSB are ineffective, a tolerant strain of fungus may be present. Consult your PROKōZ, Inc. representative or distributor, your local State Agricultural Experiment Station or State Agricultural Extension Service for advice on prompt use of some other labeled fungicide.

CHEMIGATION INSTRUCTIONS

For Use on Ornamentals Only

Apply this product only through pressurized drench (flood), sprinkler, or drip (trickle) irrigation systems. Do not apply this product through any other type of irrigation systems.

Do not connect chemigation system to a public water system.

Crop injury, lack of effectiveness, or illegal residues in the crop can result from non-uniform distribution of treated water.

If you have questions about calibration, contact your State Extension Service specialists, equipment manufacturers, or other experts.

Should the need arise, a person knowledgeable of the chemigation system and responsible for its operation or under the supervision of the responsible person, shall shut the system down and make necessary adjustments.

Pressurized Drench (Flood) System

Systems using a gravity flow pesticide dispensing system must meter the pesticide into the water at the head of the field and downstream of a hydraulic discontinuity such as a drop structure or weir box to decrease potential for water source contamination from back flow if water flow stops. Systems utilizing a pressurized water and pesticide injection system must meet the following requirements:

- The system must contain a functional check valve, vacuum relief valve, and low pressure drain appropriately located on the irrigation pipeline to prevent water source contamination from backflow.
- The pesticide injection pipeline must contain a functional, automatic, quick-closing check valve to prevent the flow of fluid back toward the injection pump.
- The pesticide injection pipeline must also contain a functional, normally closed, solenoid-operated valve located on the intake side of the injection pump and connected to the system interlock to prevent fluid from being withdrawn from the supply tank when the irrigation system is either automatically or manually shut down.
- The system must contain functional interlocking controls to automatically shut off the pesticide injection pump when the water pump motor stops.
- The irrigation line or water pump must include a functional pressure switch which will stop the water pump motor when the water pressure decreases to the point where pesticide distribution is adversely affected.

- Systems must use a metering pump, such as a positive displacement injection pump, (e.g., diaphragm pump) effectively designed and constructed of materials that are compatible with pesticides and capable of being fitted with a system interlock.

Sprinkler Chemigation

- The system must contain a functional check valve, vacuum relief valve, and low pressure drain appropriately located on the irrigation pipeline to prevent water source contamination from backflow.
- The pesticide injection pipeline must contain a functional, automatic, quick-closing check valve to prevent the flow of fluid back toward the injection pump.
- The pesticide injection pipeline must also contain a functional, normally closed, solenoid-operated valve located on the intake side of the injection pump and connected to the system interlock to prevent fluid from being withdrawn from the supply tank when the irrigation system is either automatically or manually shut down.
- The system must contain functional interlocking controls to automatically shut off the pesticide injection pump when the water pump motor stops.
- The irrigation line or water pump must include a functional pressure switch which will stop the water pump motor when the water pressure decreases to the point where pesticide distribution is adversely affected.
- Systems must use a metering pump, such as a positive displacement injection pump, (e.g., diaphragm pump) effectively designed and constructed of materials that are compatible with pesticides and capable of being fitted with a system interlock.
- Do not apply when wind speed favors drift beyond the area intended for treatment.

Drip (Trickle) Chemigation

- The system must contain a functional check valve, vacuum relief valve, and low pressure drain appropriately located on the irrigation pipeline to prevent water source contamination from backflow.
- The pesticide injection pipeline must contain a functional, automatic, quick-closing check valve to prevent the flow of fluid back toward the injection pump.
- The pesticide injection pipeline must also contain a functional, normally closed, solenoid-operated valve located on the intake side of the injection pump and connected to the system interlock to prevent fluid from being withdrawn from the supply tank when the irrigation system is either automatically or manually shut down.
- The system must contain functional interlocking controls to automatically shut off the pesticide injection pump when the water pump motor stops.
- The irrigation line or water pump must include a functional pressure switch which will stop the water pump motor when the water pressure decreases to the point where pesticide distribution is adversely affected.
- Systems must use a metering pump, such as a positive displacement injection pump, (e.g., diaphragm pump) effectively designed and constructed of materials that are compatible with pesticides and capable of being fitted with a system interlock.

HORTICULTURAL APPLICATIONS

GREENHOUSE, NURSERY, LANDSCAPE AND INTERIORSCAPE

TRANSOM™ 50 WSB provides broad spectrum control of many foliar, stem, and below ground diseases on a wide range of horticultural plants grown or maintained under a variety of conditions. Apply TRANSOM™ 50 WSB 14-21 days prior to when a particular disease usually appears and at the very latest, upon first sign of disease. Spray intervals usually range from 7 to 14 days with 14 days being for preventative treatments and the 7 day interval for times when conditions are judged acceptable for disease development. For hard-to-wet foliage, an acceptable wetting agent may be added to the spray tank to

increase product efficacy. Use of a spreader-sticker is recommended when excessive and repeated foliar wetting occurs. TRANSOM™ 50 WSB may be used to control listed diseases on non-commercial fruit and nut trees. Do not use fruit or nuts from trees treated with this product as food. Do not apply this product to home orchards or backyard fruit trees after fruit set.

Note: TRANSOM™ 50 WSB has been determined to be safe for use on the plant types listed in these directions for use based on cumulative data derived from research product trials and historical field use. As all species and cultivars have not been tested, it is recommended that trial applications be performed if a user wishes to make an application to a plant type not listed on the label but found on a similar use site and for a disease that is listed on the label. To conduct a trial application, apply at least two applications to at least 25 trial plants at the highest concentration, 7 days apart. Evaluate 7 days after the last application before initiating full-scale application. Do not use this product on the following plants: Swedish Ivy (*Neprolepsis exaltata*), Boston Fern (*Plectranthus australis*), and Easter Cactus (*Hatiora gaertneri*).

Plant Type	Such as but not limited to:
Herbaceous Bedding	Ageratum, Begonia, Canna, Coleus, Dahlia, Dusty Miller, Foxglove, Fuchsia, Geranium, Impatiens, Lavender, Marigold, Pansy, Petunia, Pinks, Primrose, Salvia, Statice, Strawflower, Tickseed, Verbena
Flowering	Chrysanthemum, Hydrangea, Hollyhock, Iris, Lily, Poinsettia
Tropical Foliage	Dieffenbachia, Dracaena, English Ivy, Philodendron, Pothos
Woody Ornamentals	Azalea, Hibiscus, Holly, Ligustrum, Rhododendron, Rose, Pyracantha
Evergreen Trees	Douglas Fir, Fir, Larch, Pine, Spruce
Deciduous Trees*	Ash, London Plane, Maple, Oak, Sycamore, Walnut
Flowering Trees*	Cherry, Crabapple, Hawthorn, Mountain Ash, Pear

*Do not use fruit or nuts from treated trees as food or feed.

FOLIAR SPRAY APPLICATIONS

Hydraulic Application Mixing Instructions

Add the required amount of TRANSOM™ 50 WSB to a partially filled spray tank agitated by mechanical or hydraulic means and then add the remaining recommended volume of water. Maintain continuous agitation to keep the material in suspension and apply with properly calibrated spray equipment.

Application Concentrations (Mechanical or Hand Held):

Use the recommended amount of TRANSOM™ 50 WSB per 100 gallons of water for the prevention and control of the diseases shown below.

FOLIAR DISEASES

Diseases/Pathogens Controlled	Concentration of TRANSOM™ 50 WSB oz./100 gals.	Remarks
Anthracoze <i>Colletotrichum</i>	12-16	Apply as buds break or at first sign of disease. Repeat application at 7-14 day intervals as needed during disease period.
Black Spot of Rose	12-16	Apply early summer or at first

Diseases/Pathogens Controlled	Concentration of TRANSOM™ 50 WSB oz./100 gals.	Remarks
<i>Diplocarpon rosae</i>		sign of disease. Repeat application every 7-14 days as needed during disease period.
Brown Rot and Blight <i>Monilinia</i> , <i>Sclerotini</i> , <i>Whetzellinia</i>	12-16	Apply late spring or at first sign of disease. Repeat application every 7-14 days as needed during the disease period.
Fusicladium and Venturia Leaf Scabs on: Crabapple, Hawthorn, Pear, Mountain Ash, Pyracantha, etc.	12-16	Apply as buds break. Repeat application every 7-14 days during disease period. Effective control requires coverage during expansion. Rotations with chlorothalonil or propiconazole can be utilized.
Leaf Spots and Blights caused by: <i>Ascochyta</i> , <i>Blumeriella</i> , <i>Botrytis</i> , <i>Cercospora</i> , <i>Coccomyces</i> , <i>Corynespora</i> , <i>Curvularia</i> , <i>Didymellina</i> , <i>Entomosporium</i> , <i>Fabraea</i> , <i>Fusarium</i> , <i>Ramularia</i> , <i>Rhizoctonia</i> , <i>Marssoninia</i> , <i>Mycosphaerella</i> , <i>Myrothecium</i> , <i>Phoma</i> , <i>Physalasporea</i> , <i>Schizothyrium</i> , <i>Septoria</i> , <i>Sphaceloma</i>	12-16	Make applications when disease symptoms first appear. Repeat every 7-14 days during disease period. Rotations with chlorothalonil may be used.
Ovulinia Blight	8-16	Apply as flowers open. Repeat every 7-14 days during disease period.
Powdery Mildews <i>Erysiphe</i> , <i>Microsphaera</i> , <i>Phyllactinia</i> , <i>Podosphaera</i> , <i>Oidium</i> , <i>Sphaerotheca</i>	8-16	Apply when disease first appears and repeat application every 7-14 days. Rotations with other effective products is recommended.
Rust Diseases caused by: <i>Puccinia</i> , <i>Gymnosporangium</i> , <i>Uromyces</i>	12-16	Apply late spring or when symptoms first appear. Repeat application every 7-14 days during disease period. Rotations with other effective products is recommended.
Tip Blight of Pine <i>Sphaeropsis sapinea</i> , <i>Diplodia pinea</i>	12-16	Begin applications in the spring when new growth starts. Make a second application just prior to needle emergence from the sheath and a third application 7 days later. Ensure thorough coverage.

Diseases/Pathogens Controlled	Concentration of TRANSOM™ 50 WSB oz./100 gals.	Remarks
Twig Blights, Cankers, and Diebacks <i>Diaporthe, Kabatina, Phoma, Phomopsis</i>	16-32	Apply when symptoms first appear. Repeat application every 7-14 days during disease period.

Adjuvants: Where rainfall and/or overhead irrigation is the norm, use of a compatible spreader/sticker is suggested. Where wetting of foliage is difficult, use a compatible wetting agent. Follow the phytotoxicity precautions described in the "HORTICULTURAL APPLICATIONS" section of this label.

SOIL DRENCH APPLICATIONS

Mixing Instructions: Add the required amount of TRANSOM™ 50 WSB to a partially filled tank agitated by mechanical or hydraulic means. Add the remaining required amount of water. Maintain continuous agitation throughout application to keep the material in suspension.

Application Concentrations/Rates and Timing for Disease Control: Use 8 to 16 oz. of TRANSOM™ 50 WSB per 100 gallons of water. Apply as a drench or heavy spray at the rate of ½ to 2 pints per square foot (100 gallons per 400 to 1,600 square feet). For small pots and shallow flats up to 4 inches in size, use 8 oz./100 gallons applied at 1 pint per square foot. For containers and pots 4 inches or larger, refer to the following table for the volume to apply. Repeat applications may be made at 4 to 8 week intervals depending on disease presence and conditions for disease development.

Container Type	Volume to Apply/Container	
	1 pt./sq. ft. Rate	2 pt./sq. ft. Rate
4 inch	2 fl. oz.	
5 inch	2 ½ fl. oz.	
6 inch		6 ½ fl. oz.
7 inch		8 ½ fl. oz.
8 inch		11 fl. oz.
9 inch		14 fl. oz.
10 inch		17 ½ fl. oz.

For containers larger than 10 inches, a drench volume of 2 ½ to 3 pints per square foot of surface area may be required.

Plant Types: Containerized woody shrubs, trees, herbaceous/bedding, flowering, and tropical foliage plants and flowers and bedding plants in the landscape.

Note: Do not apply this product to plug trays or seedling flats at time of seeding.

Soil Diseases Controlled: Botrytis, Cylindrocladium, Fusarium, Gliocladium, Myrothecium, Penicillium, Ramularia, Rhizoctonia, Sclerotinia and Thielaviopsis.

Note: Pythium, Phytophthora and Cylindrocladium spathiphylli are not controlled by TRANSOM™ 50 WSB.

PLANT DIP TREATMENT

Mixing Instructions: Mix as described in the "FOLIAR DISEASES" and "SOIL DRENCH APPLICATIONS" sections of this label. Maintain continuous agitation during application.

Application Concentration and Dipping Time

Plants or Cuttings: Use 12-16 oz. of TRANSOM™ 50 WSB per 100 gallons of water. Immerse plants or cuttings for 10 to 15 minutes, remove and allow to drain and dry. Wear protective clothing as described under the "PERSONAL PROTECTIVE EQUIPMENT" section of this label.

Bulbs, Corms, Tubers and Rhizomes - Use 16-32 oz. of TRANSOM™ 50 WSB per 100 gallons of water. Soak cleaned bulbs for 15 to 30 minutes in warm dip (80-85°F) within 48 hours of digging. Dry bulbs after treatment. If bulbs are for forcing, treat bulbs that have been heat-cured.

Plant Types: Propagated units of woody, herbaceous, flowering and tropical foliage plants. Bulbs, corms, tubers, and rhizomes of plants such as but not limited to Caladium, Easter Lily, Tulip, Gladiolus, Daffodil, Iris.

Diseases Controlled: Botryis, Cythrodcladium, Fusarium, Gliocladium, Myrothecium, Penicilium, Ramularia, Rhizoctonia, Sclerotinia, Thielaviopsis.

INTERIORSCAPE USE

Spray Application: Mix well before spraying. Ensure complete coverage by spraying foliage to runoff, thoroughly wetting upper and lower leaf surfaces. Use concentrations recommended under the "FOLIAR DISEASES" and "SOIL DRENCH APPLICATIONS" sections of this label for foliar, twig and drench application. Use a coarse, low pressure spray when applying in public areas. Apply during non-business hours or cordon off area during spraying and until spray has dried. Avoid spraying wall coverings, plastic (vinyl) surfaces, drapes, carpets, and upholstery.

TURF APPLICATIONS

TRANSOM™ 50 WSB may be used against certain foliar and soil diseases for use on all turf types such as golf course greens, tees and fairways, athletic fields, cemeteries, parks, and commercial and home lawns. TRANSOM™ 50 WSB may be used both preventatively and curatively and is not phytotoxic. Do not use TRANSOM™ 50 WSB on turf being grown for sale or other commercial uses as sod.

Mixing Instructions: Add the required amount of TRANSOM™ 50 WSB to a partially filled tank agitated by mechanical or hydraulic means. Add the remaining required amount of water. Maintain continuous agitation to keep the material in suspension. For best results, use spray mixture the same day it is prepared.

Turf Types: All cool season and warm season grasses (such as but not limited to Bentgrasses, Bermudagrasses, Bluegrasses, Fescues, Ryegrasses, St. Augustinegrasses and Zoysiagrasses) or their mixtures.

Disease(s) Controlled	Rate of TRANSOM™ 50 WSB oz./1,000 sq. ft.*	Remarks
Anthracnose <i>Collectotricum graminicola</i>	2-4 (4-6)**	Apply when disease first appears. Make additional applications at 14 day intervals as needed. Allow spray to dry on leaves with no "watering in".
Dollar Spot <i>Sclerotinia homoeocarpa</i> Copper Spot <i>Gloeocerospora sorghi</i> Brown Patch and Zoysia Patch <i>Rhizoctonia solani</i> Red Thread <i>Laetisaria fusiformis</i>	2-4	Apply when disease first appears. Make additional applications at 14 day intervals as needed. Allow spray to dry on leaves with no "watering in".

Disease(s) Controlled	Rate of TRANSOM™ 50 WSB oz./1,000 sq. ft.*	Remarks
Pink Snow Mold <i>Microdochium nivale</i> (Only for those areas where snow cover is not present the entire winter)	2-4	Apply TRANSOM™ 50 WSB in middle to late November before turf has stopped all growth activity. Lightly water application into the root zone for best results. For best results, use a spreader-sticker. Second spray should dry on leaf surfaces with no "watering-in". Minimum spray interval is 14 days.
Gray Leaf Spot <i>Pyricularia grisea</i>	4-6	Apply when conditions are favorable for disease development. Continue applications at 14 day intervals. Allow spray to dry on leaves with no "watering in".
Summer Patch <i>Magnaportha poae</i>	4-6	For preventative treatment, make 3 applications at 21 day intervals beginning in early May. Water product into the root zone thoroughly after application. For suppression, apply two applications at 14 day intervals beginning when disease first appears.
Fusarium Blight <i>Fusarium spp.</i> Necrotic Ring Spot and Spring Dead Spot <i>Leptosphaeria korrae</i>	4-6	Make two applications at 14 day intervals beginning when disease first appears.
Stripe Smut <i>Ustilago striiformis</i>	4-6	Make two applications at 14 day intervals when disease first appears. Water product into the root zone after application. For prevention, apply in the spring (just before grass begins growth), and in the fall.

*Refer to the "Use Sites and Maximum Application Rates" table to determine allowable rates for each application.

**Use 4-6 oz. rate for curative response to Basal Stem Anthracnose.

Turf Application Directions

Apply TRANSOM™ 50 WSB uniformly over the area to be treated with a properly calibrated power sprayer. Apply after mowing or avoid mowing for 12 hours after application. Apply sufficient water to obtain thorough coverage, usually 1 ½ to 2 ½ gallons per 1,000 sq. ft. of turf area. When treating golf greens, always treat aprons and approaches to golf greens. The minimum retreatment interval for turf applications is 14 days.

Use Sites and Maximum Application Rates

Site	Maximum Single Application Rate oz./1,000 sq. ft.	Maximum Seasonal Application Rate oz./1,000 sq. ft.
Golf Course Greens, Tees and	6	16

Aprons		
Golf Course Fairways (Except Florida)	4	4
Golf Course Fairways (Florida Only)	2	2
Residential and Public Areas (home lawns, parks, athletic fields, schools, day care centers)	2	8

Note to User: Do not graze animals on treated turf. Do not feed clippings to livestock or poultry.

STORAGE AND DISPOSAL

Do not contaminate water, food, or feed by storage or disposal.

PESTICIDE STORAGE: Store in original container in a dry, temperature controlled area.

PESTICIDE DISPOSAL: Pesticide wastes are toxic. Improper disposal of excess pesticide, spray mixture, or rinsate is a violation of Federal Law. If these wastes cannot be used according to label instructions, contact your State Pesticide or Environmental Control Agency, or the Hazardous Waste representative at the nearest EPA Regional Office for guidance.

CONTAINER DISPOSAL: ~~Completely empty bag into application equipment. Then dispose of in a sanitary landfill or by incineration, or, if allowed by State and local authorities, by burning. If burned, stay out of smoke.~~

Nonrefillable container. Do not reuse or refill this container. Offer for recycling if available or dispose of the empty outer pouch in the trash as long as WSP is unbroken.

For PRODUCT USE Information Call 1-770-619-9832.

For MEDICAL and TRANSPORTATION Emergencies ONLY Call 24 Hours A Day 1-800-424-9300.

CONDITION OF SALE AND LIMITATION OF WARRANTY AND LIABILITY

NOTICE: Read the entire Directions for Use and Conditions of Sale and Limitation of Warranty and Liability before buying or using this product. If the terms are not acceptable, return the product at once, unopened, and the purchase price will be refunded.

The Directions for Use of this Product should be followed carefully. It is impossible to eliminate all risks inherently associated with the use of this product. Ineffectiveness or other unintended consequences may result because of such factors as manner of use or application, weather, presence of other materials or other influencing factors in the use of the product, which are beyond the control of PROKōZ, INC. or Seller. All such risks shall be assumed by Buyer and User, and Buyer and User agree to hold PROKōZ, INC. and Seller harmless for any claims relating to such factors.

PROKōZ, INC. warrants that this product conforms to the chemical description on the label and is reasonably fit for the purposes stated in the Directions for Use, subject to the inherent risks referred to above, when used in accordance with directions under normal use conditions. This warranty does not extend to the use of this product contrary to label instructions, or under abnormal conditions or under conditions not reasonably foreseeable to or beyond the control of Seller or PROKōZ, INC., and Buyer and User assume the risk of any such use. PROKōZ, INC. MAKES NO WARRANTIES OF MERCHANTABILITY OR OF FITNESS FOR A PARTICULAR PURPOSE NOR ANY OTHER EXPRESS OR IMPLIED WARRANTY EXCEPT AS STATED ABOVE.

To the extent permitted by law, neither PROKōZ, INC. nor Seller shall be liable for any incidental, consequential or special damages resulting from the use or handling of this product. **THE EXCLUSIVE**

REMEDY OF THE USER OR BUYER, AND THE EXCLUSIVE LIABILITY OF PROKōZ, INC. AND SELLER FOR ANY AND ALL CLAIMS, LOSSES, INJURIES OR DAMAGES (INCLUDING CLAIMS BASED ON BREACH OF WARRANTY, CONTRACT, NEGLIGENCE, TORT, STRICT LIABILITY OR OTHERWISE) RESULTING FROM THE USE OR HANDLING OF THIS PRODUCT, SHALL BE THE RETURN OF THE PURCHASE PRICE OF THE PRODUCT OR, AT THE ELECTION OF PROKōZ, INC. OR SELLER, THE REPLACEMENT OF THE PRODUCT.

PROKōZ, INC. and Seller offer this product, and Buyer and User accept it, subject to the foregoing Conditions of Sale and Limitation of Warranty and Liability, which may not be modified except by written agreement signed by a duly authorized representative of PROKōZ, INC.

TRANSOM™ is a trademark of PROKōZ, INC.

EPA 20100222