

72083-4

8/13/2009

1/8

U.S. ENVIRONMENTAL PROTECTION  
AGENCYOffice of Pesticide Programs  
Antimicrobials Division (7510-P)  
1200 Pennsylvania Avenue N.W.  
Washington, D.C. 20460

Reg.

Number:

72083-4

Date of

Issuance:

August 13, 2009

Term of Issuance:

Conditional

Name of Pesticide Product:

HaloPure Water  
Purifier Insert

## NOTICE OF PESTICIDE:

☒ Registration  
☐ Reregistration

(under FIFRA, as amended)

Name and Address of Registrant (include ZIP Code):

HaloSource Inc.  
1631 220<sup>th</sup> Street SE, Suite 100  
Bothell, WA. 98021

Note: Changes in labeling differing in substance from that accepted in connection with this registration must be submitted to and accepted by the Registration Division prior to use of the label in commerce. In any correspondence on this product always refer to the above EPA registration number.

On the basis of information furnished by the registrant, the above named pesticide is hereby registered/reregistered under the Federal Insecticide, Fungicide and Rodenticide Act.

Registration is in no way to be construed as an endorsement or recommendation of this product by the Agency. In order to protect health and the environment, the Administrator, on his motion, may at any time suspend or cancel the registration of a pesticide in accordance with the Act. The acceptance of any name in connection with the registration of a product under this Act is not to be construed as giving the registrant a right to exclusive use of the name or to its use if it has been covered by others.

This product (OPP Decision No. D 387145) is registered in accordance with FIFRA sec 3(c)(7)(A) provided that you:

1. Submit and/or cite all data required for registration of your product under FIFRA sec. 3(c)(5) when the Agency requires all registrants of similar products to submit such data; and, submit acceptable responses required for re-registration of your product under FIFRA section 4.

2. Change EPA File Symbol 72083-U to EPA Registration Number 72083-4.

Submit one copy of the finished final printed label prior to releasing this product for sale.

If these conditions are not complied with, the registration will be subject to cancellation in accordance with FIFRA sec. 6(e).

Your release for shipment of the product constitutes acceptance of these conditions.

A stamped copy of the conditionally approved label is enclosed for your records.

Signature of Approving Official:

  
Emily H. Mitchell  
Product Manager 32  
Antimicrobials Division (7510-P)

Date:

August 13, 2009



## HaloPure Water Purifier Insert

The HaloPure Water Purifier Insert is a drinking water disinfection device in the HaloPure Water Purifier System.

The HaloPure Water Purifier Insert kills 99.99% of viruses and 99.9999% of bacteria. The ceramic filter removes 99.99% of cysts in the HaloPure Water Purifier System.

This system is not designed to treat salt water or wastewaters.

### ACTIVE INGREDIENT:

Bromine\* .....16%

OTHER INGREDIENTS.....84%

Total .....100%

\*from Poly-1-bromo-5-methyl-5(4'-vinylphenyl) hydantoin

Available Bromine.....16%


## DANGER

### KEEP OUT OF REACH OF CHILDREN

EPA Reg No. 72083-U

EPA Est. No. 072083-WA-1

Contents: 1 HaloPure Purifier Insert System



## PRECAUTIONARY STATEMENTS HAZARDS TO HUMANS AND DOMESTIC ANIMALS

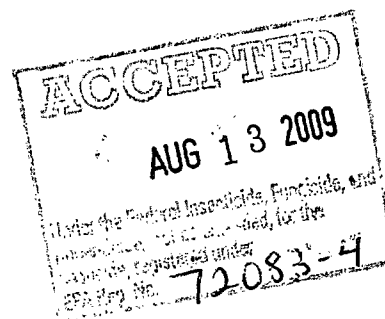
**DANGER:** HaloPure disinfecting media inside device is **corrosive**. Causes irreversible eye damage. Do not get in eyes or on clothing. Wear goggles or face shield. Harmful if swallowed or inhaled. Avoid breathing dust or vapors. Avoid contact with skin or clothing. Wear long sleeved shirt, pants, socks and shoes. Wear chemically resistant gloves such as latex gloves when handling disinfecting media. Wash thoroughly with soap and water after handling and before eating drinking, chewing gum, using tobacco or using the toilet. Remove and wash contaminated clothing before reuse.

### FIRST AID

IF IN EYES	Hold eye open and rinse slowly and gently with water for 15-20 minutes. Remove contact lenses, if present, after the first five minutes, then continue rinsing.
IF SWALLOWED	Call a poison control center or doctor immediately for treatment advice. Have person sip a glass of water if able to swallow. Do not induce vomiting unless told to by a poison control center or doctor. Do not give anything to an unconscious person.
IF ON SKIN OR CLOTHING	Take off contaminated clothing. Rinse skin immediately with plenty of water for 15-20 minutes. Call a poison control center or doctor immediately for treatment advice
IF INHALED	Move person to fresh air. If person is not breathing, call 911 or an ambulance, then give artificial respiration, preferably mouth-to-mouth if possible. Call a poison control center or doctor for further treatment advice.
HOTLINE NUMBER	Have the product container or label with you when calling a poison control center or doctor, or going for treatment. Call 1-800-424-9300 for emergency medical treatment information. For additional emergency information, call the National Pesticides Information Center at 1-800-858-7378, 6:30 AM to 4:30 PM Pacific time (PT), seven days a week. During other times, call the poison control center 1-800-222-1222.

### ENVIRONMENTAL HAZARDS

Bromine is toxic to fish and wildlife. Do not discharge effluent containing this active ingredient into lakes, streams, ponds, estuaries, oceans or other water unless in accordance with the requirements of a National Pollution Discharge Elimination System permit and the permitting authority has been notified in writing prior to discharge. Do not discharge effluent containing this product into sewer systems without previously notifying the sewage treatment plant authority. For further guidance, contact your State Water Board or Regional Office of the EPA.



## **DIRECTIONS FOR USE**

It is a violation of Federal law to use this product in a manner inconsistent with its labeling.

### **The HaloPure Water Purifier System**

The HaloPure Water Purifier Insert is a gravity feed system that purifies water to drinking water microbial standards. This system can be used to disinfect surface water, well and ground water, or tap water. This system uses HaloPure BR, a contact microbiocide, to kill bacteria and viruses. The ceramic filters remove organic contaminants, cysts and sediment.

**DO NOT** remove or tamper with the purifier insert containing the HaloPure BR. Follow the supplied instructions for the assembly, use and maintenance of the system. Tampering with the system can reduce performance.

The useful life of the system is 300 Liters of water. Using the system beyond this amount of water treatment will result in diminished performance.

For complete instructions, see the enclosed HaloPure Purifier System instruction booklet inside the package.

## **STORAGE AND DISPOSAL**

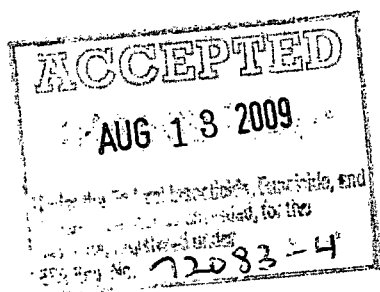
Do not contaminate water, food or feed by storage or disposal. Wastes resulting from the use of this product must be disposed of onsite or at an approved waste disposal facility.

**PESTICIDE STORAGE:** Store in a cool, dry place. Keep pesticide container closed when not in use. Avoid contact with strong oxidizing agents and other chemicals. Avoid excessive heat.

**PESTICIDE DISPOSAL:** Securely wrap media or device and dispose onsite, in a sanitary landfill, or by other approved state and local procedures. If insert cartridge is broken, do not get HaloPure BR media in eyes.

**CONTAINER DISPOSAL:** Nonrefillable container. Do no reuse or refill this container.

**DO NOT** incinerate bead media.




HaloSource, Inc.  
1631 220th St. SE, Suite 100  
Bothell, WA 98021  
Phone: 425-881-6464 • Fax: 425-882-2476  
[www.halopure.com](http://www.halopure.com) © 2009 HaloSource, Inc.



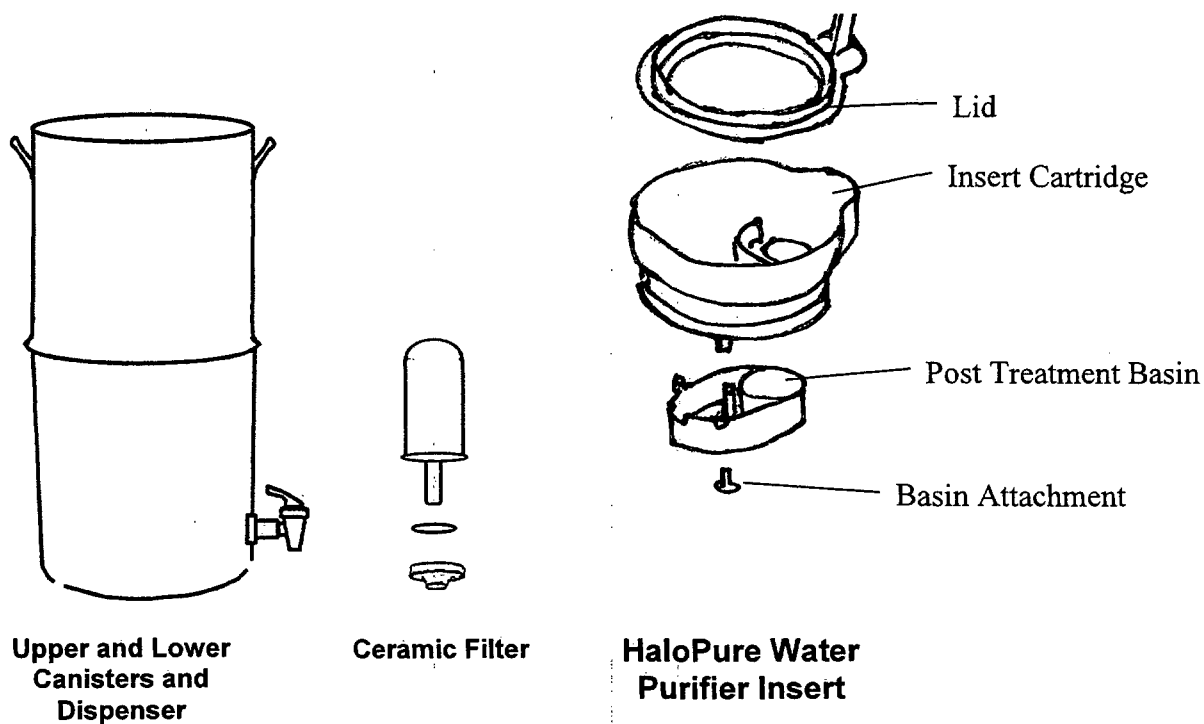
## INSTRUCTION MANUAL

# HaloPure Water Purifier System

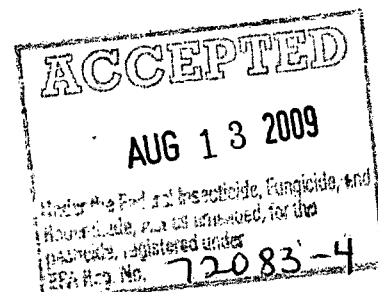


The HaloPure Water Purifier System is designed to purify water. The complete system comes with upper and lower canisters, ceramic filter and the HaloPure Water Purifier Insert. It is not intended to be used with brackish or salt water, and will not treat waste water.

## Key Components



**Important Note:** To achieve purification, untreated water must pass through the ceramic filter (rated to remove cysts per NSF 53 standards) prior to treatment in the HaloPure Water Purifier Insert.



## Section 1: Product Setup

1. Rinse both top and bottom stainless steel containers with potable water to remove any oil or dirt from shipping.

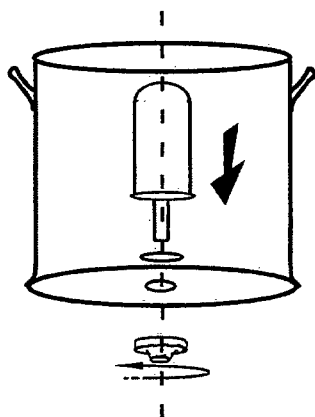


Figure 1: Ceramic Filter Assembly

2. Install outlet tap: Place a gasket on both the inside and outside of the lower canister and tighten nut onto tap.
3. Assemble ceramic filter as in Figure 1: Insert the ceramic filter with the rubber gasket in center hole inside the upper water canister and screw on wing nut on bottom of upper canister. The wing nut must be screwed in by hand. Do not over tighten.

4. Assemble the HaloPure Water Purifier System as follows:
  - a. Place HaloPure Water Purifier Insert, Figure 2, securely on bottom canister.
  - b. Securely place top canister onto the lid of the HaloPure Water Purifier Insert.
5. Place the assembled system on a level surface
6. Prior to first use, flush 7-10 liters of potable water through the system to remove any dust or dirt from the system. Discard the flushed water.

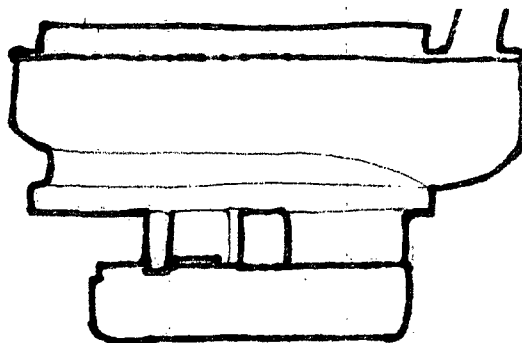
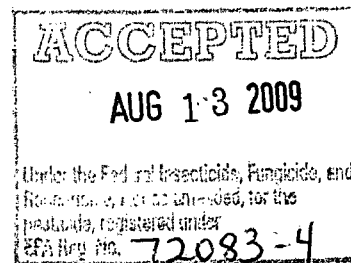


Figure 2: HaloPure Water Purifier Insert Assembly



## Section 2: Using Your System

1. Ensure that the lower canister spigot is closed when not dispensing water.
2. Fill the upper canister with tap, ground, or surface water.
3. Allow the water to flow through the ceramic filter.
4. The water is treated by the HaloPure Water Purifier Insert and collected in the bottom reservoir.
5. Dispense water from the spigot as needed.

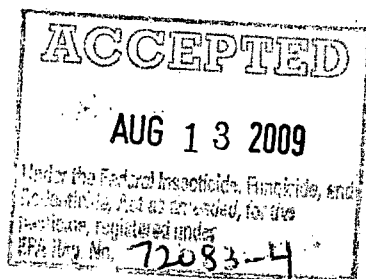
### Cleaning the Ceramic Filter:

If the purified water flow slows noticeably from prior use, remove the ceramic filter from the system in the following steps.

- 1) Empty water from the upper canister.
- 2) Loosen the filter wing-nut and remove the ceramic filter from the upper canister.
- 3) Gently scrub the ceramic filter clean with a mild abrasive pad or brush. Do not use soap or detergent to clean the ceramic. Be sure to wash your hands with soap and water after cleaning the ceramic.
- 4) After scrubbing filter, rinse out container with potable water. Reassemble ceramic filter as in Section 1.

### Ceramic Filter Cautions:

- If the ceramic filter is cracked or damaged, replace the ceramic filter immediately. Do not use the system until the ceramic filter is replaced.
- If the rubber gasket for the ceramic filter is lost or damaged, do not use the system until the gasket is replaced.



HaloSource, Inc.  
1631 220th St. SE, Suite 100  
Bothell, WA 98021

Phone: 425-881-6464 • Fax: 425-882-2476  
[www.halopure.com](http://www.halopure.com) © 2009 HaloSource, Inc.