

Gina Storey
UDAP Industries, Inc
13160 Yonder Road
Bozeman, MT 59718

MAY 29 2012

Subject UDAP Industries, Inc , UDAP Pepper Power Bear Deterrent,
EPA Registration No 72007-1,
Label Amendment to Add Language for Kit Sales,
D# 462940, Application Dated 3/27/12

Dear Ms Storey

The amendment referred to above, submitted in connection with registration under FIFRA section 3(c)(7)(A), is acceptable provided that you

- 1 Submit and/or cite all data required for registration/reregistration of your product under FIFRA section 3(c)(5) when the Agency requires all registrants of similar products to submit such data
- 2 Submit two (2) copies of your final printed labeling before you release the product for shipment Final printed labeling means the label or labeling of the product when distributed or sold Clearly legible reproductions or photo reductions will be accepted for unusual labels, such as those silk-screened directly onto glass or metal containers or large bags or drum labels

If these conditions are not complied with, the registration will be subject to cancellation in accordance with FIFRA section 6(b) Your release for shipment of the product bearing the amended labeling constitutes acceptance of these conditions

If you have any questions contact Chris Pfeifer at 703-308-0031 or by email at pfeifer_chris@epa.gov A stamped copy of the label is enclosed for your records

Sincerely,

Linda A Hollis, Chief
Biochemical Pesticides Branch
Biopesticides and Pollution
Prevention Division (7511P)

Enclosure

CONCURRENCES

| | | | | | | | | |
|-----------|---------|--|--|--|--|--|--|--|
| SYMBOL ▶ | 7511P | | | | | | | |
| SURNAME ▶ | PFEIFER | | | | | | | |
| DATE ▶ | 5/23/12 | | | | | | | |

ACCEPTED

MAY 29 2012

Under the Federal Insecticide, Fungicide, and Rodenticide Act, as amended, for the pesticide registered under EPA Reg. No. 72007-1

PRACTICE MAKES PERFECT SENSE!

If you have not used our products before, you should obtain this UDAP training can and practice with it until you can perform, quickly and accurately, the activities necessary to Arm, Apply and Disarm the product.

You may want to practice actually shooting from your holster with this inert can. The inert cans have the same spraying power as our regular sprays without the hot pepper. For training purposes only.

Bear Safety 1st

In a bear attack situation, we do know this: you will panic if you have not been trained ahead how you will think and react. Practice what you need to do in different attack situations. Rehearse, with friends or family various situations in order to be prepared in a real life threatening situation. Recently, a mother and her children were able to prevent a possible mauling by holding bear encounter drills with her family at home before hitting the trail.

UDAP Industries, Inc. Butte, MT 59701

www.BearSpray.com



INDUSTRIES

INERT TRAINING UNIT

Contains no active irritant.
Practice use only.

WARNING
KEEP OUT OF REACH OF CHILDREN
FLAMMABLE

IRRITANT. CONTENTS UNDER PRESSURE. Do not puncture or incinerate can. Exposure to heat about 120°F (50°C) may cause bursting. Caution: Always use eye protection when being sprayed with any Inert Training Unit.



Produced by a grizzly attack survivor!

Net Contents: 7.9 ounces (225g)

DIRECTIONS

TO ARM AND APPLY: Place forefinger through loop in handle with thumb on curl of safety clip (Fig. 1). With thumb, pull safety clip up and straight back. This will expose the trigger lever. Depress trigger lever with thumb, releasing a 1 second burst of spray (Fig. 2). This should be done as the attacking bear is charging toward you and is about 40 feet away (2-3 seconds from reaching you). Be aware that wind or rain can greatly affect the accuracy of the initial burst of spray. In some cases, you may have to wait until the bear is quite close before spraying. If the bear makes it through the initial burst of spray, continue spraying, aiming for the face. Shield your eyes and face if you must face the wind. Be sure to aim low because of the billowing effect of the fog.

TO DISARM: Replace safety clip as illustrated (Fig. 3).



Fig. 1



Fig. 2



Fig. 3




power.

Item: #12-1


The appendix is in conjunction with the product label approved 12/2/10

UDAP



INDUSTRIES

pepper®



**Aerosol
Safety Case**

**Fits All Registered UDAP
Bear Spray Canisters**

- **Helps Protect against extreme temperatures! Resists Heat!**
- **Ideal for storage in vehicles or non-commercial aircraft.**
- **This container is the recommended to Store Bear Spray**

Produced by a Bear Attack Survivor!



**UDAP Industries
Butte, MT 59701**

(800)-232-7941

BearSpray.com

Item# ASC
Aerosol Safety Case



6 79354 00027 3

866 BEAR 911

power[®]
BY UDAP INDUSTRIES



Read back panel for label information

PRODUCED BY A
GRIZZLY BEAR ATTACK SURVIVOR



DO NOT SEEK OUT ENCOUNTERS WITH BEARS. THIS PRODUCT IS A BEAR ATTACK DETERRENT WHICH MAY PROTECT USERS IN SOME UNEXPECTED CONFRONTATIONS WITH BEARS BUT MAY NOT BE EFFECTIVE IN ALL SITUATIONS OR PREVENT ALL INJURIES. READ CAREFULLY THE ENTIRE LABEL UPON PURCHASE & BEFORE TAKING THIS PRODUCT INTO AREAS WHERE BEARS MIGHT BE ENCOUNTERED.

Strong irritant to eyes, nose and skin. Wash thoroughly with soap and water after handling. See Side Panel for additional precautions.

Active Ingredients:
Capsaicin and related capsaicinoids 2.0%
Inert Ingredients 98.0%

TOTAL


100.0%

*Made from Oleoresin of Capsicum

EPA Reg. No. 72007-1 EPA Est. No. 72007-MT-001

Appendix B Page 1 of 6

4/21



PRECAUTIONARY STATEMENTS
 HAZARDS TO HUMANS AND DOMESTIC ANIMALS
 DANGER: May cause irreversible physical eye damage if sprayed in the eye. Contact through touching or rubbing eyes may result in seasonal allergic conjunctivitis. Avoid contact with skin or clothing. Wash thoroughly with soap and water after handling. Remove contaminated clothing. **WASH AND RINSE** before reuse.

Have label with you when obtaining treatment advice.
IF ON SKIN OR CLOTHING: Take off contaminated clothing. Rinse skin immediately with plenty of water for 15-20 minutes. Call a poison control center, doctor, or 1-800-858-7278 immediately for treatment advice.
IF IN EYES: Hold eye open and rinse slowly and gently with water for 15-20 minutes. Remove contact lenses, if present, after the first 5 minutes, then continue rinsing eye. Call a poison control center, doctor, or 1-800-858-7278 immediately for treatment advice.

ENVIRONMENTAL HAZARDS
 Do not apply directly to water. Do not contaminate water by disposal of unused material.

PHYSICAL OR CHEMICAL HAZARDS
 Contents under pressure. Do not use or store near heat or open flame. Do not puncture or incinerate container. Exposure to temperatures above 130°F may cause bursting.

STORAGE & DISPOSAL
STORAGE: STORE IN A COOL, DRY PLACE UNACCESSIBLE TO CHILDREN AND PETS. Do not store in places where the temperature is above 120°F or below 32°F. Do not store in heat, vehicle or in direct sunlight.
DISPOSAL: Call 1-800-535-5053 for CHEMICAL EMERGENCY.
 DISPOSAL: DO NOT INCUBATE OR PUNCTURE.
 If empty, do not reuse empty container. Place in trash or offer for recycling if available. If partially filled, call your local solid waste agency for disposal instructions.

Disclaimer: To the extent allowed by law, UDAP Industries, Inc. shall not be liable for damage, injury, loss, direct or consequential, including death arising out of the use of, or inability to use this product. Contact local law enforcement officials about regulations concerning this product. **Note:** As part of an ongoing research project, UDAP Industries needs your true account of UDAP Power use against bear attacks. Please call 1-800-535-7941 for details.

BE PREPARED!

DO NOT SEEK OUT ENCOUNTERS WITH BEARS. THIS PRODUCT IS A BEAR ATTRACTION WHICH MAY PROTECT USERS IN SOME UNEXPECTED CIRCUMSTANCES WITH BEARS BUT MAY NOT BE EFFECTIVE IN ALL SITUATIONS OR PREVENT ALL INJURIES. READ CAREFULLY THE ENTIRE LABEL UPON PURCHASE & BEFORE USING THIS PRODUCT INTO AREAS WHERE BEARS MIGHT BE ENCOUNTERED.

KEEP OUT OF REACH OF CHILDREN

DANGER
 Strong irritant to eyes, nose and skin. Wash thoroughly with soap and water after handling. See Side Panel for additional precautions.

Active ingredients:
 capsaicin and related capsaicinoids - 2.0%
 inert ingredients - 98.0%
TOTAL 100.0%
 *Made from Oleoresin of Capsicum

UDAP Industries, Inc.
 P.O. Box 4072
 Burt, WI 53702
 1-800-232-7941
 Produced by a grizzly attack survivor!
CHEMICAL EMERGENCY: 1-800-535-5053
EPA Reg. No. 72007-1 EPA Est. No. 72007-WF-001
Net Contents: 7.9 ounces (225g)

DIRECTIONS FOR USE

It is a violation of Federal law to use this product in a manner inconsistent with the USE RESTRICTIONS. This product may be used only to deter bears which feeding or roosting habitually in a particular area. Do not use on or near water, or on any other animals. Do not use on or near children, other animals, or on clothing. Do not spray this product on trees, other objects, or on clothing. Such use has a potential effect on bears. Keep safety clip in place except when packing with or using the product. Do not eat or allow to be eaten any food or feed materials which may have become contaminated with this product. Use with caution. Contents will cause pain and temporary impairment to eyes, nose, mouth and lungs. Individuals who suffer from asthma or emphysema may have a more severe reaction.


This product has a range of up to 30 feet (9 meters).

This container completely in approximately 4 seconds (225g container) 5.4 seconds (240g container).

APPLICATION DIRECTIONS: Sprayed procedure must be followed to use the container. Apply the product, and restore the safety clip to disperse the contents. Before taking this product into bear country, read the directions and familiarize yourself with these procedures. If you restrike this container, do so with your back to the yard in an area away from people and bears. Do not restrike "Power Bear" in an area where you plan to camp, hunt, hike, or fish. Do not restrike for more than a half a second. After restriking, close the container but do not shake it to mix the product. If you have not used the product but do not wish to use it, return the UDAP container to the store where you can return, quickly and unconditionally, the container described in the column below.

TO AVOID AND APPLY: Place food/lure through loop in handle with thumb on end of safety clip (Fig. 1). With thumb, pull safety clip up and straight back. This will expose the trigger lever. Depress trigger lever with thumb, releasing a 1" second burst of spray (Fig. 2). This should be done at a distance of 10-15 feet. Do not restrike you and a burst of 40 feet every 1-2 seconds. Immediately after the spray, the opening of the container will be closed. In some cases, you may have to restrike the spray quite often before spraying. If the bear makes it through the initial burst of spray, continue spraying, aiming for the face. Should your eyes and face if you must face the wind.

TO DISARM: Replace safety clip as illustrated (Fig. 3).



UDAP INERT TRAINING UNIT

WARNING
 KEEP OUT OF REACH OF CHILDREN
 FLAMMABLE

CAUTION: CONTAINS UNDER PRESSURE. Do not puncture or incinerate container. Exposure to heat above 120°F (50°C) may cause bursting. Contents always use eye protection when being sprayed with any bear training bait.

Produced by a grizzly attack survivor!
 Net Contents: 9.2 ounces (260g)

DIRECTIONS

TO AVOID AND APPLY: Place food/lure through loop in handle with thumb on end of safety clip (Fig. 1). With thumb, pull safety clip up and straight back. This will expose the trigger lever. Depress trigger lever with thumb, releasing a 1" second burst of spray (Fig. 2). This should be done at a distance of 10-15 feet. Do not restrike you and a burst of 40 feet every 1-2 seconds. Immediately after the spray, the opening of the container will be closed. In some cases, you may have to restrike the spray quite often before spraying. If the bear makes it through the initial burst of spray, continue spraying, aiming for the face. Should your eyes and face if you must face the wind.

TO DISARM: Replace safety clip as illustrated (Fig. 3).



in Bear Country from Aggressive Attacks!



Mount's Bear Spray Almost Anywhere!
 (Cabins, Boats, ATV's, Doorways Etc.)



Mark Murthey was attacked by a female grizzly bear on a mountain trail, a less than half a minute the grizzly charged and maulled Mark twice. Mark's partner, Dr. Fred Borison, reached immediately to Mark's condition and treated his wounds. Fortunately Dr. Borison got Mark out of the woods and to the emergency room without further incident. Mark suffered extensive bite injuries to the head and neck, bite lacerations to the right arm, and also to the left outer chest. This bear attack is what motivated Mark to establish UGAP industries, Inc.

**Be Prepared in
To Deter Bears from
Humans**

Appendix B Page 3 of 6



Appendix B Page 4 of 6



pepper
power

Geta-Grip Mounting System

10/21



Be Prepared
in Bear Country
To Deter Bears
from Aggressive
Attacks!

30
Foot Fog!

BEAR SPRAY

BIKE MOUNT

UDAP Bear Defense Products



| ITEM# | NET CONTENTS | DESCRIPTION |
|-------|---------------|----------------------------|
| #12 | 7.9oz-225g | Bear Spray (can only) |
| #12HP | 7.9oz-225g | Bear Spray w/Hip Holster |
| #12CP | 7.9 oz-225g | Bear Spray w/Chest Holster |
| #15 | 9.2 oz-260g | Bear Spray (can only) |
| #15HP | 9.2 oz-260g | Bear Spray w/Hip Holster |
| #15CP | 9.2 oz-260g | Bear Spray w/Chest Holster |
| #18 | 13.4oz - 380g | Bear Spray (can only) |
| #18HP | 13.4oz - 380g | Bear Spray w/Hip Holster |
| #18CP | 13.4oz - 380g | Bear Spray w/Chest Holster |

Bear Spray Accessories

- GM - Geta Grip - for mounting bear spray to: bikes, ATV's, RV's, boats and security locations
- ASC - Aerosol safety case (small aircraft)

Mount's
Bear Spray
Almost
Anywhere!

(Cabins,
Boats. ATV's
Doorways Etc.)

Read Carefully the entire
label upon purchase

In any kind of attack situation you have to **react under pressure**. **Bear Attacks** can be fast, often leaving you no time to think, only time to react. We strongly recommend you take time to familiarize yourself with this products operation.
Practice makes perfect sense!

Produced by
a grizzly
bear
survivor!

Thank you for purchasing this product.

800 941
(2327) alert

#12GM
Bear Spray
with
Geta Grip
Bike Mount

Be

Works on Bear Species



Bear Attack


Mark Matheny
a grizzly bear attack survivor

Mark Matheny was attacked by a female grizzly bear on a main trail. In less than half a minute the grizzly charged and mauled Mark twice. Mark's partner, Dr. Fred Bahnson, reacted immediately to Mark's condition and treated his wounds. Fortunately Dr. Bahnson got Mark out of the woods and to the emergency room without further incident. Mark suffered extensive bite lacerations to the head and neck, bite lacerations to the right arm, and also to the left anterior chest. This bear attack is what motivated Mark to establish UDAP Industries, Inc.

Be Prepared in Bear Country To Deter Bears from Attacking Humans

Read Carefully the entire label upon purchase
Do NOT store in Hot vehicle or in direct sunlight


**Geta-Grip
Mount's
Bear Spray
Almost
Anywhere!**



Most Bear Attacks Involve a Mother with Cub(s)



Capsaicin &
Related Capsaicinoids



PRECAUTIONARY STATEMENTS

HAZARDS TO HUMANS & DOMESTIC ANIMALS

DANGER: May cause irreversible physical eye damage if sprayed in the eye. Contact through touching or rubbing eyes may result in substantial but temporary eye injury. Avoid contact with skin or clothing. Wash thoroughly with soap and water after handling. Remove contaminated clothing and wash clothing before reuse.

FIRST AID

Have label with you when obtaining treatment advice
IF ON SKIN OR CLOTHING: Take off contaminated clothing. Rinse skin immediately with plenty of water for 15-20 minutes. Call a poison control center, doctor, or 1-800-858-7378 immediately for treatment advice.
IF IN EYES: Hold eye open and rinse slowly and gently with water for 15-20 minutes. Remove contact lenses, if present, after the first 5 minutes, then continue rinsing eye. Call a poison control center, doctor, or 1-800-858-7378 immediately for treatment advice.

ENVIRONMENTAL HAZARDS

Do not apply directly to water. Do not contaminate water by disposing of unused material.

PHYSICAL OR CHEMICAL HAZARDS

Contents under pressure. Do not use or store near heat or open flame. Do not puncture or incinerate container. Exposure to temperatures above 130° F may cause bursting.

STORAGE & DISPOSAL

STORAGE: STORE IN A COOL, DRY PLACE INACCESSIBLE TO CHILDREN AND PETS. Do not store in places where the temperature is above 120°F or below 32°F. Do not store in hot vehicle or in direct sunlight.

Spills: Call 1-800-535-5053 for CHEMICAL EMERGENCY.

DISPOSAL: DO NOT INCINERATE OR PUNCTURE
If empty: Do not reuse empty container. Place in trash or offer for recycling if available. If partially filled: Call your local solid waste agency for disposal instructions.

Disclaimer: To the extent allowed by law, UDAP Industries, Inc. shall not be liable for damage, injury, loss, direct or consequential including death arising out of the use of, or inability to use this product. Contact local law enforcement officials about regulations concerning this product. **Note:** As part of an ongoing research project, UDAP Industries needs your true account of UDAP Pepper Power® use against bear attacks. Please call 1-800-232-7941 for details.

DIRECTIONS FOR USE

It is a violation of Federal law to use this product in a manner inconsistent with its labeling.

USE RESTRICTIONS: This product may be used only to deter bears which are attacking or appear likely to attack humans.

Do not seek out encounters with bears or intentionally provoke them. This product may not be effective in all situations or prevent all injuries. Do not spray this product on tents, other objects, or on clothing. Such use has no deterrent effect on bears. Keep safety clip in place except when practicing with or using the product. Do not eat or allow to be eaten any food or feed materials which may have become contaminated with this product. Use with caution. Contents will cause pain and temporary impairment to eyes, nose, mouth and lungs. Individuals who suffer from asthma or emphysema may have a more severe reaction.

This product has a range of up to 35 feet [380g size].
This product has a range of up to 30 feet [260g, 225g size].
This canister empties completely in approximately 7 seconds [380g container], 5.4 seconds [260g container], 4 seconds [225g container].

APPLICATION DIRECTIONS: Special procedures must be followed to arm the container, apply the product, and restore the safety clip to disarm the container. Before taking this product into bear country, read the directions and familiarize yourself with these procedures. If you test-fire this container, do so with your back to the wind in an area away from people and bears. Do not test-fire Pepper Power® in an area where you plan to camp, hunt, hike, or fish. Do not test-fire for more than a half a second. After test-firing, clean nozzle and can with soap and water to remove residue. If you have not used this product before, you should obtain a UDAP training can and practice with it until you can perform, quickly and accurately, the activities described in the column below.

TO ARM AND APPLY: Place forefinger through loop in handle with thumb on curl of safety clip (Fig. 1). With thumb, pull safety clip up and straight back. This will expose the trigger lever. Depress trigger lever with thumb, releasing a 1 second burst of spray (Fig. 2). This should be done as the attacking bear is charging toward you and is about 40 feet away (2-3 seconds from reaching you). Be aware that wind or rain can greatly affect the accuracy of the initial burst of spray. In some cases, you may have to wait until the bear is quite close before spraying. If the bear makes it through the initial burst of spray, continue spraying, aiming for the face. Shield your eyes and face if you must face the wind.

TO DISARM: Replace safety clip as illustrated (Fig. 3).



with BIKE MOUNT

#BS2-Bear Spray w/ Holster 2PK



6 79354 00054 9

UDAP **power**[®]



2.0% Capsaicin & Related Capsaicinoids k/21

30 Foot Fog!

BEAR SPRAY

UDAP Bear Defense Products

| ITEM# | NET CONTENTS | DESCRIPTION |
|-------|---------------|----------------------------|
| #12 | 7.9oz-225g | Bear Spray (can only) |
| #12HP | 7.9oz-225g | Bear Spray w/Hip Holster |
| #12CP | 7.9 oz-225g | Bear Spray w/Chest Holster |
| #15 | 9.2 oz-260g | Bear Spray (can only) |
| #15HP | 9.2 oz-260g | Bear Spray w/Hip Holster |
| #15CP | 9.2 oz-260g | Bear Spray w/Chest Holster |
| #18 | 13.4oz - 380g | Bear Spray (can only) |
| #18HP | 13.4oz - 380g | Bear Spray w/Hip Holster |
| #18CP | 13.4oz - 380g | Bear Spray w/Chest Holster |

Bear Spray Accessories

- GM - Geta Grip - for mounting bear spray to: bikes, ATV's, RV's, boats and security locations
- ASC - Aerosol safety case (small aircraft)

Read Carefully the entire label upon purchase

In any kind of attack situation you have to **react under pressure**. **Bear Attacks** can be fast, often leaving you no time to think, only time to react. We strongly recommend you take time to familiarize yourself with this products operation. Practice makes perfect sense!

Thank you for purchasing this product.

Inert Training Canister Practice Makes Perfect Sense!

#12IP Bear Spray with Hip Holster and Inert Training Can

Shoot from the holster design!

Produced by a grizzly bear survivor!

Be

800 941 (2327)

alert

Works on Bear Species



Mark Matheny
a grizzly bear attack survivor

Bear Attack

Mark Matheny was attacked by a female grizzly bear on a main trail. In less than half a minute the grizzly charged and mauled Mark twice. Mark's partner, Dr. Fred Bahnson, reacted immediately to Mark's condition and treated his wounds. Fortunately Dr. Bahnson got Mark out of the woods and to the emergency room without further incident. Mark suffered extensive bite lacerations to the head and neck, bite lacerations to the right arm, and also to the left anterior chest. This bear attack is what motivated Mark to establish UDAP Industries, Inc.

Be Prepared in Bear Country To Deter Bears from Attacking Humans

Read Carefully the entire label upon purchase
Do NOT store in Hot vehicle or in direct sunlight

Hip Holster Included



Shoot from the Holster
designs, providing silent
and easy access to
the trigger.

Most Bear Attacks Involve a Mother with Cub(s)



Capsaicin &
Related Capsaicinoids

BEAR WITH INERT TRAINING CAN

FREE BEAR SAFETY TIPS BOOKLET INCLUDED

BEAR IN MIND



PRECAUTIONARY STATEMENTS HAZARDS TO HUMANS & DOMESTIC ANIMALS

DANGER: May cause irreversible physical eye damage if sprayed in the eye. Contact through touching or rubbing eyes may result in substantial but temporary eye injury. Avoid contact with skin or clothing. Wash thoroughly with soap and water after handling. Remove contaminated clothing and wash clothing before reuse.

FIRST AID

IF ON SKIN OR CLOTHING: Take off contaminated clothing. Rinse skin immediately with plenty of water for 15-20 minutes. Call a poison control center, doctor, or 1-800-858-7378 immediately for treatment advice.

IF IN EYES: Hold eye open and rinse slowly and gently with water for 15-20 minutes. Remove contact lenses, if present, after the first 5 minutes, then continue rinsing eye. Call a poison control center, doctor, or 1-800-858-7378 immediately for treatment advice.

ENVIRONMENTAL HAZARDS

Do not apply directly to water. Do not contaminate water by disposing of unused material.

PHYSICAL OR CHEMICAL HAZARDS

Contents under pressure. Do not use or store near heat or open flame. Do not puncture or incinerate container. Exposure to temperatures above 130° F may cause bursting.

STORAGE & DISPOSAL

STORAGE: STORE IN A COOL, DRY PLACE INACCESSIBLE TO CHILDREN AND PETS. Do not store in places where the temperature is above 120°F or below 32°F. Do not store in hot vehicle or in direct sunlight.

Spills: Call 1-800-535-5053 for CHEMICAL EMERGENCY.

DISPOSAL: DO NOT INCINERATE OR PUNCTURE

If empty: Do not reuse empty container. Place in trash or offer for recycling if available. If partially filled: Call your local solid waste agency for disposal instructions.

Disclaimer: To the extent allowed by law, UDAP Industries, Inc. shall not be liable for damage, injury, loss, direct or consequential including death arising out of the use of, or inability to use this product. Contact local law enforcement officials about regulations concerning this product. **Note:** As part of an ongoing research project, UDAP Industries needs your true account of UDAP Pepper Power® use against bear attacks. Please call 1-800-232-7941 for details.

DIRECTIONS FOR USE

It is a violation of Federal law to use this product in a manner inconsistent with its labeling.

USE RESTRICTIONS: This product may be used only to deter bears which are attacking or appear likely to attack humans.

Do not seek out encounters with bears or intentionally provoke them. This product may not be effective in all situations or prevent all injuries. Do not spray this product on tents, other objects, or on clothing. Such use has no deterrent effect on bears. Keep safety clip in place except when practicing with or using the product. Do not eat or allow to be eaten any food or feed materials which may have become contaminated with this product. Use with caution. Contents will cause pain and temporary impairment to eyes, nose, mouth and lungs. Individuals who suffer from asthma or emphysema may have a more severe reaction.

This product has a range of up to 35 feet [380g size].

This product has a range of up to 30 feet [260g, 225g size].

This canister empties completely in approximately 7 seconds [380g container], 5.4 seconds [260g container], 4 seconds [225g container].

APPLICATION DIRECTIONS: Special procedures must be followed to arm the container, apply the product, and restore the safety clip to disarm the container. Before taking this product into bear country, read the directions and familiarize yourself with these procedures. If you test-fire this container, do so with your back to the wind in an area away from people and bears. Do not test-fire Pepper Power® in an area where you plan to camp, hunt, hike, or fish. Do not test-fire for more than a half a second. After test-firing, clean nozzle and can with soap and water to remove residue. If you have not used this product before, you should obtain a UDAP training can and practice with it until you can perform, quickly and accurately, the activities described in the column below.

TO ARM AND APPLY: Place forefinger through loop in handle with thumb on curl of safety clip (Fig. 1). With thumb, pull safety clip up and straight back. This will expose the trigger lever. Depress trigger lever with thumb, releasing a 1-second burst of spray (Fig. 2). This should be done as the attacking bear is charging toward you and is about 40 feet away (2-3 seconds from reaching you). Be aware that wind or rain can greatly affect the accuracy of the initial burst of spray. In some cases, you may have to wait until the bear is quite close before spraying. If the bear makes it through the initial burst of spray, continue spraying, aiming for the face. Shield your eyes and face if you must face the wind.

TO DISARM: Replace safety clip as illustrated (Fig. 3).



Fig. 1



Fig. 2



Fig. 3

#1 ZIP-Bear Spray w/ Inert Kit



6 79354 00054 9



power[®]

2 PACK ^{9/21}

**B
E
A
R
S
P
R
A
Y**

UDAP Bear Defense Products

- #10 - 1.5oz. Bear Spray
- #11 - 3oz. Bear Spray
- #12 - 4oz. Bear Spray
- #13 - 6oz. Bear Spray
- #14 - 8oz. Bear Spray
- #15 - 12oz. Bear Spray
- #16 - 16oz. Bear Spray
- #17 - 24oz. Bear Spray
- #18 - 32oz. Bear Spray
- #19 - 48oz. Bear Spray
- #20 - 64oz. Bear Spray

Bear Spray Accessories

- #21 - Bear Spray Holder
- #22 - Bear Spray Holder
- #23 - Bear Spray Holder

Read Carefully the entire label upon purchase

Thank you for purchasing this product.

800 BEAR 941
(2327)

Stay alert

**H
O
L
S
T
E
R
S

I
N
C
L
U
D
E
D**

**30
FOOT
FOG
SPRAY**

Capsaicin & Related Capsaicinoids

2.0%

**Item #
V2P**

HAZARDS TO HUMANS & DOMESTIC ANIMALS

DANGER: May cause irreversible physical eye damage if sprayed in the eye. Contact through touching or rubbing eyes may result in substantial but temporary eye injury. Avoid contact with skin or clothing. Wash thoroughly with soap and water after handling. Remove contaminated clothing and wash clothing before reuse.

Have label with you when obtaining treatment advice

IF ON SKIN OR CLOTHING: Take off contaminated clothing. Rinse skin immediately with plenty of water for 15-20 minutes. Call a poison control center, doctor, or 1-800-858-7378 immediately for treatment advice.

IF IN EYES: Hold eye open and rinse slowly and gently with water for 15-20 minutes. Remove contact lenses, if present, after the first 5 minutes, then continue rinsing eye. Call a poison control center, doctor, or 1-800-858-7378 immediately for treatment advice.

Do not apply directly to water. Do not contaminate water by disposing of unused material.

Contents under pressure. Do not use or store near heat or open flame. Do not puncture or incinerate container. Exposure to temperatures above 130° F may cause bursting.

STORAGE: STORE IN A COOL, DRY PLACE INACCESSIBLE TO CHILDREN AND PETS. Do not store in places where the temperature is above 120°F or below 32°F. Do not store in hot vehicle or in direct sunlight.

Spills: Call 1-800-535-5053 for CHEMICAL EMERGENCY.

Disposal: If empty: Do not reuse empty container. Place in trash or offer for recycling if available. If partially filled: Call your local solid waste agency for disposal instructions.

To the extent allowed by law, UDAP Industries, Inc. shall not be liable for damage, injury, loss, direct or consequential including death arising out of the use of, or inability to use this product. Contact local law enforcement officials about regulations concerning this product. As part of an ongoing research project, UDAP Industries needs your true account of UDAP PepperPower™ use against bear attacks. Please call 1-800-232-7941 for details.

UDAP Pepper Power Bear Deterrent

It is a violation of Federal law to use this product in a manner inconsistent with its labeling.

This product may be used only to deter bears which are attacking or appear likely to attack humans.

Do not seek out encounters with bears or intentionally provoke them. This product may not be effective in all situations or prevent all injuries. Do not spray this product on tents, other objects, or on clothing. Such use has no deterrent effect on bears. Keep safety clip in place except when practicing with or using the product. Do not eat or allow to be eaten any food or feed materials which may have become contaminated with this product. Use with caution. Contents will cause pain and temporary impairment to eyes, nose, mouth and lungs. Individuals who suffer from asthma or emphysema may have a more severe reaction.

This product has a range of up to 30 feet (9 meters). This canister empties completely in approximately 4 seconds [225g container] 5.4 seconds [260g container].

Special procedures must be followed to arm the container, apply the product, and restore the safety clip to disarm the container. Before taking this product into bear country, read the directions and familiarize yourself with these procedures. If you test-fire this container, do so with your back to the wind in an area away from people and bears. Do not test-fire PepperPower™ in an area where you plan to camp, hunt, hike, or fish. Do not test-fire for more than a half a second. After test-firing, clean nozzle and can with soap and water to remove residue. If you have not used this product before, you should obtain a UDAP training can and practice with it until you can perform, quickly and accurately, the activities described in the column below.

Place forefinger through loop in handle with thumb on curl of safety clip {Fig. 1}. With thumb, pull safety clip up and straight back. This will expose the trigger lever. Depress trigger lever with thumb, releasing a 1 second burst of spray {Fig. 2}. This should be done as the attacking bear is charging toward you and is about 40 feet away (2-3 seconds from reaching you). Be aware that wind or rain can greatly affect the accuracy of the initial burst of spray. In some cases, you may have to wait until the bear is quite close before spraying. If the bear makes it through the initial burst of spray, continue spraying, aiming for the face. Shield your eyes and face if you must face the wind. Replace safety clip as illustrated {Fig. 3}.




Fig. 1



Fig. 2



Fig. 3



Capsaicin &
Related Capsaicinoids

2.0%

BEAR SPRAY 2 PACK



#V2P-Bear Spray w/ Hobler 2PK



6 79354 00054 9



power[®]

**PRACTICE MAKES
PERFECT SENSE!**

16/21

BEAR SPRAY

UDAP Bear Defense Products

UDAP Bear Defense Products are designed to deter bears from attacking humans. The products are effective against all bear species and are safe for humans and the environment. They are available in various sizes and formulations to meet your needs.

Bear Spray Accessories

Bear Spray Accessories include holsters, canisters, and other items that make using bear spray easier and more effective. These accessories are designed to be durable and reliable in the field.

**Read Carefully the entire
label upon purchase**

Use bear spray as a last resort when you are threatened by a bear. It is not intended for use against humans or other animals. Always use it responsibly and follow the instructions on the label.

Thank you for purchasing this product.

800 BEAR 941
(2327)

**Stay
alert**

**INERT TRAINING CANISTER
AND HOLSTER INCLUDED**

**30
FOOT
FOG
SPRAY**

Capsaicin &
Related Capsaicinoids

2.0%

**Item #
VIP**

HAZARDS TO HUMANS & DOMESTIC ANIMALS

DANGER: May cause irreversible physical eye damage if sprayed in the eye. Contact through touching or rubbing eyes may result in substantial but temporary eye injury. Avoid contact with skin or clothing. Wash thoroughly with soap and water after handling. Remove contaminated clothing and wash clothing before reuse.

Have label with you when obtaining treatment advice

IF ON SKIN OR CLOTHING: Take off contaminated clothing. Rinse skin immediately with plenty of water for 15–20 minutes. Call a poison control center, doctor, or 1-800-858-7378 immediately for treatment advice.

IF IN EYES: Hold eye open and rinse slowly and gently with water for 15–20 minutes. Remove contact lenses, if present, after the first 5 minutes, then continue rinsing eye. Call a poison control center, doctor, or 1-800-858-7378 immediately for treatment advice.

Do not apply directly to water. Do not contaminate water by disposing of unused material.

Contents under pressure. Do not use or store near heat or open flame. Do not puncture or incinerate container. Exposure to temperatures above 130° F may cause bursting.

STORE IN A COOL, DRY PLACE INACCESSIBLE TO CHILDREN AND PETS. Do not store in places where the temperature is above 120°F or below 32°F. Do not store in hot vehicle or in direct sunlight.

Spills: Call 1-800-535-5053 for CHEMICAL EMERGENCY.

DO NOT INCINERATE OR PUNCTURE

If empty: Do not reuse empty container. Place in trash or offer for recycling if available. If partially filled: Call your local solid waste agency for disposal instructions.

To the extent allowed by law, UDAP Industries, Inc. shall not be liable for damage, injury, loss, direct or consequential including death arising out of the use of, or inability to use this product. Contact local law enforcement officials about regulations concerning this product. As part of an ongoing research project, UDAP Industries needs your true account of UDAP PepperPower™ use against bear attacks. Please call 1-800-232-7941 for details.

It is a violation of Federal law to use this product in a manner inconsistent with its labeling.

This product may be used only to deter bears which are attacking or appear likely to attack humans.

Do not seek out encounters with bears or intentionally provoke them. This product may not be effective in all situations or prevent all injuries. Do not spray this product on tents, other objects, or on clothing. Such use has no deterrent effect on bears. Keep safety clip in place except when practicing with or using the product. Do not eat or allow to be eaten any food or feed materials which may have become contaminated with this product. Use with caution. Contents will cause pain and temporary impairment to eyes, nose, mouth and lungs. Individuals who suffer from asthma or emphysema may have a more severe reaction.

This product has a range of up to 30 feet (9 meters). This canister empties completely in approximately 4 seconds [225g container] 5.4 seconds [260g container].

Special procedures must be followed to arm the container, apply the product, and restore the safety clip to disarm the container. Before taking this product into bear country, read the directions and familiarize yourself with these procedures. If you test-fire this container, do so with your back to the wind in an area away from people and bears. Do not test-fire PepperPower™ in an area where you plan to camp, hunt, hike, or fish. Do not test-fire for more than a half a second. After test-firing, clean nozzle and can with soap and water to remove residue. If you have not used this product before, you should obtain a UDAP training can and practice with it until you can perform, quickly and accurately, the activities described in the column below.

Place forefinger through loop in handle with thumb on curl of safety clip (Fig. 1). With thumb, pull safety clip up and straight back. This will expose the trigger lever. Depress trigger lever with thumb, releasing a 1 second burst of spray (Fig. 2). This should be done as the attacking bear is charging toward you and is about 40 feet away (2-3 seconds from reaching you). Be aware that wind or rain can greatly affect the accuracy of the initial burst of spray. In some cases, you may have to wait until the bear is quite close before spraying. If the bear makes it through the initial burst of spray, continue spraying, aiming for the face. Shield your eyes and face if you must face the wind. Replace safety clip as illustrated (Fig. 3).

UDAP Pepper Power Bear Deterrent




Fig. 1



Fig. 2



Fig. 3



BEAR PREPARED!



Capsaicin & Related Capsaicinoids
2.0%

BEAR SPRAY WITH TRAINING CANISTER





**Bear
Pepper
Spray**

**Works on
All Bear
Species**

To Deter Bears from Aggressive Attacks!

Be Prepared in Bear Country

UDAP Bear Defense Products

| ITEM# | NET CONTENTS | DESCRIPTION |
|-------|--------------|----------------------------|
| #12 | 7.9oz-225g | Bear Spray (can only) |
| #12HP | 7.9oz-225g | Bear Spray w/Hip Holster |
| #15 | 9.2 oz-260g | Bear Spray (can only) |
| #15HP | 9.2 oz-260g | Bear Spray w/Hip Holster |
| #15CP | 9.2 oz-260g | Bear Spray w/Chest Holster |
| #18 | 13.4 oz-380g | Bear Spray (can only) |
| #18HP | 13.4 oz-380g | Bear Spray w/Hip Holster |
| #18CP | 13.4 oz-380g | Bear Spray w/Chest Holster |

Bear Spray Accessories

- #GM - Geta Grip - for mounting bear spray to: bikes, ATV's, RV's, boats and security locations
- #ASC - Aerosol safety case (small aircraft)

Read Carefully the entire label upon purchase


In any kind of attack situation you have to **react under pressure**. **Bear Attacks** can be fast, often leaving you no time to think, only time to react. We strongly recommend you take time to familiarize yourself with this products operation. Practice makes perfect sense!

Thank you for purchasing this product.

800 BEAR 941 (2327) Stay alert

Be Prepared!

UDAP's "Shoot from the Holster" designs!



19/21



Works on
All Bear
Species

BEAR SPRAY

Be Prepared in Bear Country

UDAP Bear Defense Products

| ITEM# | NET CONTENTS | DESCRIPTION |
|-------|--------------|----------------------------|
| #12 | 7.9oz-225g | Bear Spray (can only) |
| #12HP | 7.9oz-225g | Bear Spray w/Hip Holster |
| #15 | 9.2 oz-260g | Bear Spray (can only) |
| #15HP | 9.2 oz-260g | Bear Spray w/Hip Holster |
| #15CP | 9.2 oz-260g | Bear Spray w/Chest Holster |
| #18 | 13.4 oz-380g | Bear Spray (can only) |
| #18HP | 13.4 oz-380g | Bear Spray w/Hip Holster |
| #18CP | 13.4 oz-380g | Bear Spray w/Chest Holster |

Bear Spray Accessories

- #GM - Geta Grip - for mounting bear spray to: bikes, ATV's, RV's, boats and security locations
- #ASC - Aerosol safety case (small aircraft)

Read Carefully the entire label upon purchase

In any kind of attack situation you have to **react under pressure**. **Bear Attacks** can be fast, often leaving you no time to think, only time to react. We strongly recommend you take time to familiarize yourself with this products operation. Practice makes perfect sense!

Thank you for purchasing this product.

800 BEAR 941
(2327)

Stay alert

Hip Holster with Belt

UDAP's "Shoot from the Holster" designs!

#12PPINK





**30
Foot
Fog!**

**Works on
All Bear
Species**

BEAR SPRAY

Be Prepared in Bear Country

UDAP Bear Defense Products

| ITEM# | NET CONTENTS | DESCRIPTION |
|-------|--------------|----------------------------|
| #12 | 7.9oz-225g | Bear Spray (can only) |
| #12HP | 7.9oz-225g | Bear Spray w/Hip Holster |
| #15 | 9.2 oz-260g | Bear Spray (can only) |
| #15HP | 9.2 oz-260g | Bear Spray w/Hip Holster |
| #15CP | 9.2 oz-260g | Bear Spray w/Chest Holster |
| #18 | 13.4 oz-380g | Bear Spray (can only) |
| #18HP | 13.4 oz-380g | Bear Spray w/Hip Holster |
| #18CP | 13.4 oz-380g | Bear Spray w/Chest Holster |

Bear Spray Accessories

- #GM - Geta Grip - for mounting bear spray to: bikes, ATV's, RV's, boats and security locations
- #ASC - Aerosol safety case (small aircraft)

Read Carefully the entire label upon purchase

In any kind of attack situation you have to **react under pressure**. **Bear Attacks** can be fast, often leaving you no time to think, only time to react. We strongly recommend you take time to familiarize yourself with this products operation. Practice makes perfect sense!

Thank you for purchasing this product.

800 BEAR 941
(2327)

Stay alert

Hip Holster with Belt

UDAP's "Shoot from the Holster" designs!

#12PPINK






Mark Matheny a grizzly bear attack survivor

Bear Attack

Mark Matheny was attacked by a female grizzly bear on a main trail. In less than half a minute the grizzly charged and mauled Mark twice. Mark's partner, Dr. Fred Bohanson, reacted immediately to Mark's condition and treated his wounds. Fortunately Dr. Bohanson got Mark out of the woods and to the emergency room without further incident. Mark suffered extensive bite lacerations to the head and neck, bite lacerations to the right arm, and also to the left anterior chest. This bear attack is what motivated Mark to establish UDAP Industries, Inc.

Be Prepared in Bear Country



BEAR IN MIND

For a limited time, the safety wedge will glow in the dark.
To prevent loss, the safety wedge is attached to the handle, please leave attached.



30 FOOT FOG!
(9 meters)

For use on All Bear Species

DIRECTIONS FOR USE

It is a violation of Federal law to use this product in a manner inconsistent with its labeling.

USE RESTRICTIONS: This product may be used only to deter bears which are attacking or appear likely to attack humans.

Do not seek out encounters with bears or intentionally provoke them. This product may not be effective in all situations or prevent all injuries. Do not spray this product on tents, other objects, or on clothing. Such use has no deterrent effect on bears. Keep safety clip in place except when practicing with or using the product. Do not eat or allow to be eaten any food or feed materials which may have become contaminated with this product. Use with caution. Contents will cause pain and temporary impairment to eyes, nose, mouth and lungs. Individuals who suffer from asthma or emphysema may have a more severe reaction.

This product has a range of up to 30 feet (9 meters).

This canister empties completely in approximately 4 seconds [225g container] 5.4 seconds [260g container].

APPLICATION DIRECTIONS: Special procedures must be followed to arm the container, apply the product, and restore the safety clip to disarm the container. Before taking this product into bear country, read the directions and familiarize yourself with these procedures. If you test-fire this container, do so with your back to the wind in an area away from people and bears. Do not test-fire Pepper Power™ in an area where you plan to camp, hunt, hike, or fish. Do not test-fire for more than a half a second. After test-firing, clean nozzle and can with soap and water to remove residue.

If you have not used this product before, you should obtain a UDAP training can and practice with it until you can perform, quickly and accurately, the activities described in the column below.

TO ARM AND APPLY: Place forefinger through loop in handle with thumb on coil of safety clip (Fig. 1). With thumb, pull safety clip up and straight back. This will expose the trigger lever. Depress trigger lever with thumb, releasing a 1 second burst of spray (Fig. 2). This should be done as the attacking bear is charging toward you and is about 40 feet away (2-3 seconds from reaching you). Be aware that wind or rain can greatly affect the accuracy of the initial burst of spray. In some cases, you may have to wait until the bear is quite close before spraying. If the bear makes it through the initial burst of spray, continue spraying, aiming for the face. Shield your eyes and face if you must face the wind.

TO DISARM:
Replace safety clip as illustrated (Fig. 3).



Do NOT store in Hot vehicle or in direct sunlight
Read Carefully the entire label upon purchase

Most Bear Attacks Involve a Mother with Cub(s)

To Deter Bears from Attacking Humans

UDAP'S HOLSTERS
Shoot from the Holster designs, providing silent and easy access to the trigger.



PINK CAMO Hip Holster



UDAP Industries
13160 Yonder Rd.
Bozeman, MT 59718



#15CP Bear Spray with Chest Holster