



UNITED STATES ENVIRONMENTAL PROTECTION AGENCY  
WASHINGTON, DC 20460

OFFICE OF CHEMICAL SAFETY  
AND POLLUTION PREVENTION

June 5, 2023

Ian Murphy  
Sr. Federal Registrations Manager  
Monsanto Company Lawn & Garden Products  
800 North Lindbergh Blvd  
St. Louis, MO 63167

Subject: Notification per PRN 98-10 – Graphics added to Appendix 3 of label.  
Product Name: LG1921 Roundup® Concentrate  
EPA Registration Number: 71995-64  
Application Date: February 16, 2023  
Decision Number: 590940

Dear Mr. Murphy:

The Agency is in receipt of your Application for Pesticide Notification under Pesticide Registration Notice (PRN) 98-10 for the above referenced product. The Registration Division (RD) has conducted a review of this request for its applicability under PRN 98-10 and finds that the action requested falls within the scope of PRN 98-10. The label submitted with the application has been stamped "Notification" and will be placed in our records.

Should you wish to add/retain a reference to the company's website on your label, then please be aware that the website becomes labeling under the Federal Insecticide Fungicide and Rodenticide Act and is subject to review by the Agency. If the website is false or misleading, the product would be misbranded and unlawful to sell or distribute under FIFRA section 12(a)(1)(E). 40 CFR 156.10(a)(5) list examples of statements EPA may consider false or misleading. In addition, regardless of whether a website is referenced on your product's label, claims made on the website may not substantially differ from those claims approved through the registration process. Therefore, should the Agency find or if it is brought to our attention that a website contains false or misleading statements or claims substantially differing from the EPA approved registration, the website will be referred to the EPA's Office of Enforcement and Compliance.

If you have any questions, you may contact please contact Margaret Hathaway at (202)566-2730 or by email at [hathaway.margaret@epa.gov](mailto:hathaway.margaret@epa.gov).

Sincerely,

A handwritten signature in cursive script that reads "Mindy Ondish".

Mindy Ondish  
Product Manager 23  
Herbicide Branch  
Registration Division (7505T)  
Office of Pesticide Programs

# MASTER LABEL FOR EPA REG. NO. 71995-64

Primary Brand Name:

**LG1921 Roundup® Concentrate**

Alternate Brand Names:

Roundup® Weed & Grass Killer4 Concentrate; Roundup® Poison Ivy Plus Tough Brush Killer2 Concentrate

**Editorial Notes:**

***Bold, italicized text is information for the reader and is not part of the label.***

[Bracketed text [ ] is optional text and a 'place holder' for graphics].

Text separated by a backslash '/' denotes 'and/or' options.

***Refer to APPENDIX 1 for Consolidated List of Label Claims; APPENDIX 2 for Packaging Related Claims.***

[Insert Brand Name and Logo]

[Insert Claims from Appendix 1 or 2] [Insert Graphics]

TO PREVENT ACCIDENTAL POISONING, NEVER STORE THIS PRODUCT IN FOOD, DRINK, OR UNLABELED CONTAINERS.

**ACTIVE INGREDIENTS:**

|                                     |                |
|-------------------------------------|----------------|
| Triclopyr, triethylamine salt ..... | 2.50%          |
| Fluazifop-P-butyl.....              | 2.00%          |
| Diquat dibromide.....               | 1.50%          |
| <b>OTHER INGREDIENTS</b> .....      | <b>94.00%</b>  |
| <b>TOTAL</b> .....                  | <b>100.00%</b> |

Contains 0.16 lbs. triclopyr acid equivalent, 0.17 lbs. fluazifop-P-butyl, and 0.13 lbs. diquat dibromide per US gallon.

Keep Out of Reach of Children

## CAUTION

See [back/ side] [panel/ booklet/ label] for additional precautionary statements.

**Alternative Text:** [See container label for [complete] use directions and additional precautionary statements.]

[See [Back][Side] Panel for First Aid Instructions and [Leaflet][Booklet] for Complete Precautionary Statements and Directions for Use.]

***Location of additional precautionary statements, directions for use will vary between those listed, depending on container type/size.***

NET [Insert Net contents FL OZ or GAL, see Appendix 2] [Insert Metric Conversion]

***Net contents of final printed labeling based on various commercial sizes to be marketed***

[Insert 2D code/ PPN code/ LB code]

**Optional Instructions for Booklet**

[OPEN/ ABRA]

[Open Booklet for Assembly and Use Instructions]

[Open booklet for details]

[Please open booklet below for detailed instructions]

[Press to Reseal]

[Resealable Label for Directions & [Precautions/ First Aid]]

## NOTIFICATION

71995-64

The applicant has certified that no changes, other than those reported to the Agency have been made to the labeling. The Agency acknowledges this notification by letter dated:

06/05/2023

**[DID YOU KNOW?]**

[Insert Brand Name for EPA# 71995-64] [Insert Claims from Appendix 1 or 2]

[Insert Graphics]

**Optional Roundup® Graphics Wheel with the following Where To Use, What To Know and How To Use components**

**WHERE TO USE** [Insert Graphics]

- [Around [Flower Beds/ landscape[d] areas/beds]/ perennial landscape plants]]
- [Around [Trees/ Tree Rings/ Shrubs]]
- [Along Fences]
- [[On] Patios/walkways/driveways/gravel areas or mulch beds]
- [Edging around foundations/buildings/and/retaining walls]
- [In large areas - For lawn replacement/renovation  
- For garden plot preparation†]
- [Residential recreational areas]
- [Other areas of your yard]

**WHAT TO KNOW** [Insert Graphics]

- [Rainproof [in/ as fast as] [10/30/#] Minutes]
- [Visible Results [in/ as fast as] [3/6] Hours]
- [Plant 1-30 Days After Application[\*] [\*see booklet for details]

**HOW TO USE** [Insert Graphics]

- [For best results] [Add [two/ 2/ capfuls] [6 fl oz/ (6 fl oz)] per Gallon of Water][\*] [\*see booklet for details]
- **Alternative text:** [Add [one/ 1/ capful] [3 fl oz/ (3 fl oz)] per Gallon of Water]
- [Use a Tank Sprayer/ Mix into Tank Sprayer]

†**IMPORTANT** DO NOT USE for spot weed treatment after planting any fruits or vegetables.]

**Anti-theft device statement:** [This bottle [may] contain[s] an anti-theft device[, either inside or on the back of the bottle].] [It does not affect product performance.] **Alternative Text:** [Security device included/ [This/ bottle] contains security device.]

©[Insert Year] [Monsanto Company] [Bayer CropScience LP] [Insert Company Name]  
[Produced/ Manufactured/ Distributed] [for/ by]] [Monsanto Company] [Bayer CropScience LP]  
[Lawn & Garden Products] [Insert Company Name]  
[800 N. Lindbergh Blvd. St. Louis, MO 63167] [P.O. Box 418 Marysville, OH 43041] [Insert Address]  
[www.roundup.com]

EPA Reg. No. 71995-64

EPA Est. 239-IA-3<sup>[1]</sup> [Insert Additional Establishments]

[Superscript is first letter of lot number]

[Made in/ Manufactured in/ Produced in/ Assembled in/ Product of] [USA/ [Insert Country]] [with [Insert# %] US parts/ with over [Insert# %] US parts/ with foreign and domestic parts]]

[Insert 2D code/ PPN code/ LB code] [Insert UPC Barcode/ Proof of Purchase]

[Insert LOT number or LOT number will be printed directly on the container]

[Insert phone & computer icons]

Questions, Comments or Information

Preguntas, Comentarios o Información

[Insert Telephone Number][www.roundup.com]

**Inside Back Booklet Label:**

**PRODUCT FACTS**

**KILLS [MANY] [TYPES] OF [TOUGH/THE TOUGHEST] WEEDS[,] [AND] GRASSES[,] [[WOODY] BRUSH AND VINES] [\*] [\*/(as listed)/ as listed/ below/ on the [product] label/including]**

**Alternative Text:** [Kills [insert from the list below]] [[Kill/Controls] [weeds/grasses/vines/and/&/brush] [including]] [Weeds [grasses/vines/ [&/ and]/ brush] controlled [include:]]

Bahiagrass / Barnyardgrass / Bermudagrass / Bindweed / Black Medic / Broadleaf Signalgrass / Buckhorn Plantain / Burning Nettle / Bush Honeysuckle / Carolina Geranium / Carpetweed / Chamber-Bitter / Chickweed (Common) / Chickweed (Mousear) / Cinquefoil / Clover / Common Lespedeza / Common Purslane / Creeping Woodsorrel / Curly Dock / Dandelion / Dichondra / Downy Brome / Evening Primrose / Fall Panicum / Field Sandbur / Florida Pusley / Giant Foxtail / Goosegrass / Green Foxtail / Guineagrass (Seedling) / Himalayan Blackberry / Ironweed / Italian Ryegrass / Itchgrass / Johnsongrass (Rhizome) / Johnsongrass (Seedling) / Junglerice / Kentucky Bluegrass / Kikuyugrass / Lambsquarters / Large Crabgrass / Lespedeza / Maypop Passionflower / Morning Glory / Oxalis / Pennywort / Plantain (Broadleaf) / Poison Ivy / Prairie Cupgrass / Quackgrass / Rabbitfootgrass / Red Clover / Red Rice / Red Sorrel / Shattercane / Smooth Crabgrass / Sorghum Almum / Southern Crabgrass / Southern Dewberry / Southern Sandbur / Southwestern Cupgrass / Speedwell (Veronica) / Spotted Spurge / Sprawling Horseweed / Spurge (Garden) / St. Augustinegrass / Tall Fescue / Texas Panicum / Thistle / Timothy / Tropical Crabgrass / Volunteer Barley / Volunteer Corn / Volunteer Rye / Volunteer Wheat / White Clover / Wild Oats / Wild Proso Millet / Wild Strawberry / Wild Violet / Wirestem Muhly / Witchgrass / Woolly Cupgrass / Yellow Bluestem / Yellow Foxtail

[insert from weed list] [and other broadleaf weeds/ grassy weeds/vines/ [and/ &]/ brush]].

[Makes [between] [w<sup>1</sup>] [-] [x<sup>1</sup>] gallon [of spray solution] [see mixing instructions below].

[[Mix with water to make] [up to] [w<sup>1</sup>] [-] [x<sup>1</sup>] [gallons of spray solution]]

[[Concentrated] [Container] [covers/ treats] [up to] [y<sup>2</sup>] [-] [z<sup>2</sup>] [sq ft]]

[[One/ Each] gallon of spray solution [cover[s]/ treat[s]] 300 sq ft.]

[Spot spray or spray evenly each gallon of spray solution over 300 sq ft]

[Coverage may vary based on the number, type or size of weeds treated in a given area.]

[Insert Claims from Appendix 1 or 2] For outdoor residential use

- 1) w = 6 fl oz/gallon Spray Solution value from Appendix 2 table for appropriate Net Contents SKU size;  
x = 3 fl oz/gallon Spray Solution value from Appendix 2 table for appropriate Net Contents SKU size
- 2) y = 6 fl oz/gallon Spray Coverage value from Appendix 2 table for appropriate Net Contents SKU size;  
z = 3 fl oz/gallon Spray Coverage value from Appendix 2 table for appropriate Net Contents SKU size

**HOW IT WORKS** [Insert Graphics]

[Insert brand name/This product] is formulated with three active ingredients for broad spectrum control of [most][many][types of] weeds and grasses.

[[Two ingredients][,][Fluazifop-P-butyl and Triclopyr][,] [are absorbed by/enters [the] plant[s] through/penetrate] the [[leaves/foilage of] grass[es] or weed[s] [leaves/foilage]] and [are transported][move][in][inside][within] the plant [down] to the [plant[s]/weed[s]] root(s).] [[The third [active] ingredient,] Diquat [,] works on contact to provide visible results [within/in] [3/6] hours.]

[Weeds die, [down] to the root – so they don't grow back.] [Insert brand name/ This product] enters plants through the foliage and moves systemically to the roots.]

[Kills only what you spray.]

[Any product not absorbed by the plant breaks down without moving in or on the soil to untreated plants.]

[[This product/Triclopyr/Fluazifop-P-butyl/and] penetrate[s] waxy leaves allowing the product to enter the plant more readily.] [[Triclopyr/This product] can cause weeds to begin to yellow and wilt [as fast as/ within] [days/ 24 hours] with complete kill in 1 to 2 weeks [for [most/ annual] weeds].]

[[Diquat enters the plant causing] weeds [to/will] begin [to/brown[ing]/ yellow[ing]/ wilt/and/or] [as fast as/ within] [3/6] hours with complete kill in 1 to 2 weeks.]

[Some [established/ hard-to-kill/ perennial] weeds [such as poison ivy] may take [up to] [3/4/3-4] [or more] weeks for complete kill/control.] [Individual results may vary.]

---

**DIRECTIONS FOR USE**

---

It is a violation of Federal law to use this product in a manner inconsistent with its labeling. Always read and follow label directions.

**WHERE TO USE** [Insert Graphics]

- [On patios, walkways, driveways, gravel areas or mulch beds]
- [Around [flowers/ flower beds/ landscape[d] [areas/beds]/perennial landscape plants]]
- [Around [Trees/ Tree Rings/ or/ Shrubs]]
- [Driveways/ & / Walkways/ Patios]
- [Along fences [& foundations]]
- [Edging around foundations/buildings/and/retaining walls]
- [In large areas - For lawn replacement/renovation  
- For garden plot preparation]
- [On wooded and vacant lots]
- [In residential [recreational areas/ fields/ & trails/ and/ xeriscapes/desert landscapes/rock gardens]]
- [Around [homes/ buildings/ cabins/ lodges/ and/ &/ camp sites]]
- [On vines growing up poles or mature tree[s] [trunks]]
- [Freshly cut woody stumps]
- [[Plus/ other] areas [where [tough] weeds are invading] [of] your yard]

**WHERE NOT TO USE**

Do not use on or around edible food or feed crops; or where livestock grazing is allowed.

---

**MIXING [AND USE] INSTRUCTIONS** [Insert Graphics]

---

1 Tablespoon (Tbs) = 3 teaspoons (tsp) 1 fl oz = 2 Tbs [3 fl oz = [6 Tbs/1 capful/or]] [6 fl oz = [12 Tbs/2 capfuls/or]]

[To measure the right amount [of product,] [use [the] [convenient] [easy-measure] cap [with] [measuring/ scale/ volume/ gradation[s]] [lines/ markings/ marks] [inside].]

**Optional Table:**

[Use the following table to determine the amount of [product/ Insert Brand Name] you need.]

| <b>APPLICATOR</b>                                   | <b>MIXING INSTRUCTIONS</b><br>General Weed Control<br>Annuals*                     | <b>MIXING INSTRUCTIONS</b><br>Tough Weed Control for<br>Perennials, Brush, Vines or<br>Lawn Renovation | <b>AREA TO TREAT</b>                    |
|---|--|--|---|
| Tank Sprayer  | Use 3 fl oz (6 Tbs) in 1 gallon of water   | Use 6 fl oz (12 Tbs) in 1 gallon of water  | 300 sq ft per gallon<br>(30 ft x 10 ft) |
| [ORTHO® DIAL N SPRAY®/ Dial type] Hose-End Sprayer] | Pour concentrate into sprayer jar. DO NOT ADD WATER. Set dial to 3 fl oz and spray | Pour concentrate into sprayer jar. DO NOT ADD WATER. Set dial to 6 fl oz and spray                     | 300 sq ft per gallon<br>(30 ft x 10 ft) |

\*some [hard-to-kill/ established] annual weeds may require the 6 fl oz use rate, such as Crabgrass, Goosegrass, Common Purslane and Chickweed.

**Tank Sprayer:**

**Use of a Roundup® Brand tank sprayer is recommended.** A plastic, fiberglass, plastic-lined steel or stainless steel sprayer may also be used.

- [Peel/ Pull/ Tear/ off/ Remove] [tamper [resistant/ evident] band/ on bottom of cap.]
- [For tough established weeds/ For best results,] add [[two/ 2] capfuls] [6 fl oz (12 Tbs)/ (6 fl oz)] per gallon of water [Using the measuring cap provided]. [For easy to kill weeds such as small newly

emerged annual weeds (less than 3 inches), add 3 fl oz (6 Tbs) per gallon of water.] [Mix only what you can use in a day.] [Close cap tightly after use.]

- [One/ Each] gallon [covers/ treats] 300 sq ft.]
- [Spot treat or spray evenly each gallon of spray solution over 300 sq ft.] Alternative **Text:** [One/ Each] gallon [covers/ treats] 300 sq ft.]

**Optional Section: Select Applicator Type Below**

**[Hose-End Sprayer:**

For large areas consider using a hose-end sprayer [, such as the [Ortho® Dial N Spray®/ Insert Applicator Name]].

**[Ortho® Dial N Spray®] Hose-End Sprayer**

- [[For tough established weeds/ For best results,] Set dial to 6 oz. [For easy to kill weeds such as small newly emerged annual weeds (less than 3 inches), set dial to 3 oz.]
- Pour concentrate into sprayer jar. DO NOT add water.
- [Connect [garden] hose to the sprayer and turn on water.] [Spray evenly over treatment area.] [Start by spraying treatment area farthest from the faucet working backwards.]
- After spraying, unused product can be poured back into the original container. Close cap tightly after use.]

**Ortho® Dial N Spray® Hose-End Sprayer with Direct Connect Concentrate Bottles**

[Can also be used with [Roundup®/ Roundup® brand] Direct Connect Concentrates.]

- [Set dial to 6 oz.
- Remove jar from [Ortho® Dial N Spray®/ Insert Applicator Name] [Insert Applicator/ Sprayer Type]
- Remove cap from concentrate bottle. [Keep cap for storage.]
- Attach the [Ortho® Dial N Spray®/ Insert Applicator Name] [Insert Applicator/ Sprayer Type] onto concentrate bottle.
- [Connect [garden] hose to the sprayer and turn on water.]
- After spraying, remove the concentrate bottle from the [Ortho® Dial N Spray®/ Insert Applicator Name] [Insert Applicator/ Sprayer Type].
- Replace cap on the concentrate bottle.]

**[Refer to the [Ortho® Dial N Spray®/sprayer] label [and booklet] for additional information and cleaning instructions.]**

**Alternative Mixing Instructions: [TO/ REFILL/ FOR] [Insert Product Size] [Insert Brand Name for EPA# 71995-65] [Insert Applicator Name] [Refillable/ Reusable/ Container[s]:] *Select from the options below***

- [This [concentrate/ product/ pre-measured bottle] can be used to refill the empty [Insert Product Size] [Insert Brand Name for EPA# 71995-65] [refillable/ reusable] [Insert Applicator Name/ sprayer[s]/ container[s].] [See specific container label for refill instructions.] [Do not refill or reuse this container.]
- [[Use/ Add] this [Insert product size] pre-measured [concentrate/ refill] bottle to refill the empty [Insert Product Size] [Insert Brand Name for EPA# 71995-65] [Insert Applicator Name/ sprayer/ container] by pouring product carefully and directly into the container and filling with water slowly to avoid foaming.] [Do not refill or reuse this container.]
- [Insert Applicable Container Size Instructions from List Below]
  - 24 fl oz:** [Add 1.125 fl oz (7 tsp) to empty [Insert Brand Name for EPA# 71995-65] 24 fl oz container, then fill with water slowly to avoid foaming.]
  - 64 fl oz:** [Add 3 fl oz (6 Tbs) to empty [Insert Brand Name for EPA# 71995-65] 64 fl oz container, then fill with water slowly to avoid foaming.]
  - 1 Gallon:** [Add 6 fl oz (12 Tbs) to empty [Insert Brand Name for EPA# 71995-65] 1 Gallon container, then fill with water slowly to avoid foaming.]
  - 1.33 Gallon:** [Add [[the/this] pre-measured bottle] [8 fl oz (16 Tbs)] to empty [Insert Brand Name for EPA# 71995-65] [1.33 Gallon] container, then fill with water slowly to avoid foaming.]

[For easy to kill weeds such as [small] seedlings, use [one/ 1/ a] capful] [3 fl oz (6 Tbs)/ (3 fl oz)] per gallon of water.]

#### **HOW TO APPLY** [Insert Graphics]

- [Adjust [sprayer] nozzle to the desired spray setting.]
- Spray the weeds or grasses you want to kill until **thoroughly wet**.
- [Spot treat or spray evenly each gallon of spray solution over 300 sq ft.]
- [When spot treating [weeds] around desirable plants, shield plants from drift with a [sheet/ piece] of cardboard or plastic. If desirable plants are accidentally sprayed, rinse off immediately with water [or cut off treated area].]

**IMPORTANT: Do not spray plants or grasses you like – they will die.** Not recommended for spot weed control in lawns since [this product/ Insert Brand Name] kills [desirable] [plants] [and] lawn grasses. [Do not allow treated weeds to come in contact with desirable plants until spray has dried.]

#### **WHEN TO APPLY** [Insert Graphics]

- Apply when [weeds/grasses/brush/or/and] are actively growing. **Alternative text:** [Use anytime [weeds/grasses/brush/or/and] are actively growing.]
- For best results, apply [at the 6 fl oz rate] during warm, sunny weather above 60° F [to accelerate systemic movement from foliage to roots]. [Development of symptoms will occur faster at higher temperatures.] [Product is effective when applications are made under cool and cloudy conditions as low as 50° F.] [Development of visible results could be delayed in cool or cloudy conditions [or when using the 3 fl oz rate].]
- [Apply/ Spray] when air is calm to prevent drift to desirable plants.
- RAINPROOF [Protection:]: Rain or watering [10/ 30/ #] minutes after application will NOT wash away effectiveness.  
**Alternative Text:** [Insert Brand Name] is Rainproof [in/as fast as] [10/ 30/ #] minutes.]
- [Apply when weeds are small and before seeds form.]
- [Some established [perennial/ hard to kill] weeds may require a repeat application.] **Alternative Text:** [Repeat application after 28 days, should new growth appear.]
- [[Note:] Brush sprayed in the fall may not be controlled until the following season. In the spring, spray regrowth if it occurs.]

**Application Restrictions:** Do not apply this product in a way that will contact any person or pet, either directly or through drift. Keep people and pets out of the area during application. Only persons applying this product may be in the area during application. People and pets may enter treated area after spray has dried. Do not exceed the maximum single application rate of 6 fl oz of product per 300 sq ft, a yearly application rate of 48 fl oz of product per 300 sq ft and wait a minimum of 28 days before repeating application. Do not apply this product via backpack sprayer.

#### **Optional Section:**

##### **WHEN TO REPLANT** [Insert Graphics]

- [Do not mow, cut, replant or otherwise disturb treated areas for at least [1-30/ 14/ 30] days after application.]
- [Plant] [all] [ornamental][perennial][landscape plants][flowers][and] [may be planted] **1 day after** application.
- [[Plant] lawn grasses [may be planted] [at least] **7 days after** application.]
- [Non-conifer trees and shrubs may be planted **14 days after** application.]
- [Conifer trees and shrubs may be planted **30 days after** application.]

#### **Optional Section:**

##### **HOW TO CLEAN [SPRAYER]** [Insert Graphics]

- To clean sprayer after use, rinse sprayer and sprayer parts with water 3 times. Spray rinse water on [bare soil or gravel/ treated area]. After cleaning, sprayer may be used for other products.

---

**Optional Section: Select Any of the Options Below**

**ADDITIONAL TIPS** [Insert Graphics]

---

**[TO KILL VINES] [FOR][VINE TREATMENT]**

- [If vines are growing up poles, fences, or tree trunks with mature bark, cut vines to a height of 3 to 4 feet and spray vines thoroughly [with spray solution of 6 fl oz (12 Tbs) per gallon of water].]
- [If vines are climbing shrubs or tree trunks with green bark, cut vines at base and treat as directed for stumps or spray regrowth. If spraying regrowth, shield shrubs and tree trunks from spray drift with a [sheet/ piece] of cardboard or plastic.]

**[TO KILL STUMPS]**

[This treatment will control or suppress many types of woody brush and trees, such as alder, bluegum eucalyptus, madrone, oak, giant reed, saltcedar, sweetgum, and tan oak.]

- [Cut living stump close to ground.]
- [[Drive/Drill] 4 to 5 holes into freshly cut stump.]
- [Immediately pour undiluted product into holes.]
- [For smaller stumps,
  - Apply undiluted product with a paintbrush immediately to the entire freshly cut stump, including the cut surface, remaining trunk & exposed roots.
  - Do not reuse paintbrush. Wrap the paintbrush in newspaper and put in trash.]

**[IMPORTANT:** Some trees may share the same root system. Adjacent trees having a similar age, height and spacing may signal a shared root system. Injury may occur to non-treated trees when one or more trees sharing common roots are treated.]

**[[FOR] BAMBOO:**

[Cut canes close to ground. Make cut just below a stem joint to create a hollow stem reservoir. Pour 2 Tbs of undiluted product into the hollow stem reservoir. Browning of the canes should occur in 7-14 days. Spray foliage if regrowth occurs.]]

**[FOR LAWN REPLACEMENT]**

[Use [this product/ Insert Brand Name] to kill [an existing] lawn and [its] weeds before planting a new lawn [or prior to laying a patio, sidewalk or driveway].]

**Alternative Text:** [For lawn replacement use [this product/ Insert Brand Name] to kill lawn and weeds before planting new lawn.]

- [Skip one mowing before spraying.]
- [Use 6 fl oz (12 Tbs) per gallon of water for each 300 sq ft. Apply evenly over treatment area.]
- [If soil is dry, water before application and 2 to 3 days after application.]
- [If green patches remain after 28 days and the area has not been reseeded, reapply.]
- [Wait [at least] 7 days after last application to rake or till area in preparation for planting seed or sod.]

**Alternative Text:** [Wait [at least] 7 days.] [Rake or till to prepare area for planting seed or sod.]

- [Apply seed according to directions on seed package or install sod. Grass seed must have a good contact with soil to germinate and grow. Keep area moist for 2 weeks to establish new lawn, then water as needed.]

**[FOR [FLOWERBED AND] GARDEN [PLOT] PREPARATION**

Use [this product/ Insert Brand Name] to kill [weeds/ grasses/ and/ brush] before planting flowers, trees or shrubs.]

- [If soil is dry, water before application and 2 to 3 days after application.]
- [Use 6 fl oz (12 Tbs) per gallon of water for each 300 sq ft. Apply evenly over treatment area.]



- [Wait 1 to 30 days after last application before planting garden [flowers, trees and shrubs.]] [See **When To Replant** section for details.]

**[KUDZU]**

For best results, apply in mid to late summer when vines are mature and actively growing. [Spray vines thoroughly.]

**[WILD BLACKBERRY]**

Spray anytime [until thoroughly wet when] plants are actively growing. Dead canes should be cut down and removed. Reapplication is often required to kill deep roots.]

**[POISON IVY & POISON OAK]**

Spray [anytime] [until thoroughly wet when] plants are actively growing, but at least 4 weeks before the first killing frost in the fall. Reapply if new growth appears. Contact with these plants anytime of the year can cause an allergic reaction. Handle dead plants with rubber gloves. Dispose of plants and rubber gloves in tightly sealed garbage bags.]

**Optional Section: Select from the list below**

**KILLS [MANY] [TYPES OF] [TOUGH/THE TOUGHEST] WEEDS[,] [AND] GRASSES[,] [[WOODY] BRUSH AND VINES] [INCLUDING:]** [Insert Graphics] [\*]/ [\*/(as listed)/ as listed/ below/ on the [product] label]

[Kills [insert from the list below]] ] [and other broadleaf weeds/ and other grassy weeds/ and brush/ and vines]

**Alternative Text:** [CONTROLS WEEDS, GRASSES, BRUSH [AND/ &] VINES INCLUDING]/[WEEDS CONTROLLED INCLUDE:]

**Alternative Text:** [[Kill/Controls] [weeds/grasses/and/&/brush] [including/such as]/ Weeds [grasses/ [& and]/ brush] controlled [include:]] [Bahagrass / Barnyardgrass / Bermudagrass / Bindweed / Black Medic / Broadleaf Signalgrass / Buckhorn Plantain / Burning Nettle / Bush Honeysuckle / Carolina Geranium / Carpetweed / Chamber-Bitter / Chickweed (Common) / Chickweed (Mousear) / Cinquefoil / Clover / Common Lespedeza / Common Purslane / Creeping Woodsorrel / Curly Dock / Dandelion / Dichondra / Downy Brome / Evening Primrose / Fall Panicum / Field Sandbur / Florida Pusley / Giant Foxtail / Goosegrass / Green Foxtail / Guineagrass (Seedling) / Himalayan Blackberry / Ironweed / Italian Ryegrass / Itchgrass / Johnsongrass (Rhizome) / Johnsongrass (Seedling) / Junglerice / Kentucky Bluegrass / Kikuyugrass / Lambsquarters / Large Crabgrass / Lespedeza / Maypop Passionflower / Morning Glory / Oxalis / Pennywort / Plantain (Broadleaf) / Poison Ivy / Prairie Cupgrass / Quackgrass / Rabbitfootgrass / Red Clover / Red Rice / Red Sorrel / Shattercane / Smooth Crabgrass / Sorghum Alnum / Southern Crabgrass / Southern Dewberry / Southern Sandbur / Southwestern Cupgrass / Speedwell (Veronica) / Spotted Spurge / Sprawling Horseweed / Spurge (Garden) / St. Augustinegrass / Tall Fescue / Texas Panicum / Thistle / Timothy / Tropical Crabgrass / Volunteer Barley / Volunteer Corn / Volunteer Rye / Volunteer Wheat / White Clover / Wild Oats / Wild Proso Millet / Wild Strawberry / Wild Violet / Wirestem Muhly / Witchgrass / Wooly Cupgrass / Yellow Bluestem / Yellow Foxtail] [insert from the list below] [and other broadleaf weeds, grassy weeds [and/ &] brush]].

**[Annual[s] [Weed][s] [&/and Grasses] [Control] [(Continued)]**

|                    |                   |                        |                     |
|--------------------|-------------------|------------------------|---------------------|
| Annual Ryegrass    | Diffuse Lovegrass | Kochia                 | Sowthistle (annual) |
| Barnyardgrass      | Dog Fennel        | Lambsquarters          | Spotted Spurge      |
| Bittercress        | Evening Primrose  | Little Bitter Cress    | Sprangletop         |
| Black Medic        | Fall Panicum      | London Rocket          | Stinkgrass          |
| Black Nightshade   | Fiddleneck        | Maiden Cane            | Sunflower           |
| Bluegrass (annual) | Field Pennycress  | Mallow                 | Swinecress          |
| Blue Mustard       | Field Sandbur     | Mayweed                | Tansy Mustard       |
| Blue Toadflax      | Filaree           | Morning Glory (annual) | Tansy Ragwort       |
| Brassbuttons       | Florida Pusley    | Pennsylvania Smartweed | Teaweed             |
| Bromegrass         | Garden Spurge     | Prickly Lettuce        | Texas Panicum       |
| Buckwheat          | Giant Foxtail     | Prostrate Spurge       | Tumble Mustard      |
| Bur Clover         | Giant Ragweed     | Puncture Vine          | Velvetleaf          |

|                      |                      |                    |                     |
|----------------------|----------------------|--------------------|---------------------|
| Burcucumber          | Goosegrass           | Purslane           | Virginia Pepperweed |
| Buttercup            | Green Foxtail        | Purslane Speedwell | Wild Buckwheat      |
| Carolina Geranium    | Hairy Nightshade     | Redroot Pigweed    | Wild Mustard        |
| Cheat                | Hemp Sesbania        | Russian Thistle    | Wild Oats           |
| Chickweed (Common)   | Henbit               | Sandspur           | Wild Proso Millet   |
| Chickweed (Mouseear) | Horseweed/ Marestalk | Shattercane        | Witchgrass          |
| Cocklebur            | Itchgrass            | Shepherd's-purse   | Woolly Cupgrass     |
| Common Groundsel     | Jimsonweed           | Sicklepod          | Yellow Foxtail      |
| Crabgrass            | Junglerice           | Smooth Cat's Ear   | Yellow Rocket       |
| Creeping Beggarweed  | Knotweed             | Smooth Pigweed     |                     |

**[Tough] Perennial Weed Control *Alternative Text: [Perennials/ Perennial Weeds/ Grasses/ [&/and]/ Tough/ Brush]* [(Continued)]**

|                        |                 |                    |                            |
|------------------------|-----------------|--------------------|----------------------------|
| Alder                  | Dandelion       | Milkweed           | Sourwood                   |
| Artichoke Thistle      | Dewberry        | Nimblewill         | Sowthistle (perennial)     |
| Ash                    | Dogwood         | Nutsedge           | Spurred Anoda              |
| Aspen (quaking)        | Dollarweed      | Oak                | St. Augustinegrass         |
| Bahiagrass             | Elderberry      | Oldenlandia        | Sumac                      |
| Bamboo                 | Elm             | Orchardgrass       | Swamp Smartweed            |
| Bermudagrass           | Eucalyptus      | Oxalis             | Sweetgum                   |
| Blackberry             | False Dandelion | Pampasgrass        | Tan Oak                    |
| Blackgum               | Fennel          | Pennywort          | Thimbleberry               |
| Black Locust           | Fescue species  | Perennial Ryegrass | Timothy                    |
| Bluegrass (Kentucky)   | Field Bindweed  | Persimmon          | Torpedograss               |
| Bluegum Eucalyptus     | Giant Reed      | Pine               | Tree Tobacco               |
| Brackenfern            | Guineagrass     | Poison Hemlock     | Trumpetcreeper             |
| Broadleaf Plantain     | Hawthorn        | Poison Ivy         | Vaseygrass                 |
| Broom (French, Scotch) | Hazel           | Poison Oak         | Virginia Creeper           |
| Buckhorn Plantain      | Hemp Dogbane    | Poison Sumac       | White Clover               |
| Canada Thistle         | Honeysuckle     | Poplar             | Whitetop                   |
| Ceanothus              | Horsenettle     | Primrose           | Wild Barley                |
| Chamise                | Horseradish     | Purple Nutsedge    | Wild Blackberry            |
| Cherry                 | Iceplant        | Quackgrass         | Wild Oats                  |
| Cogongrass             | Johnsongrass    | Raspberry          | Wild Rose (multiflora)     |
| Common Mullein         | Kikuyugrass     | Ragweed (Common)   | Wild Sweet Potato          |
| Common Pokeweed        | Knapweed        | Red Clover         | Wild Violet                |
| Corn Speedwell         | Kudzu           | Redvine            | Willow                     |
| Coyote Brush           | Lantana         | Reed Canarygrass   | Wirestem Muhly             |
| Creeping Bentgrass     | Leafy Spurge    | Sage               | Yellow Nutsedge (Nutgrass) |
| Creeping Charlie       | Locust          | Salmonberry        | Yellow Poplar              |
| Crowfootgrass          | Lovegrass       | Saltcedar          | Yellow Starthistle         |
| Curly Dock             | Madrone         | Sassafras          | Zoysia                     |
| Dallisgrass            | Maple           | Smooth Bromegrass  |                            |

*[Optional Text]* **NOTE:** Well established difficult to control weeds, such as Bermudagrass, Nimblewill, Dandelion, or Canada Thistle may require a repeat application.

**STORAGE AND DISPOSAL**

**PESTICIDE STORAGE:** Store product in original container in a safe place away from direct sunlight. Keep from freezing. If frozen, allow to thaw and shake well before using.

**PESTICIDE DISPOSAL AND CONTAINER HANDLING:** Nonrefillable container. Do not reuse or refill this container. **If Empty:** Place in trash or offer for recycling, if available. **If Partly Filled:** Call your local solid waste agency for disposal instructions. Never place unused product down any indoor or outdoor drain.

---

**PRECAUTIONARY STATEMENTS** [Insert Graphics]**HAZARDS TO HUMANS & DOMESTIC ANIMALS****KEEP OUT OF REACH OF CHILDREN**

**CAUTION:** May cause eye irritation. Avoid contact with eyes, skin, or clothing. Prolonged or frequently repeated skin contact may cause allergic reactions in some individuals. Protective eyewear is strongly recommended when mixing and applying this product. Wear long-sleeved shirt and long pants, shoes plus socks and gloves. Wash thoroughly with soap and water after handling and before eating, drinking, chewing gum, using tobacco, or using the toilet. Remove and wash contaminated clothing before reuse. Such items should be kept and washed separately from other laundry.

[Re-entry icon] **[Entry Restriction[s]:]** Do not allow people or pets to enter the treated area or touch treated plants until spray has dried.

| <b>FIRST AID</b>   |  |
|--|--|
| <b>IF ON SKIN OR CLOTHING</b>  | <ul style="list-style-type: none"><li>• Take off contaminated clothing.</li><li>• Rinse skin immediately with plenty of water for 15-20 minutes.</li><li>• Call a poison control center or doctor for treatment advice.</li></ul>  |
| <b>IF IN EYES</b>  | <ul style="list-style-type: none"><li>• IMMEDIATELY hold eye open and rinse slowly and gently with water for 15-20 minutes.</li><li>• Remove contact lenses, if present, after first 5 minutes, then continue rinsing eyes.</li><li>• Call a poison control center or doctor for treatment advice.</li></ul> |
| <p><b>Note to Physician:</b> If in eyes, treat symptomatically. Symptoms may develop gradually. Severe damage may be caused by apparently trivial contact and healing may be delayed. Medical supervision should be continued until healing is complete.</p> <p><b>EMERGENCY MEDICAL INFORMATION:</b> Have the product container or label with you when calling a poison control center or doctor, or going for treatment. You may contact [Insert Telephone Number/1-800-246-7219] for emergency medical treatment information.</p> |  |

**ENVIRONMENTAL HAZARDS:**

To protect the environment, do not allow pesticide to enter or run off into storm drains, drainage ditches, gutters or surface waters. Applying this product in calm weather when rain is not predicted for the next 24 hours will help to ensure that wind or rain does not blow or wash pesticide off the treatment area. Rinsing application equipment over the treated area will help avoid run off to water bodies or drainage systems. Diquat is toxic to aquatic invertebrates. Do not apply directly to water. Do not contaminate water when cleaning equipment or disposing of equipment wash waters. **GROUNDWATER ADVISORY:** Triclopyr and fluzifop-P-butyl have properties and characteristics associated with chemicals detected in groundwater. The use of this product in areas where soil is permeable, particularly where the water table is shallow, may result in groundwater contamination. **NON-TARGET ORGANISM ADVISORY:** Triclopyr, fluzifop-P-butyl and diquat are toxic to plants and may adversely impact the forage and habitat of non-target organisms, including pollinators, in areas adjacent to the treated site. Protect the forage and habitat of non-target organisms by following label directions intended to minimize spray drift.

**SURFACE WATER ADVISORY:** Triclopyr and fluzifop-P-butyl may impact surface water quality due to runoff of rain water. This is especially true for poorly draining soils and soils with shallow ground water.

**NOTICE:** To the extent consistent with applicable law, buyer assumes all responsibility for safety and use not in accordance with directions.

[Guaranteed Satisfaction.\*]

---

**Optional Section**

**\*CONSUMER GUARANTEE**

---

If for any reason you are not satisfied after using this product, simply send us original proof of purchase and we will [replace the product or] refund the purchase price.

---

**Optional Section**

**ROUNDUP® FAMILY OF PRODUCTS**

---

Visit the Roundup® website to learn more about the Roundup® family of products for the solutions to your toughest weed problems.

**Alternative Text:** [Roundup® Lawn & Garden products have the solutions to your toughest weed problems.] [Visit the Roundup® website, [www.roundup.com](http://www.roundup.com)], to learn more about the Roundup® brand family of products.]] [Insert Claims from Appendix 1]

[Insert Graphic/ Roundup Product Family Photo]

- [Roundup® Extended Control Weed & Grass Killer [plus Weed Preventer] products] [- kill & prevent weeds for up to 4 months]
- [Roundup® Max Control 365 products] [- kill & prevent weeds for up to 12 months]
- [Insert Brand Name for 71995-33] [- kill weeds, protect desirable plants.]
- [Roundup® Poison Ivy Plus Tough Brush Killer products] [- kill tough, brushy, hard-to-control weeds]
- [Roundup® Wild Blackberry Plus Vine & Brush Killer products] [- kill tough brush & vines]
- [Insert Brand Name for 71995-29] [- Weeds begin to yellow and wilt within hours]
- [Insert Brand Name for 71995-25] [- Kills weeds dead]

**Optional Spanish Translations:**

[Insert Label Language in Spanish as Applicable]

**[Base Label]**

[Insert generic logo and brand name]

**[insert applicable instruction along side of base label]**

[Resealable Label for Directions & [Precautions/ First Aid] / Etiqueta resellable para instrucciones y [avisos de precaución/ primeros auxilios.]

**[Alternative Text]** [Open Booklet for Assembly and Use Instructions / Abra la etiqueta para las instrucciones para ensamblar y para usar.]

---

**PRECAUTIONARY STATEMENTS**

---

**HAZARDS TO HUMANS & DOMESTIC ANIMALS**

**KEEP OUT OF REACH OF CHILDREN**

**CAUTION:** May cause eye irritation. Avoid contact with eyes, skin, or clothing. Prolonged or frequently repeated skin contact may cause allergic reactions in some individuals. Protective eyewear is strongly recommended when mixing and applying this product. Wear long-sleeved shirt and long pants, shoes plus socks and gloves. Wash thoroughly with soap and water after handling and before eating, drinking, chewing gum, using tobacco, or using the toilet. Remove and wash contaminated clothing before reuse. Such items should be kept and washed separately from other laundry.

[Re-entry icon] **[Entry Restriction[s]:]** Do not allow people or pets to enter the treated area or touch treated plants until spray has dried.

| <b>FIRST AID</b>   |  |
|--|--|
| <b>IF ON SKIN OR CLOTHING</b>  | <ul style="list-style-type: none"><li>• Take off contaminated clothing.</li><li>• Rinse skin immediately with plenty of water for 15-20 minutes.</li><li>• Call a poison control center or doctor for treatment advice.</li></ul>  |
| <b>IF IN EYES</b>  | <ul style="list-style-type: none"><li>• IMMEDIATELY hold eye open and rinse slowly and gently with water for 15-20 minutes.</li><li>• Remove contact lenses, if present, after first 5 minutes, then continue rinsing eyes.</li><li>• Call a poison control center or doctor for treatment advice.</li></ul> |
| <p><b>Note to Physician:</b> If in eyes, treat symptomatically. Symptoms may develop gradually. Severe damage may be caused by apparently trivial contact and healing may be delayed. Medical supervision should be continued until healing is complete.</p> <p><b>EMERGENCY MEDICAL INFORMATION:</b> Have the product container or label with you when calling a poison control center or doctor, or going for treatment. You may contact [Insert Telephone Number/1-800-246-7219] for emergency medical treatment information.</p> |  |

**ENVIRONMENTAL HAZARDS:**

To protect the environment, do not allow pesticide to enter or run off into storm drains, drainage ditches, gutters or surface waters. Applying this product in calm weather when rain is not predicted for the next 24 hours will help to ensure that wind or rain does not blow or wash pesticide off the treatment area. Rinsing application equipment over the treated area will help avoid run off to water bodies or drainage systems. Diquat is toxic to aquatic invertebrates. Do not apply directly to water. Do not contaminate water when cleaning equipment or disposing of equipment wash waters. **GROUNDWATER ADVISORY:** Triclopyr and fluazifop-P-butyl have properties and characteristics associated with chemicals detected in groundwater. The use of this product in areas where soil is permeable, particularly where the water table is shallow, may result in groundwater contamination. **NON-TARGET ORGANISM ADVISORY:** Triclopyr, fluazifop-P-butyl and diquat are toxic to plants and may adversely impact the forage and habitat of non-target organisms, including pollinators, in areas adjacent to the treated site. Protect the forage and habitat of non-target organisms by following label directions intended to minimize spray drift.

**SURFACE WATER ADVISORY:** Triclopyr and fluazifop-P-butyl may impact surface water quality due to runoff of rain water. This is especially true for poorly draining soils and soils with shallow ground water.

## STORAGE AND DISPOSAL

**PESTICIDE STORAGE:** Store product in original container in a safe place away from direct sunlight. Keep from freezing. If frozen, allow to thaw and shake well before using.

**PESTICIDE DISPOSAL AND CONTAINER HANDLING:** Nonrefillable container. Do not reuse or refill this container. **If Empty:** Place in trash or offer for recycling, if available. **If Partly Filled:** Call your local solid waste agency for disposal instructions. Never place unused product down any indoor or outdoor drain.

[Insert phone & computer icons]

Questions, Comments or Information

Preguntas, Comentarios o Información

[Insert Telephone Number] [1-800-246-7219] [www.roundup.com]

©[Insert Year] [Monsanto Company] [Bayer CropScience LP] [Insert Company Name]  
[Produced/ Manufactured/ Distributed] [for/ by] [Monsanto Company] [Bayer CropScience LP]  
[Lawn & Garden Products] [Insert Company Name]  
[800 N. Lindbergh Blvd. St. Louis, MO 63167] [Insert Address]

EPA Reg. No. 71995-64

EPA Est. 239-IA-3<sup>ll</sup>, [Insert Additional Establishments]

[Superscript is first letter of lot number]

[Made in/ Manufactured in/ Produced in/ Assembled in/ Product of] [USA/ [Insert Country] [with [Insert# US parts/ with over [Insert# %] US parts/ with foreign and domestic parts]]

**Anti-theft device statement:** [This [bottle/ package] [may] contain[s] an anti-theft device [, either inside or on the back of the [bottle/ package].] [It does not affect product performance.] **Alternative Text:** [Security device included/ [This/ bottle] contains security device.]

[Insert Relevant Trademark Disclosure Statement(s)]

[Insert Relevant Patent Information Statement(s)] [For a list of patents, if any, covering this product or its use, please go to [Insert patent website/ www.monsantotechnology.com/lawnandgarden].]

[Insert LOT number or LOT number will be printed directly on the container]

[Insert 2D Code/ PPN code/ Insert LB code] [UPC Code/ Proof of Purchase]

**LG1921 Roundup® Concentrate (PENDING) 02/13/2023**

---

## APPENDIX 1: Consolidated List of Label Claims

---

**Qualifying statement associated with claims that include "qualify guarantee" below:** [\*] [Guaranteed Satisfaction/ Consumer Guarantee] If for any reason you are not satisfied after using this product, simply send us the original proof of purchase and we will [replace the product or] refund the purchase price.

- Absorbed into both broadleaf and grassy weeds
- Absorbs on contact[, starts working immediately] [with visible results as fast as [3/6 hours]]
- Absorbed through the leaves, it goes all the way to the root [on weeds you directly spray]
- After [Insert graphic of dead weed]
- Also use for large jobs such as lawn renovation and [flower] garden preparation
- Approved for most [many] lawn and garden uses
- [Apply/ Use/ Can be used] [with confidence] [in/ on/ around/ along] residential [trees/ tree rings/ shrubs/ ornamentals/ houses/ buildings/ garages/ sheds/ cabins/ lodges/ barns/ buildings/ foundations/ retaining walls/ under decks/ wooded lots/ vacant lots/ dense/ fields/ trails/ storage areas/ recreational areas/ camp sites/ fences/ fence lines/ mulch/ mulched/ paths/ pathways/ patios/ pavers/ driveways/ sidewalks/ walks/ walkways/ rockways/ gravel areas/ stairs/ [RV/ boat] parking [areas/ lots]/ or/ other residential areas tough weeds are growing]
- Be smarter than your weeds
- Before [Insert graphic of live weed]/ After [Insert graphic of dead weed]
- Begins absorbing on contact
- Begins to [kill/work] [on contact] [with visible results ] in [as fast as] [Insert value of between 3-6] hours
- Begins working in hours
- Brush and [poison] ivy killer
- Can be used for residential habitat restoration, controlling exotic vegetation in residential areas, and for site preparation of residential wildlife food plots.
- Can reseed or sod lawns 3 days after treatment
- Clear brush [away]
- [Combines/ Uses] [the power of] 3/three [brush/and/ vine/ weed] [active/killing] ingredients [\*\*]
- Kills even the toughest [listed] weeds and grasses.
- Concentrated for extra value
- Concentrate[d] formula
- Consumer Guarantee: [see/ open] [booklet/ label] for details] **qualify guarantee**
- Control Poison Ivy, Poison Oak and other tough brush
- Control tough brush [and weeds] [as listed]
- Control weeds with confidence
- Control[s] [Insert any weed[s] listed in the Weed table]
- Controls the [hardest/ toughest] [weeds/ brush]
- Controls Poison Ivy, Poison Oak, Poison Sumac, Blackberry, Kudzu, Honeysuckle, Bamboo, [Insert weeds listed in the Weed table]
- Controls [tough/ weeds/ brush/ poison ivy] around residential [homes/ buildings/ cabins/ camp sites/ lodges/ trailers/ wooded lots/ recreational areas/ and/ wildlife areas]
- Controls weeds– No handling required
- Controls woody plants as listed
- Covers Y sq ft [Y = 300 x (net contents in ounces ÷ 6)]
- Covers 300 sq ft per gallon [of spray solution]
- Dead Weeds Guaranteed [or Your Money Back] **qualify guarantee**
- Does not have soil activity
- Draw the line™
- Economical [concentrate formula]
- Economical- mix 12 Tablespoons (6 fl oz) per gallon [of water]
- Even if it rains [after 30 minutes] – [Roundup®/ Insert Brand Name] won't lose its effectiveness



- Exclusive [Roundup®/ Insert Brand Name] formula [combines [3/three] brush and vine killing ingredients][\*\*]
- Fast-acting formula
- Fast-acting for visible results [in/as fast as] [3/6/#] hours
- For control of [tough weeds/ brush]
- For [general] weed control - kills weeds and grasses in 1 to 2 weeks - [down] to the root
- For [outdoor] residential use [only]
- For weeds in your lawn, try Roundup® For Lawns [products]
- From the makers of Roundup® brand products
- Helps get rid of [brush/ tough [listed] weeds]
- Got Tough Weeds – Get [Insert brand name/ products]
- Great for clearing brushy fields
- [Great/ Ideal/ Great value/ for] [large/ big] [or small] [jobs/ areas]
- [Great for/ Ideal for/ Perfect for/ tough-to-reach weeds] residential [use/ in/ on/ around/ along] [trees/ tree rings/ shrubs/ ornamentals/ houses/ buildings/ garages/ sheds/ cabins/ lodges/ barns/ buildings/ foundations/ retaining walls/ under decks/ wooded lots/ vacant lots/ dense/ fields/ trails/ storage areas/ recreational areas/ camp sites/ fences/ fence lines/ mulch/ mulched/ paths/ pathways/ patios/ pavers/ driveways/ sidewalks/ walks/ walkways/ rockways/ gravel areas/ stairs/ [RV/ boat] parking [areas/ lots/ or/ other residential areas tough weeds are growing]
- Great for Poison Ivy, Poison Oak, Poison Sumac, Blackberry, Kudzu
- Great value – [makes [Insert value from Appendix 2] gallons [and/ &] [covers/ treats] [Insert Value from Appendix 2 table] sq ft
- Guaranteed effective: Kills over [200/175/150] types of weeds and grasses, [to the root], with just one application
- Guaranteed (we guarantee it) [**qualify guarantee**]
- Guaranteed [Results/Satisfaction]\* [Open booklet for details.] **qualify guarantee**
- Ideal for killing unwanted weeds and grasses [as listed] [throughout your yard]. Use along fences; in cracks of walks, drives and patios; and around flower beds, trees and shrubs
- Kill Poison Ivy Without [Contact/ Handling]
- Kill [the] tough[est] listed [weeds/ brush/ and/ &] without [contact/ touching them/ handling]
- Kills [annual and perennial] weeds, grasses and other unwanted plants
- Kills tough weeds [and brush][\*]/ [\*/(as listed)/ as listed]
- Kills existing [tough] weeds [& grasses] [to the root]
- Kills existing weeds only, no residual [herbicidal] activity in soil
- Kills [Poison Ivy/ Poison Oak/ Poison Sumac/ Tough Weeds/ Wild Blackberry/ Wild Berries/ Woody/ Brush/ Kudzu]
- Kills the roots so treated weeds don't come back
- Kills the root[s] [so weeds don't come back] [first time, every time] [guaranteed] [**qualify guarantee**]
- Kills [to] the root[s] [Guaranteed[!/\*]] [**qualify guarantee**]
- Kills even the toughest [weeds/ and/&/brush]
- Kills [only] what you [directly] spray [Will not affect untreated plants]
- Kills over [200] [different/ types/ species/ kinds/ of] weeds[\*]/ [\*/(as listed)/ as listed/ below/ on the [product] label]
- Kills [Poison Ivy/ Poison Oak/ Poison Sumac/ Wild Blackberry/ Blackberries/ Honeysuckle/ Bamboo/ Thistles/ Kudzu/ Insert selection from weed list] [& many types of tough weeds]
- Kills [to] the root[s] so [treated] weeds don't come back [guaranteed] **qualify guarantee**
- Kills [to] the root[s] [Guaranteed[!/\*]] **qualify guarantee**
- Kills [the toughest [brushy] weeds and grasses to] the root so [weeds/ they] don't come back
- Kills the roots of [both] broadleaf and grassy weeds
- Kills the weed you see and the root you don't
- Kills tough [brush/ ivy/ weed[s]/ and/ &/ hard-to-kill/ grass[es]] [down to the root]
- Kills [tough] weeds [grasses/ brush/ woody plants/ vines] [[down] to the root]

- [Kills/ Controls/ Spray/ Target] [tough/ woody/ brush/ vines/ weeds/ grasses/ poison ivy/ [and/ &]] [in/ on/ around/ along] residential [trees/ tree rings/ shrubs/ ornamentals/ houses/ buildings/ garages/ sheds/ cabins/ lodges/ barns/ buildings/ foundations/ retaining walls/ under decks/ wooded lots/ vacant lots/ dense/ fields/ trails/ storage areas/ recreational areas/ camp sites/ fences/ fence lines/ mulch/ mulched/ paths/ pathways/ patios/ pavers/ driveways/ sidewalks/ walks/ walkways/ rockways/ gravel areas/ stairs/ [RV/ boat] parking [areas/ lots]/ or/ other residential areas tough weeds are growing]
- Kills Ugly, Annoying Weeds [and Brush]
- Kills [unwanted] weeds [grasses/ brush/ woody plants/ vines] [[clear] down to the root]
- Kills vines [& [tree] stumps]
- Kills weeds [and grasses] [clear down to the root] [1-2 weeks] [[down] to the root]
- Kills weeds [and unwanted grasses] – down to the root
- Kills weeds [clear] down to the root,[ 1st time, every time] so weeds don't come back – guaranteed **qualify guarantee**
- Kills weeds dead
- [Kills/ Spray] weeds in flower beds and around fences, trees, shrubs, driveways, walkways and shrubs, in and around fences, patios, paths, sidewalk cracks, [and/ &] walkways.
- Kills weeds in flowerbeds, around trees, shrubs and fences, and on patios, paths, sidewalks, sidewalk cracks, walkways, driveways, and other areas in your yard
- Kills weeds and grasses in – Patios – Driveways – Sidewalks – Ornamental Gardens and other non-lawn areas
- Kills what you directly spray, no residual [herbicial] activity in soil
- Lawns and gardens can be reseeded or planted soon after treatment
- Make only what you need
- Mix into [pump-up/ pressurized] tank sprayer
- [Next day] results: Begins killing on contact, visible results [in/as fast as] [3/6] hours
- No root. No weed. No problem.®
- Non-staining [formula]
- One application kills over [200/175/150] types of weeds and grasses, [down] to the root
- Roundup's formula won't be washed away by rain or watering [10/ 30] minutes after treatment
- Outdoor use only
- Penetrating Formula
- Product goes on clear [and dries clear/ stays clear/ will not stain]
- Ornamental gardens can be reseeded or planted 1 day after treatment
- [Proven/Trusted] performance: [Roundup® brands/ Insert Brand Name] work[s] the first time, every time – and have for [more than/ 40/ insert # years] years
- Provides control: Kills existing weeds to the root so they don't come back
- [Provides] [visible] results [in /as fast as] [insert value of between 1 and 24] hours
- Quick-action formula lets you see results [2X] faster [than before]
- [RainFast/ RAINPROOF/ Rainproof Protection:] in [10/ 30/ minutes] [for control that won't wash away]
- Replant lawn grasses 7 days after application
- Roundup® [Insert Brand Name] can be used [almost] anywhere weeds and grasses grow, including patios, walkways, and driveways; along fences; in [landscaped/ mulched] beds; or around flowers, shrubs and trees
- Roundup's [patented] formula kills to the root so weeds don't come back
- Roundup® [brand] products help you triumph over the toughest weeds
- Roundup's formula won't be washed away by rain or watering [10/ 30] minutes after treatment
- [Roundup® brand's/ Our] [patented] formula kills to the root so weeds don't come back
- Roundup® brand - Trusted for [over] [40] years
- Roundup® brand is the #1 brand in lawn and garden weed control
- [Roundup® / products/ Insert Brand Name] can be used for residential habitat restoration and site preparation of residential wildlife food plots
- [Roundup® products/ Roundup® brand[s]/ Insert Brand Name] [is/ are] [Relentless in the fight against weeds]

- [Roundup® products/ Roundup® brand[s]/ Insert Brand Name] [is/ are] tougher than the toughest weed
- [Roundup® products/ [Insert Brand Name]] – the power of [3/ three] [active ingredients] [\*\*]
- Satisfaction guaranteed\* [or/ we will gladly refund purchase price/ your money back with proof of purchase] **qualify guarantee**
- See [visible] results [in/as fast as] [3/6] hours
- Specifically formulated [for tough weed control/ to kill the TOUGHEST weeds/ to penetrate waxy leaves and kill tough brush [fast]]
- Spray the leaves, not the root
- Spray the [weed/ leaves] to kill the root!
- [Spray weeds/ Use] in flowerbeds, around trees, shrubs and around fences, and on patios, paths, sidewalks, sidewalk cracks, walkways, driveways[, and other areas in your yard]
- Starts to kill [the same day/ overnight]
- Starts working [immediately/in [3/ 6] hours/ overnight] [with visible results [as fast as [3/6] hours]]
- Strong enough to kill even the toughest brush
- Systemic grass and weed killer for spot treatment of undesirable vegetation
- Tough formula [kills to the roots]
- The easy way to [kill/ control] tough brush [around your yard]
- The fast & easy way to kill [Poison Ivy and Tough Brush/ weeds]
- The tough weed solution
- This Roundup® formula combines 3/three brush-killing ingredients[\*\*]
- This product can be used for residential habitat restoration and site preparation of residential wild life food plots.
- [This product/ [Insert Brand Name]] combines the power of three brush and vine killing ingredients to kill [all] weeds, grasses and other unwanted plants[\*\*]
- [This product/ [Insert Brand Name]] is absorbed by the weed leaves
- Tough [penetrating] formula [kills to the roots]
- Tougher than the toughest weeds
- Triple-Action [formula][\*\*]
- [This product/formula] [combines] [3/three] [actives/active ingredients] [combined] [to] deliver both visible results within hours and deep penetration to kill the roots[\*\*]
- [Unlike hand pulling,] [Insert Brand Name/ this product] kills all the way to the roots
- Use along fences, paths, patios, sidewalks and driveways, around trees, shrubs, ornamental plantings, flowerbeds, and buildings, and in brick and gravel walkways.
- Use as a first step for renovating or replanting your lawn
- Use as a first step for turning brushy residential fields into grassy areas
- [Use] For Brush Control
- [Use] For General Weed Control: Use along fences, paths, patios, sidewalks and driveways, around trees, shrubs, ornamental plantings, flowerbeds, and buildings, and in brick and gravel walkways
- Use [Insert Brand Name] to control tough brush around patios, driveways, gravel and mulch beds
- [Use] For Landscaping: Use to prepare areas for planting of ornamentals, trees, shrubs, desert landscapes, rock gardens, flowerbeds or similar plantings.
- Use for large jobs like garden plot preparation and lawn replacement [renovation]
- [Use] For Lawn Renovation
- [Use] For Spot Spraying: Use in and around flowerbeds, ornamental, shrubs, fences, driveways and walkways
- [Use] For Stump[s] [Treatment]
- Use to control brush along fences, paths and foundations.
- Use to prepare sites: for large plantings, for planting flowerbeds, ornamentals, gardens, and for renovating lawns
- Use to refill [Insert Brand Name for Reg. No. 71995-65] [sprayers]
- Use to trim and edge landscape areas

- Visible effects are gradual wilting and yellowing advancing to complete browning and root destruction
- Visible Results [in/as fast as] [3/6/#] Hours!
- WATER BASED [icon]
- Water-based formula
- Will not affect untreated plants
- Works first time, every time [guaranteed] [qualify guarantee]
- Works on [insert or select from weed list]
- Works on Poison Ivy, Poison Oak, Poison Sumac, [Wild] Blackberry, Kudzu, Honeysuckle
- Works only when absorbed by the [foliage/ leaves] of weeds
- Works systemically

[\*\* this product contains [the following active ingredients]: [triclopyr (triethylamine salt), fluazifop-p-butyl, diquat dibromide]

**Promotional Offering Options** [All registered pesticide products will include EPA required labeling. Claims of "new" and "now" will only be used for the first six months.]

- [[Insert #] Bottles [Included]
- [Insert #] [Pre-Measured/ Concentrate] [Refill/Bottle[s] [Included/ Attached]
- [Insert value]% Free [More] [than X]
- [Insert Value]% More in Each Bottle [than X]
- Insert value]% More [Value size] [than X]
- [Insert Dollar Amount] Rebate
- A [Insert Dollar Amount] Value
- Bonus [Size/ Pak]
- BONUS SIZE [Insert Value]% MORE!
- Can be used in [Insert Packaging Type/ Sprayer Type]
- Can be used to REFILL [Insert Brand Name for EPA# 71995-65] [Insert Packaging Type/ Container/ Sprayer]
- Club [Pack/ Pak]
- Combo [Pack/ Pak]
- [Each] [pre-measured/ concentrate] [refill/ bottle] makes [Insert # Gallons from Appendix 2]
- [Easy Mix] Refill System
- Free [Insert Brand Name] [a] [Insert Amount] [VALUE]
- Free [Insert Container Size] [Insert Brand Name] [Concentrate/ Refill] [Included/ Attached/ Inside/ With Purchase/ Coupon]
- Free [Insert Brand Name of EPA# 71995-65] SAMPLE [Included/ Attached/ Inside/ With Purchase]
- Free [Insert Description] with this purchase of [Insert Brand Name] [Insert Container Size]
- Free Concentrate
- Free Tank Sprayer
- FREE SAMPLE
- Free weed guide inside
- Great Value [[makes [insert value from Appendix 2] gallons [and/ &] [covers/ treats] [Insert Value from Appendix 2 table] sq ft]
- Larger size\* **qualify** \*compared to [insert bottle size]
- **NEW! Use only if new package or formulation**
- New! Larger size, covers up to [Insert value] sq ft
- [New/different/alternative] Roundup® brand formula
- New from the Roundup® Brand[!]
- NOT FOR INDIVIDUAL SALE **For use on individual units without barcodes, which are part of a multipack or copack**
- **NOW! Use only if new package or formulation**

- [Part of] [Easy Mix] Refill [System]
- [Pre-Measured] [Concentrate] [Bottle/ Refill] makes 1.33 Gallons/ Insert Product Size]
- SAMPLE NOT FOR SALE
- Save up to \$ [Insert Value] on [your] next purchase
- Tank Sprayer [With/ Plus] Concentrate
- TWIN [PACK/ PAK]
- Value [Pack/ Pak]
- VALUE [SIZE/SIZED]

## APPENDIX 2: Packaging Related Claims

### Calculation of Spray and Weed Coverage

- To determine approximate quantity of spray solution by container, divide the net contents in fluid ounces by 3 or 6 fl oz per gallon. (X= Net contents (fl oz) ÷3 fl oz; Y= Net contents (fl oz) ÷ 6 fl oz)
- To determine how many square feet can be treated, multiply Y (gallons of spray solution) by 300 (X spray coverage= Y gallons of spray solution x 300 sq ft)
- Spray solution values (X & Y) in table have been rounded for ease of listing. Spray coverage values may reflect result from calculated X or Y value, and not from listed values, if such a result would be easier for consumers to check and compare.
- Table with example calculations provided below.

| NET CONTENT SKU Size           | 3 fl oz/ gallon Spray Solution (X) | 6 fl oz/ gallon Spray Solution (Y) | Spray Coverage (using 3 fl oz/ gallon) | Spray Coverage (using 6 fl oz/ gallon) |
|--------------------------------|------------------------------------|------------------------------------|--|--|
| XX FL OZ (QT or GAL) (ml or L) | Net contents (fl oz), 3 fl oz      | Net contents (fl oz), 6 fl oz      | X * 300 = Coverage in sq ft            | Y * 300 = Coverage in sq ft            |
| 6 FL OZ                        | Makes up to 2 gallons              | Makes up to 1 gallon               | up to 600 sq ft                        | up to 300 sq ft                        |
| 16 FL OZ [(1 PT)]              | Makes up to 5.3 [5] gallons        | Makes up to 2.6 gallons            | up to 1,600 [1,500] sq ft              | up to 800 sq ft                        |
| 32 FL OZ [(1 QT)]              | Makes up to 10.6 [10] gallons      | Makes up to 5.3 gallons            | up to 3,200 [3,000] sq ft              | up to 1600 sq ft                       |
| 35.2 FL OZ [(1 QT 3.2 FL OZ)]  | makes up to 11.7 [11] gallons      | makes up to 5.8 gallons            | up to 3,500 [3300] sq ft               | up to 1750 sq ft                       |
| 36.8 FL OZ [(1QT 4. FL OZ)]    | Makes up to 12.2 [12] gallons      | Makes up to 6 gallons              | up to 3,600 sq ft                      | up to 1800 sq ft                       |
| 40 FL OZ [(1 QT 8 FL OZ)]      | Makes up to 13.3 [13] gallons      | Makes up to 6.6 gallons            | up to 3,900 sq ft                      | up to 2000 sq ft                       |
| 64 FL OZ [(½ GAL)]             | Makes up to 21.3 [21] gallons      | Makes up to 10.6 gallons           | up to 6,300 sq ft                      | up to 3200 sq ft                       |
| 1 GALLON [(128 FL OZ)]         | Makes up to 42.6 [42] gallons      | Makes up to 21 gallons             | up to 12,700 [12,600] sq ft            | up to 6,300 sq ft                      |










### Other Packaging Related Claims:

- [Apply with/ Use in/ Easy to apply with] a Roundup® brand [tank/ Multi Purpose] Sprayer [or a [handheld] trigger sprayer]
- As easy as 1) Open 2) Pour [into measuring [cap/ cup] 3) Mix [with water] 4) Apply
- Built-in Measuring [Cap/ Cup] [and Pour Spout] [Included]
- Cap is a measuring cup
- Cap works like a measuring cup [to help you use the right amount]
- Close tightly while pushing down to turn [Insert Arrow Graphics]
- Direct Connect! [Roundup®/ Roundup® brand] concentrate [bottles]
- Direct[ly] Connects to Ortho® Dial N Spray®
- [Drain-Back/ Drain back] [cup/ cap/ spout]
- Drainback bottle design
- Drainback spout helps [prevent/ avoid] [spilling/ messes]
- Drip free [pour] spout
- Easy to measure and pour
- [Easy-Measure/ Easy measure] [cup/ cap]
- Easy pour cap [helps deliver the/ helps measure the] [correct/ desired/ right] amount of product




- Easy pour [cap/ spout] helps to make using concentrates [simple to use/ easy to use]
- [Easy] Pour spout
- Easy to apply with a [Roundup® brand [tank/ Multi Purpose]/ Ortho® Dial N Spray® [hose-end]] sprayer
- Easy to [see/ read] measuring lines
- Fill cap [2X/ 2/ two/ twice] per Gallon [for 6 oz rate]
- For Roundup® Use Only [**Embossed on Cap**]
- Includes [built in] Measuring [Cup /Cap]
- Less mess [with easy pour spout] [with drain back [cap/ cup]]
- Measuring [Cup /Cap] Included
- Measuring [cap/ cup] makes it easy to use the right amount
- Measuring [cap/ cup] won't get lost
- [Measuring/ scale/ volume/ gradation] [lines/ markings/ marks] are inside [of/ the] [easy-measure] cap
- Never lose the measuring cup again
- No drip [pour] spout
- No leak [cap/ cup]
- No need to rinse the [cap/ cup] [- product drains back into the bottle]
- No measuring! Attach directly to Ortho® Dial N Spray®
- No mess or measuring Ortho® Dial N Spray®
- No more measuring concentrates with Ortho® Dial N Spray®
- No more worries about mixing, measuring or messes when you connect directly to [Roundup®/ Roundup® brand] concentrate bottles[, using the Ortho® Dial N Spray® [Hose-End Sprayer]
- Not For Consumable Use
- Pour Spout
- Product drains back into bottle
- Quickly [and easily] attaches [connects] to Ortho® Dial N Spray®
- Recyclable bottle
- Recycle symbol [Insert graphic]
- Redesigned [drain back/ cap/ spout/ bottle]
- Remove foil seal
- Rinse After Use
- Squeeze Tabs, Turn Cap to Open [insert graphic with arrows]
- Squeeze, turn, press cap [and turn/ while turning] [to open] [Insert graphic]
- Storage Friendly Design
- [Use [2/ 2X/ two] capfuls per Gallon] [for 6 oz rate] [Insert graphics]
- Use [the/ built-in/easy-measure] cap to measure [[3/6] fl oz/appropriate rate] per Gallon [of water] [Insert graphics]
- [Use [the] [measuring/ scale/ volume/ gradation] [lines/ markings/ marks] inside [of/ the] [easy-measure] cap]
- With [the convenient] measuring [cup/ cap], [mixing [Insert Brand Name]] [and] [controlling weeds around your home] is [easy/and/fast]

**APPENDIX 3: Example Graphics**

The following are representative examples of graphics that could be used in the marketed label. If the graphic is used, changes to the exact color, shape, size, orientation or amount of items depicted may occur based on marketing decisions and the available space on the label.

| Graphics  | How or where graphic may be used (Text in parenthesis for example only)              |
|---|--|
| <b>General Use</b>  |  |
|   | Claims discussing areas of use (For use on patios, brickways, gravel, or landscapes) |
|   | Claims discussing effectiveness of product.  |
|    | Re-entry Graphic   |
|    | Contact Information  |
|    | Copack Information   |
| <b>Roundup® Wheel component graphics and related claims</b>   |  |
|    | Rainproof Claims (Rainproof in x Hours)  |
|    | Visibility or Efficacy Claims (Visible Results in x Hours)                           |
|    | Replanting Claims (Plant xx Days After Application)                                  |



|   |  |
|---|--|
|  | <p>Speed claims (Starts Working Immediately)</p>   |
|  | <p>Use locations claims (Use Around flower beds, trees, recreational areas, driveways, fences)</p> |
|  | <p>Use Instructions: (Add xx fl oz per Gallon of Water. Mix into Tank Sprayer)</p>                 |