



U.S. ENVIRONMENTAL PROTECTION AGENCY

Office of Pesticide Programs
Registration Division (7505P)
1200 Pennsylvania Ave., N.W.
Washington, D.C. 20460

EPA Reg. Number:

71995-63

Date of Issuance:

4/28/21

NOTICE OF PESTICIDE:

Registration
 Reregistration
(under FIFRA, as amended)

Term of Issuance:

Unconditional

Name of Pesticide Product:

Roundup Landscape Weed
Preventer

Name and Address of Registrant (include ZIP Code):

Bayer CropScience
2T.W. Alexander
PO Box 12014
RTP, NC 27709

Note: Changes in labeling differing in substance from that accepted in connection with this registration must be submitted to and accepted by the Registration Division prior to use of the label in commerce. In any correspondence on this product always refer to the above EPA registration number.

On the basis of information furnished by the registrant, the above named pesticide is hereby registered under the Federal Insecticide, Fungicide and Rodenticide Act.

Registration is in no way to be construed as an endorsement or recommendation of this product by the Agency. In order to protect health and the environment, the Administrator, on his motion, may at any time suspend or cancel the registration of a pesticide in accordance with the Act. The acceptance of any name in connection with the registration of a product under this Act is not to be construed as giving the registrant a right to exclusive use of the name or to its use if it has been covered by others.

This product is unconditionally registered in accordance with FIFRA section 3(c)(5) provided that you:

1. Submit and/or cite all data required for registration/reregistration/registration review of your product when the Agency requires all registrants of similar products to submit such data.

Signature of Approving Official:

Emily Schmid, Product Manager 25
Herbicide Branch, Registration Division (7505P)

Date:

4/28/21

2. Make the following label changes before you release the product for shipment:
 - Revise the EPA Registration Number to read, “EPA Reg. No. 71995-63.”
3. Submit one copy of the revised final printed label for the record before you release the product for shipment.

Should you wish to add/retain a reference to the company’s website on your label, then please be aware that the website becomes labeling under the Federal Insecticide Fungicide and Rodenticide Act and is subject to review by the Agency. If the website is false or misleading, the product would be misbranded and unlawful to sell or distribute under FIFRA section 12(a)(1)(E). 40 CFR 156.10(a)(5) list examples of statements EPA may consider false or misleading. In addition, regardless of whether a website is referenced on your product’s label, claims made on the website may not substantially differ from those claims approved through the registration process. Therefore, should the Agency find or if it is brought to our attention that a website contains false or misleading statements or claims substantially differing from the EPA approved registration, the website will be referred to the EPA’s Office of Enforcement and Compliance.

If these conditions are not complied with, the registration will be subject to cancellation in accordance with FIFRA section 6. Your release for shipment of the product constitutes acceptance of these conditions. A stamped copy of the label is enclosed for your records. Please also note that the record for this product currently contains the following CSFs:

- Basic CSF dated 7/24/2020
- Alternate CSF 1 dated 7/24/2020

If you have any questions, please contact Lydia Crawford by phone at 703-347-0622, or via email at Crawford.Lydia@epa.gov.

Enclosure

MASTER LABEL FOR EPA REG. NO. 71995-63

Primary Brand Name:

Roundup® Landscape Weed Preventer

Alternate Brand Names: **Roundup® Weed Barrier Granules**

Editorial Notes:

Bold, italicized text is information for the reader and is not part of the label.

[Bracketed text [] is optional text and a 'place holder' for graphics].

Text separated by a backslash '/' denotes 'and/or' options.

Refer to APPENDIX 1 for Consolidated List of Label Claims; APPENDIX 2 for Packaging Related Claims.

[Insert Brand Name and Logo]

[Insert Claims from Appendix 1 or 2] [Insert Graphic Representing Claim]

ACTIVE INGREDIENT:

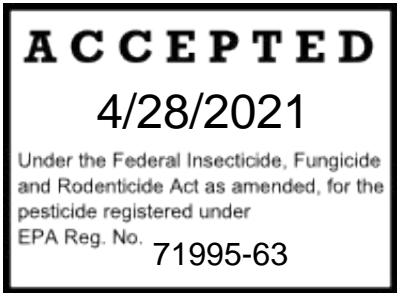
Pendimethalin†.....	1.71%
OTHER INGREDIENTS.....	98.29%
	TOTAL 100.00%

†CAS# 40487-42-1

KEEP OUT OF REACH OF CHILDREN

CAUTION

See back/side/top/ bottom [panel/ label] for additional precautionary statements



NET WEIGHT/WT. 10.06 lbs./XX.XX lbs. (4.56 kg)/(X.XX kg)

Roundup® Landscape Weed Preventer (PENDING) 04/07/2020, 04/08/2020, 04/29/2020, 04/30/2020, 02/24/2021, 03/22/2021, 03/23/2021, 04/07/2021, 04/14/2021

PRECAUTIONARY STATEMENTS

HAZARDS TO HUMANS AND DOMESTIC ANIMALS

CAUTION: Harmful if absorbed through skin. Causes moderate eye irritation. Avoid contact with eyes, skin or clothing. May be harmful if swallowed. Avoid inhalation.

USER SAFETY RECOMMENDATIONS

Wash thoroughly with soap and water after handling and before eating, drinking, chewing gum, using tobacco or using the toilet. Users should remove clothing immediately if pesticide gets inside. Then wash thoroughly and put on clean clothing.

FIRST AID

If on skin or clothing: Take off contaminated clothing. Rinse skin immediately with plenty of water for 15-20 minutes. Call a poison control center [Insert Telephone Number] or doctor for treatment advice.

If in eyes: Hold eye open and rinse slowly and gently with water for 15-20 minutes. Remove contact lenses, if present, after first 5 minutes, then continue rinsing eye. Call a poison control center [Insert Telephone Number] or doctor for treatment advice.

If swallowed: Call a poison control center or doctor immediately for treatment advice. Have person sip a glass of water if able to swallow. Do not induce vomiting unless told to do so by a poison control center or doctor. Do not give anything by mouth to an unconscious person.

If inhaled: Move person to fresh air. If person is not breathing call 911 or an ambulance, then give artificial respiration, preferably by mouth-to-mouth, if possible.

EMERGENCY MEDICAL INFORMATION: Have the product container or label with you when calling a poison control center or doctor, or going for treatment. You may contact [Insert Telephone Number] for emergency medical treatment information. [This product is identified as [Insert Brand Name], EPA Reg. No. 71995-63.]

ENVIRONMENTAL HAZARDS: This pesticide is toxic to fish. Runoff from treated areas may be hazardous to aquatic organisms in neighboring areas. To protect the environment, do not allow pesticide to enter or run off into storm drains, drainage ditches, gutters or surface waters. Applying this product in calm weather when rain is not predicted for the next 24 hours will help to ensure that wind or rain does not blow or wash pesticide off the treatment area. Sweeping any product that lands on a driveway, sidewalk, or street, back onto the treated area of the lawn or garden will help to prevent run off to water bodies or drainage systems. In case of spills, either collect for use or dispose of properly.

PHYSICAL OR CHEMICAL HAZARDS: Do not use with or store near any oxidizing or reducing agents.

DIRECTIONS FOR USE

It is a violation of Federal Law to use this product in a manner inconsistent with its labeling.

SUBLABEL 1 – LAWNS

Example Application Rates:

Bag Weight (lbs.)	Coverage (sq. ft.)	# AI per acre Pendimethalin	# Product per 1000 sq ft
2.01	1,000	1.5 lbs	2.01
10.06	5,000	1.5 lbs	2.01
20.12	10,000	1.5 lbs	2.01
30.18	15,000	1.5 lbs	2.01

OPTION #1

Where to use

- For use on all lawns and grass types **except dichondra or bentgrass lawns.**

When to use

- Apply in early spring before crabgrass germinates in your area.
- Apply in the fall to prevent moss (except California) or germination of Poa annua, Henbit, Corn Speedwell and Chickweed.
- Apply when the grass blades are dry.
- When crabgrass germinates -or- When to Apply**
[Optional Crabgrass Germination Map]
[Note to PM: APPLICATION DATES ARE FOR PLACEMENT ONLY AND WILL BE PROVIDED WITH FINAL PRINTED LABEL SUBMISSION]
 - January 10 – March 10
 - March 11 – March 30
 - April 1 – April 20
 - April 21 – May 10
 - May 11 – May 30

[With other products

- Does not interfere with the performance of other lawn products such as fertilizers, weed controls and insect controls.
- Allow at least one week before applying other products to the lawn.]

With new lawns or seeding

- Do not use on newly seeded lawns until after the fourth mowing. On newly sprigged areas, wait five months before applying.
- Do not plant grass seed for four growing months or sprig for five months after use of this product.

Reapplication

- For areas where crabgrass germinates between January through March (see map [**Note to PM: this reference will only be made when map is included**]), reapply after 8 weeks for best results.
- For goosegrass control, repeat application in 8 weeks.

Roundup® Landscape Weed Preventer (PENDING) 04/07/2020, 04/08/2020, 04/29/2020, 04/30/2020, 02/24/2021, 03/22/2021, 03/23/2021, 04/07/2021, 04/14/2021

- Do not apply this product more than twice annually. Allow at least a two month interval between applications.

Restrictions

Do not enter or allow others to enter the treated area until dust has settled. Do not apply this product in a way that will contact any person or pet, either directly or through drift. Keep people and pets out of the area during application.

Staining Note: Can cause staining to cement, stone, metallic surfaces (such as automobiles and garden furniture), closing or shoes. If contact occurs, brush off particles to prevent staining and/or unwanted tracking into the house. If necessary, rinse off with water.

Instructions

1. When to Mow
 - If grass is tall enough to touch the bottom of the spreader, mow before application.
 - Mow tall grass a day or two before application.
2. How to apply
 - Apply with a drop or rotary spreader when grass blades are dry.
3. Set Spreader
4. Fill Spreader
 - Fill spreader over bare ground or hard surface.
 - Sweep or brush any particles off of hard surfaces and apply on lawn or dispose of properly.
5. Apply Product
 - Apply one or two header strips, then apply product in longest direction of lawn.
 - Shut off spreader each time you reach the header strip, or stop.
6. Watering
 - It is not necessary to water-in immediately after application. For best results, lightly water the lawn to rinse particles from grass blades (up to ¼ to ½ inch) within 2-3 days after application.
 - Rain, snow or freezing weather after application will not affect product performance.
7. What to Avoid
 - Avoid heavy raking or aeration of the soil for 4 months after application to prevent disturbing the crabgrass barrier.

This product applies 1.5 lbs. of active ingredient per acre. Maximum application rate of 2.0 lbs. active ingredient per acre.

Note to PM: The following optional claim will be listed on the FPL followed by any or all weeds may be listed below

[Prevents germination] [of the following [X X] [weeds]:

- | | |
|----------------|-------------------------------|
| Barnyardgrass | Henbit |
| Corn Speedwell | Goosegrass |
| Chickweed | Oxalis (common yellow sorrel) |
| Crabgrass | Poa annua |
| Fall Panicum | Purslane |
| Foxtail | Spurge |

OPTION #2

Application/Apply

- In early spring, apply when lawn is dry to prevent germination of crabgrass, foxtail, spurge, barnyardgrass, fall panicum, goosegrass*, and oxalis (common yellow woodsorrel).
*for goosegrass control, repeat application in 8 weeks.
- [Apply] before March 1 in southern California. For best results on thin lawns apply by mid-February.
- [Apply] before mid-March in northern California.
- [Apply in] early Spring (up to time dandelions are in puffball stage) in all other states.
- Apply in the fall (August-October) to prevent moss (except in California), or to prevent germination of Poa annua, Henbit, Corn Speedwell and Chickweed.
- For use on all lawns and grass types **except dichondra or bentgrass lawns**.
- It is not necessary to water-in immediately after application. For best results, lightly water the lawn to rinse particles from grass blades (up to ¼ to ½ inch) within 2-3 days after application.
- Rain, snow or freezing weather after application will not affect the performance of this product.
- This product controls crabgrass in its early stages of growth. This product does not control mature crabgrass and other existing weeds. [Growing [-or- Established/Mature] broadleaf weeds can be killed with [Roundup® Ready-To-Use Weed & Grass Killer III][,] EPA Reg. No 71995-33.]

Restrictions

- Do not enter or allow others to enter the treated area until dust has settled. Do not apply this product in a way that will contact any person or pet, either directly or through drift. Keep people and pets out of the area during application.
- DON'T/Do not use on newly seeded grass lawns until after the fourth mowing. On newly sprigged areas, wait 5 months before application.
- DON'T/Do not plant grass seed for four growing months or sprig an area for 5 months after use of this product.
- DON'T/Do not apply more frequently than twice a year. Allow at least a two month interval between applications.
- DON'T/Do not rake or aerify after application, as the chemical [crabgrass] barrier in the soil will be disturbed.

Staining Note: Can cause staining to cement, stone, metallic surfaces (such as automobiles and garden furniture), clothing or shoes. If contact occurs, brush off particles to prevent staining and/or unwanted tracking into the house. If necessary, rinse off with water.

This product applies 1.5 lbs. of active ingredient per acre. Maximum application rate of 2.0 lbs active ingredient per acre.

Note to PM: The following optional claim will be listed on the FPL followed by any or all weeds may be listed below

[Prevents germination] [of the following [X X] [weeds]:

Barnyardgrass	Henbit
Corn Speedwell	Goosegrass
Chickweed	Oxalis (common yellow sorrel)
Crabgrass	Poa annua
Fall Panicum	Purslane
Foxtail	Spurge

SPREADER SETTING INFORMATION Note to PM: The following are optional formats to present spreader setting information. Appropriate spreader settings, spreader brand names, and coverage will be inserted on Final Printed Label

Note to PM: Application rate is 1.50 lb ai/acre of pendimethalin

Spreading Tips

Apply header strips. Then apply product in longest direction of lawn.

Spreader Setting

For best results,[use a Scotts Spreader and] mow lawn before applying product

Spreader Settings		Directions
Scotts AccuGreen® Drop Spreaders	X	Mow lawn first; apply 2 header strips; apply longest direction of lawn, overlapping wheel marks
Scotts PrecisionGreen®	X	Mow lawn first; apply 2 header strips; apply longest direction of lawn, overlapping wheel marks
Scotts SpeedyGreen® & EdgeGuard™ Rotary Spreaders	X	Make each pass about 5 feet from previous pass to overlap spread width
Additional Spreader settings:		
EZ Drop, Republic (#530)	X	
EZ Broadcast, Republic (#540) (5' width)	X	
Scotts Broadcast Tractor Spreader	X	

[Non-Scotts spreader settings are approximate. You may need to adjust for proper coverage.]

-OR-

Spreader	Setting	Coverage Tip
	Covers [up to]	
	X,XXX sq.ft.	
Rotary Spreaders		
Scotts SpeedyGreen® (1000, 2000, 3000 series) & EdgeGuard™	X	Make each pass about 5 feet from the previous pass
Scotts EasyGreen®	X	Make each pass about 30 inches from the previous pass
Scotts Tractor	X	
Drop Spreaders		

Roundup® Landscape Weed Preventer (PENDING) 04/07/2020, 04/08/2020, 04/29/2020, 04/30/2020, 02/24/2021, 03/22/2021, 03/23/2021, 04/07/2021, 04/14/2021,04/27/2021, 04/28/2021

Scotts AccurGreen® (1000, 2000, 3000 series)	X	Overlap wheel marks to ensure uniform coverage
Scotts PrecisionGreen®	X	

[For additional spreader settings, please call *insert co. phone number*]

OPTIONAL MARKETING CLAIMS AND TEXT
The following claims may appear on any label panel

GENERAL CLAIMS

[Claims regarding “What it is...”]

- Prevents crabgrass
- Apply in early spring for season-long prevention
- Treats/Covers [up to] 5,000[X,XXX] sq. ft.
- Pull Tab [and remove for pour spout]
- Easy Open
- Pull Here
- Cut Here To Open [**Icon** – Scissors]

PESTICIDAL CLAIMS

[Claims regarding “What it does...”]

- Prevents crabgrass all season long
- A complete crabgrass barrier all season long
- Stops crabgrass before it sprouts
- Delivers pre- and early post-emergent crabgrass control
- Effective pre-emergent control of crabgrass, foxtail, spurge, oxalis, and other grassy and broadleaf weeds
- Prevents crabgrass all season-long
- Single application prevents crabgrass all season-long
- Stops crabgrass before it starts
- Early post-emergent control extends application window
- Forms a barrier in the soil [where applied] which prevents crabgrass, foxtail, spurge, barnyardgrass, fall panicum, goosegrass, purslane and oxalis (common yellow woodsorrel) from sprouting and appearing above ground level
- Stops crabgrass, foxtail, spurge and 6 other problem weeds before they start
- Prevents crabgrass and other weeds in dormant lawns
- Do not plant grass seed for four growing months or sprig for five months after use of this product
- Apply in spring to prevent crabgrass and problem weeds all season long
- Fall application prevents winter weeds such as [**insert any weed from approved weed list**]
- **Icon – of any weed prevented by** [*Insert brand name of 71995-63*].

[Claims regarding the fertilizer properties]

- Contains no fertilizer
- Can be applied alone, or in conjunction with other lawn products
- Prevents crabgrass without a fertilizer application
- Prevents crabgrass without promoting grass growth

Roundup® Landscape Weed Preventer (PENDING) 04/07/2020, 04/08/2020, 04/29/2020, 04/30/2020, 02/24/2021, 03/22/2021, 03/23/2021, 04/07/2021, 04/14/2021, 04/27/2021, 04/28/2021

"[Insert brand name/this product] provides a simple, easy to use answer for the toughest lawn problems. Its effective ingredients treat the lawn and control the problem. [Insert brand name/this product] [contains no fertilizer and] can be used alone, or with other products to solve your lawn problems."

OR

"[Insert brand name/this product] provides a simple, easy to use answer for the toughest lawn problems. It forms a barrier in the soil [where applied] to prevent crabgrass foxtail, spurge, barnyardgrass, fall panicum, goosegrass, and oxalis from sprouting and appearing above ground level. It [contains no fertilizer and] can be used alone, or with other products to solve your lawn problems."

Lawn Care Tips

The best weed prevention begins with a complete lawn care program. Tips for a [weedfree; beautiful] lawn:

- 1) Mow your lawn at the recommended height. Mowing too short weakens the lawn and allows sun to reach weed seeds.
- 2) Make sure the lawn receives 1-inch per week or water. Weeds thrive in drought conditions, and steal water and nutrients from the grass.

What to expect

- [Insert brand name/this product] forms a barrier in the soil [where applied] to prevent the emergence of crabgrass all season-long.
- This product controls crabgrass within a few weeks of germination [-or- in its early stages of growth]. This product does not control mature crabgrass and other existing weeds. Growing [-or- Established/Mature/Visible] broadleaf weeds, such as dandelions, can be controlled with products like [Roundup® Ready-To-Use Weed & Grass Killer III][,] EPA Reg. No 71995-33.].

SUBLABEL 2 – ORNAMENTALS

Not for use on plants being grown for sale or other commercial use as sod, or for commercial seed production, or for research purposes. For use on plants intended for aesthetic purposes or climatic modification and being grown in ornamental gardens or parks.

Restrictions

- Do not allow people or pets to enter the treated area until dusts have settled. Do not enter or allow others to enter treated areas until watering-in is complete and the soil surface is dry.
- Do not apply this product in a way that will contact any person or pet, either directly or through drift. Keep people and pets out of the area during application.
- Do not use when planting seeds.
- Do not use on lawns.
- Do not apply more than one time every year/12 months.
- Do not treat plants grown for food or feed.
- Do not use treated plants for food or feed.
- This product is not for use on lawns or vegetable gardens.
- Not for use on edible fruit, vegetables or herb area.

Precautions

- Make sure newly planted areas have been watered and soil is packed around roots of desirable plants before applying [Insert brand name/this product].
- Keep product off of plant leaves. If product is applied to the plant leaves, rinse the leaves with water.
- Avoid unintentional contact of granules with stone, wood, or other porous surfaces as staining may occur. Sweep immediately to avoid staining. If granules are crushed into surface, rinse thoroughly.
- Unusually cold, excessively wet, or hot and dry conditions that delay germination or extend germination over a long period of time can reduce weed control.
- To prevent possible staining to unintended surfaces, ex.: concrete, stone walks, vinyl surfaces, etc., sweep up stray granules as soon as possible.
- This product prevents weeds from germinating. It does not kill existing weeds. If you have visible weeds, remove them first then rake the soil surface level prior to application. Avoid over application to prevent carryover problems with sensitive plants the following season.
- [This product prevents most weeds from germinating for up to 5/6/8[*] months in flower [perennial] beds and [around] ground covers, trees and shrubs.]
- [Apply this product around perennials, annuals, bushes, trees, and other ornamental plants to have a weed-free outdoor area all season long (or up to 5/6/8[*] months).]
- [This product controls [problem/unwanted/up to 68] weeds and grasses within a few weeks of germination [its early stages of growth]. This product does not control mature/emerged/established weeds and grasses.]

Application

[Option 1]

For Applications near Established Plants [for listed trees, shrubs, perennials, groundcovers, bulbs, ornamental grasses and bedding plants*].

- Apply directly to soil around plants in spring before weeds germinate and before mulching.
- Apply 3/4 oz (2 Tbs) per 10 sq ft.
- Appearance of application should match Example A.
- Activate product by lightly watering-in. [Insert product name] [Insert brand name/this product] may be raked into the top inch of soil before watering-in.
- Apply once every year/12 months.

Roundup® Landscape Weed Preventer (PENDING) 04/07/2020, 04/08/2020, 04/29/2020, 04/30/2020, 02/24/2021, 03/22/2021, 03/23/2021, 04/07/2021, 04/14/2021, 04/27/2021, 04/28/2021

- Apply after planting and watering the area to pack soil around roots.
- *After planting bedding plants, make sure newly planted area has been watered and soil is packed around roots before applying [Insert brand name/this product].

NOTE: Established plants are those that have been planted for more than 2 weeks.

[Option 2]

When To Apply	
Established trees, shrubs, perennials, ground covers, ornamental grass, bulbs	<ul style="list-style-type: none"> • Apply to soil around plants [in spring before weeds germinate] and before mulching. • Wash granules from plants and activate product by [lightly] watering-in. • Apply once every year / 12 months.
Bedding plants*	<ul style="list-style-type: none"> • Apply after planting and watering the area to pack soil around roots. • Wash granules from plants and activate product by lightly watering-in. • Apply once every year /12 months.
How To Apply	
Established trees, shrubs, perennials, ground covers, ornamental grass, bulbs	<ul style="list-style-type: none"> • Sprinkle [Apply] [to soil] around plants at a rate of 3/4 oz (2 Tbs) per 10 sq ft. • Appearance of application should match Example A.
Bedding plants*	<ul style="list-style-type: none"> • Activate product by lightly watering-in. [Insert brand name/this product] may be raked into the top inch of soil before watering-in.

Apply [Insert brand name/the product] directly to the soil around ornamental landscape plants to prevent weeds from germinating. Applications where soil is uniformly covered with [Insert brand name/this product] will result in best weed control and ornamental tolerance.

*After planting bedding plants, make sure newly planted area has been watered and soil is packed around roots before applying [Insert brand name/this product].

NOTE: Established plants are those that have been planted for more than 2 weeks.

Example A



Note to PM: a scoop will be added to the pail package. The following text will be added to How To Apply when the product is marketed in a pail. Wear gloves to avoid product staining.

[Where to Use:]

Roundup® Landscape Weed Preventer (PENDING) 04/07/2020, 04/08/2020, 04/29/2020, 04/30/2020, 02/24/2021, 03/22/2021, 03/23/2021, 04/07/2021, 04/14/2021,04/27/2021, 04/28/2021

[Insert brand name]/this/the product is recommended for [use around] the following [established] Flowers, Bulbs, Shrubs, Trees, and Ground Covers / [ORNAMENTALS]:

TREES

Alder, European black	Dogwood, shrub	Maple, paper-bark	Pine, slash
Apple	Dogwood, silky	Maple, red	Pine, Virginia
Arborvitae, American	Elm	Maple, sugar	Pine, white
Arbutus	Fir, balsam	Nannyberry, rusty	Plum, purple leaf
Ash, red	Fir, Douglas	Oak, chinquapin	Poplar, black
Ash, white	Fir, Fraser	Oak, live	Redcedar, Eastern
Aspen, bigtooth	Fir, white	Oak, pin	Redcedar, Western
Aspen, quaking	Franklinia	Oak, red	Red ironbark
Basswood	Ginkgo	Oak, swamp chestnut	Redwood, dawn
Birch, European weeping	Gum, black	Oak, water	Sequoia, giant
Birch, river	Gum, sour	Oak, white	Serviceberry
Buckeye, red	Haw, black	Oak, willow	Sourwood
Cedar, white	Hawthorn	Olive	Spruce, Colorado blue
Chamaecyparis, boulevard	Hemlock, Canada	Palm, date	Spruce, dwarf Alberta
Cherry, black	Hemlock, Eastern	Palm, fan	Spruce, Norway
Cherry, choke	Holly, American	Palm, pindo	Spruce, white
Cherry, Kwanzan	Honeylocust	Palm, Washington	Sweetgum
Cherry, Nanking	Lilac, common	Peach	Sycamore
Cottonwood	Lilac, Japanese tree	Pear, Bradford	Trachycarpus
Crabapple	Linden	Pecan	Tulip tree
Crepe myrtle	Magnolia, saucer	Pine, Austrian	Walnut, black
Cryptomeria, Japanese	Magnolia, Southern	Pine, Italian stone	Willow, weeping
Cypress, bald	Magnolia, star	Pine, loblolly	Yellowwood
Cypress, Leyland	Maidenhair tree	Pine, Monterey	
Dogwood, flowering	Maple, Japanese	Pine, red	
Dogwood, Korean	Maple, Norway	Pine, Scotch	

SHRUBS

Abelia, glossy	Escallonia	Laurel, Schipka	Quince, flowering
Althaea	Euonymus	Laurustinus	Ranger, Texas
Aucuba, gold	Euonymus, golden	Lavender, English	Redroot
Azalea	Euonymus, winged	Leucothoe	Rhododendron
Bamboo, heavenly	Firethorn	Leucothoe, coast	Robira
Barberry	Forsythia, border	Lilac, cut-leaf	Rose
Barberry, Japanese	Fragrant olive	Lily-of-the-Nile	Rose-of-Sharon
Blue indigo bush	Fuschia, California	Mahonia	Spice plant
Bottlebrush, lemon	Gardenia	Mock orange	Spiraea
Boxwood, common	Hawthorne, Indian	Myrtle, compact	Spiraea, Anthony Waterer
Boxwood, Japanese	Hibiscus	Myrtle, wax	Spiraea, Japanese
Brittlebush	Holly, Chinese	Nandina	Sweet bay
Buttonbush	Holly, Foster's	Oleander	Trumpet bush
Butterfly bush	Holly, Japanese	Oregon grape	Verbena, lemon
Camellia	Holly, Savannah	Osmanthus	Viburnum
Cape jasmine	Holly, yaupon	Palm, European fan	Vitex
Cassia, feathery	Honeysuckle, bush	Palm, Mediterranean fan	Weigela
Cordyline	Hopbush	Phlox, prickly	Wild lilac
Correa	Hopseed bush	Photinia, Fraser	Wisteria
Cotoneaster	Hydrangea	Pieris, Japanese	Xylosma
Cotoneaster, bearberry	Juniper	Pine, mugo	Yellowbells

Roundup® Landscape Weed Preventer (PENDING) 04/07/2020, 04/08/2020, 04/29/2020, 04/30/2020, 02/24/2021, 03/22/2021, 03/23/2021, 04/07/2021, 04/14/2021, 04/27/2021, 04/28/2021

Cotoneaster, rock	Juniper, Chinese	Plum, natal	Yew
Cypress, Italian	Juniper, shore	Privet, California	Yew, Japanese
Cypress, Leyland	Juniper, trailing	Privet, glossy	Yew, Southern
Deutzia, slender	Laurel, cherry	Privet, variegated	Yucca, Adam's needle
Dogwood, red twig	Laurel, mountain	Privet, waxleaf	Yucca, weeping
Elaeagnus	Laurel, Otto Luyken	Pyracantha	

GROUND COVERS

Ajuga	Goldenstar	Mondograss	Sand strawberry
Baby sun rose	Iceplant, large leaf	Morningglory	Sedum
Beach strawberry	Ivy, English	Myoporum	Stonecrop
Capeweed	Ivy, geranium	Pachysandra	Verbena, Peruvian
Cinquefoil, spring	Jasmine, Asiatic	Potentilla	Vervain
Coyotebrush, dwarf	Jasmine, primrose	Red apple	Vetch, crown
Daisy, trailing African	Jessamine, Carolina	Rosemary	Vinca
Dymondia	Manzanita, bearberry	Rose-of-Sharon	Wintercreeper
Gazania	Miscanthus	St. Johnswort, creeping	

PERENNIALS

Acacia	Coreopsis	Hen and chicks	Purple loosestrife
Alumroot ¹	Crinum lily	Hopflower oregano	Pussy-toes. small-leaf ¹
Asparagus	Crocus	Hosta	Pussy-toes, stoloniferous ¹
Aster, New York	Daffodil	Hyssop, Coronado ¹	Red-hot-poker
Aster, Stokes	Daylily	Hyssop, sunset	Rock cress
Astilbe (False spirea)	False dragonhead	Ice plant, hardy or yellow	Rosemary
Baby's breath	Fairy duster	Indian blanket	Ruscus, Israeli
Beard tongue	Fern, asparagus	Ironweed, New York ¹	Rush, soft
Bee balm ¹	Fern, Boston	Jacob's ladder ¹	Sage, Russian
Bellflower	Fern, leatherleaf*	Joepy weed, sweetscented ¹	Scabiosa
Bergenia, heart-leaved ¹	Fern, Japanese painted	Lady's-mantle	Sedge
Bird of paradise	Fern, tree	Lantana, weeping	Shasta daisy
Black-eyed Susan	Flax, blue	Lavender, English	Shrub verbena
Blanket flower	Foamflower, heartleaf	Leopard's bane	Sneezeweed, common
Bleeding heart	Fortnight lily	Lily	Spiderwort ¹
Bluestar ¹	Foxglove, common	Lily, plantain	Sunflower ¹
Blue false indigo	Foxglove, Spanish	Liriope, big blue	Sweet flag
Butterfly weed	Freesia	Liriope, creeping	Thrift, sea pink ¹
California poppy	Fuschia, Arizona	Liriope, variegated	Tickseed
Calla lily	Gaillardia	Loosestrife. garden	Transvaal daisy ¹
Canna, common garden	Gaura ¹	Montbretia	Tulip
Canadian ginger ¹	Geum	Moonbeam	Turtlehead. snakehead
Carex	Gladiolus	Nightshade	Twinspur
Cast iron plant	Globe amaranth ¹	Orchid, peacock	Wisteria
Catmint	Golden rockets ¹	Oxeye daisy	Wonder flower
Chincherinchee	Goldenrod, seaside ¹	Oxeye, smooth ¹	Vervain ¹
Clover, crimson	Goldenrod, showy ¹	Peony, Chinese	Yarrow
Columbine	Goldenrod, wrinkleleaf	Phlox. creeping	Zephyr lily
Coral bells ¹	Heather, dwarf	Purple coneflower	

*Applications of [Insert brand name/this product] to immature ferns (during periods of new growth of fronds) may result in some injury.

¹ Not for use in California.

BEDDING PLANTS

Ageratum	Crocoshia, Montebretia	Impatiens	Plumosa cockscomb
Alyssum	Dahlia	Kale, ornamental	Portulaca
Anemone, poppy-flowered	Dianthus	Marigold, African	Salvia
Artemesia	Dusty miller	Moss rose	Snapdragon
Balloonflower	Gayfeather	Mum, garden	Statice
Begonia	Gazania, trailing	Pansy	Sweet William
Cabbage, ornamental	Gazania, treasure flower	Periwinkle	Vinca
Caladium	Geranium	Periwinkle, rose	Zinnia
China aster	Gloxinia	Petunia	

*After planting bedding plants and before [Insert brand name/this product] is applied, the area to be treated should be watered sufficiently to pack soil around roots.

[Insert brand name/this product] may be used on plant species not listed on this label. The suitability for such uses should be determined by treating a small number of such plants at the specified rate. Treated plants should be evaluated 1 to 2 months following treatment for possible injury.

ORNAMENTAL GRASSES

Beach grass	Fountain grass	Muhlygrass, bamboo	Ribbon grass
Bluestem, little	Fountain grass, chinese	Muhlygrass, pink	Sea oats, northern
Dropseed, prairie	Fountain grass, oriental	Pampas grass	Tufted hair grass
Fescue, blue	Indiangrass	Reed canary grass	
Fescue, sheep	Lyme grass	Reed, giant	

ORNAMENTAL BULBS

[Insert brand name/this product] may be applied for control of susceptible annual weeds in ornamental bulbs listed on the label (crocus, daffodil [narcissus], gladiolus, tulip, etc.). Apply [Insert brand name/this product] prior to, during, or after bulb emergence. If weeds have already germinated, use a labeled postemergence herbicide [[such as][Roundup® Ready-To-Use Weed & Grass Killer III/Insert Brand Name for EPA#71995-33][,] EPA Reg. No 71995-33] to control emerged weeds.

WILDFLOWERS

[Insert brand name/this product] may be applied for control of susceptible annual weeds in plantings of wildflowers listed on the label (black-eyed susan, California poppy, coreopsis, oxeye daisy, etc.). [Insert brand name/this product] may be applied to established perennial wild- flowers before emergence of weeds or wildflowers. For wild- flowers being established from seed, apply [Insert brand name/this product] after wildflowers have emerged but prior to weed germination. If weeds have already germinated, use a labeled postemergence product [[such as][Roundup® Ready-To-Use Weed & Grass Killer III/Insert Brand Name for EPA#71995-33][,] EPA Reg. No 71995-33] to control emerged weeds. Due to the diversity of species and varieties which exist in areas where wildflowers are grown, the response to [Insert brand name/this product] may vary greatly. Carefully testing on desirable species is recommended to determine if area-wide applications can be made.

WEEDS CONTROLLED OR SUPPRESSED

Use [Insert brand name/this product] for preemergence control of the weed species listed. Applications can be made around and over the top of the ornamentals listed on this label.

Roundup® Landscape Weed Preventer (PENDING) 04/07/2020, 04/08/2020, 04/29/2020, 04/30/2020, 02/24/2021, 03/22/2021, 03/23/2021, 04/07/2021, 04/14/2021, 04/27/2021, 04/28/2021

GRASS WEEDS

Barnyardgrass
Bluegrass, annual[∞]
Brome, Japanese
Brome, downy
Canarygrass
Cheat
Chess, hairy
Crabgrass, large
Crabgrass, smooth
Crowfootgrass
Foxtail, giant
Foxtail, green
Foxtail, yellow
Goosegrass
Guinea grass
Itchgrass
Johnsongrass (from seed)
Jointed goatgrass
Junglerice
Lovegrass (from seed)
Millet, wild proso
Oat, wild
Panicum, browntop
Panicum, fall
Panicum, Texas
Ryegrass, annual
Ryegrass, Italian
Sandbur, field
Signalgrass
Shattercane
Sprangletop, Mexican
Sprangletop, red
Swollen fingergrass
Witchgrass
Woolly cupgrass

[∞]Partially controlled or suppressed for 8 months.

BROADLEAF WEEDS

Bugloss, small
Burweed, lawn
Carpetweed
Chickweed, common[∞]
Chickweed, mouseear
Clover, hop
Cudweed
Dodder
Evening primrose
Fiddleneck
Filaree
Henbit[∞]
Knotweed, prostrate
Kochia
Lady's thumb
Lambsquarters, common
Lambsquarters, slimleaf
London rocket
Morningglory
Mustard, black
Pigweed
Puncturevine
Purslane
Pusley, Florida
Rocket, London
Shepherdspurse
Smartweed, Pennsylvania
Speedwell, corn
Spurge, annual
Spurge, prostrate
Woodsorrel, yellow
Velvetleaf (Buttonweed)
Waterhemp

STORAGE AND DISPOSAL

PESTICIDE STORAGE: Store in a dry place. Reseal opened bag [by folding top down and securing.]

PESTICIDE DISPOSAL AND CONTAINER HANDLING: Nonrefillable container. Do not reuse or refill this container. **If empty:** Place in trash or offer for recycling if available. **If partly filled:** Call your local solid waste agency for disposal instructions. Never place unused product down any indoor or outdoor drain.

Note to PM: *The following Storage and Disposal section will appear on those products intended for use with the Shaker Jug.*

STORAGE AND DISPOSAL

PESTICIDE STORAGE: Store in a dry place for your next application. Product can be used until [container is] empty.

PESTICIDE DISPOSAL AND CONTAINER HANDLING: Nonrefillable container. Do not reuse or refill this container. **If empty:** Place in trash or offer for recycling if available. **If partly filled:** Call your local solid waste agency for disposal instructions. Never place unused product down any indoor or outdoor drain.

OPTIONAL MARKETING CLAIMS AND TEXT
The following claims may appear on any label panel

Claims Regarding Weed Control/Prevention Properties: [Claims regarding “What it does...”]

- [Up to] [5/6/8] [] month/Season long] weed [and/&/+ grass] [control/prevention] [in your] [flower garden][and] [landscaped beds].
- Prevents/Controls/Stops [the toughest/tough/new/unwanted/problem/invasive] weeds [and/&/+ grasses] [from growing/sprouting] [for] [up to] [5/6/8] [] months [all season long].
- Works up to [5/6/8] [] months [all season long] to prevent [the toughest /new/ unwanted/ problem/ invasive] weeds and/& grasses [from growing/sprouting].
- [Prevents/Stops/Defeats] [the toughest/new/unwanted/problem/invasive] weeds [and grasses] [before/BEFORE they start/sprout]!
- Got tough weeds? Stop them [from [ever] growing [at all]][before/BEFORE] [they sprout] [with insert product name]
- One application [prevents/controls/stops] [new/problem/unwanted/invasive/tough] weeds [and grasses] [all season long] [for] [up to] [5/6/8] [] months.
- One application lasts [up to][5/6/8] [] months [all season long].
- A broad spectrum of weed [and grass] [protection/prevention/control] [for up to [5/6/8] [] months] [all season long].
- [Prevents/Stops/Controls] a broad spectrum of [] [new/problem/unwanted/invasive] weeds [and grasses] [for up to [5/6/8] [] months] [all season long].
- [Prevents/Stops/Controls] [the most] common weeds [and grasses][from growing/sprouting].
- [Prevents/Stops/Controls] 68 [common/new/unwanted/problem/invasive] weeds [and grasses] [from growing/sprouting].
- Stops 68 [common/new/unwanted/problem/invasive] weeds [and grasses] before they start [growing].
- [Creates/Forms] [a] [uniform/invisible] barrier [where applied] against [common /new/ unwanted/problem /invasive] weeds [and grasses].
- Creates a [uniform/invisible] weed barrier [where applied] [to prevent weeds [and grasses]][from growing/sprouting].
- [Provides] [A] complete weed (and grass) barrier [where applied] for (up to) [5/6/8] [] months] [all season long][with one application].
- Forms [a/an] [uniform/invisible] barrier [where applied] which prevents unwanted weeds and grasses [from growing/sprouting][and appearing above ground level]
- [Forms an] Invisible barrier [where applied][that] can't be broken by the toughest weeds and grasses
- [Prevents/Controls/Stops] (**Note to PM: any combination of listed weeds can be inserted here**) [for up to [5/6/8] [] months/all season long]
- [Brand Name] [controls/prevents/stops] more than xx [troublesome /problematic/ invasive /unwanted] weeds [and grasses] including (**Note to PM: any combination of listed weeds can be inserted here**).
- [[5/6/8] [] month] [control/prevention/product name] [is] weeds' worst nightmare
- Prevent/Control/Stop unwanted visitors
- Treats/Covers[up to] [X,XXX] sq. ft.
- Weeds [don't/never] stand a chance!
- Weeds [can't/ won't] grow [in the first place][*]
- Blocks/stops weeds [from growing]
- [Create/Enjoy] a weed-free garden by preventing them [early]
- Prevent weeds from showing up in flower beds.
- The [best/highest] form of weed control is weed prevention. The best way to control weeds is [to prevent them/prevention]
- What's the secret to a beautiful landscape? Prevention, prevention, prevention
- Why wait to kill them when you can prevent them?
- [Blocks/prevents] weeds from breaking through the soil

Roundup® Landscape Weed Preventer (PENDING) 04/07/2020, 04/08/2020, 04/29/2020, 04/30/2020, 02/24/2021, 03/22/2021, 03/23/2021, 04/07/2021, 04/14/2021,04/27/2021, 04/28/2021

- Kills and prevents weeds [before they reach the surface/underground/below the surface]
- Prevents weeds by creating a barrier [where applied] they can't [get past/grow past/break through]
- Prevent weeds in advance with an underground weed barrier [where applied]
- Prevents the toughest weeds and grasses

*See use directions for complete list of treated weeds./ *See directions for weed list./ *when used as directed

Claims Regarding Application:

- Easy to use [packaging/applicator][provides even coverage]
- Easy to apply – just [shake/sprinkle] on [landscape beds][perennial & annual flower beds, around shrubs & trees, and in flowering bulb gardens]
- Easy to open resealable bag
- [Pour spout] [applicator] [design] provides even coverage
- Easy to open [and close] [bag/packaging/jug]
- [Does not]Won't harm plants[*] [[*]Please refer to plant list where product can be used] / [[*]When used as directed]
- [Apply/Sprinkle/Shake] around flowers, perennials, trees, shrubs every 5/6/8[*] months
- [Apply/Sprinkle/Shake] once to prevent weeds for up to [5/6/8][*] months
- Excellent for use with mulch
- Won't harm over 412 [X] types of plants and flowers[*]
- Can use around 412 [X] types of plants and flowers
- Won't harm over 412 [X] types of plants and flowers[*]
- Can use around 412 [X] types of plants and flowers
- Prevents weeds in your [landscaped beds/garden] without harming your plants and flowers
- Quick, easy way to prevent weeds
- Covers 1000 square feet [*]
- Apply in early spring for up to [5/6/8][*] months of [season-long] weed [and grass] [prevention/control]
- Apply in early spring to prevent/stop/control [common/new/unwanted/problem/invasive] weeds [and grasses] [from growing/sprouting] for up to [5/6/8][*] months [all season long]
- [Plant/Ornamental] Friendly Formula*
- Fast & Easy
- [Save/Saves] time & energy
- Apply/Sprinkle/Shake and prevent weeds
- Won't harm [most] [common] [desirable] plants[*]
- Apply with confidence [by/near] [[desirable][plants]
- Confidently apply [by/near] [desirable] plants
- Built in applicator [included]
- [Applicator/Scoop/Applicator Scoop] Included [optional scoop pictogram]
- [Applicator/Scoop/Applicator Scoop] Included [for easy/convenient] [applicator]
- [Applicator/Scoop/Applicator Scoop] Inside [optional scoop pictogram]
- [Easy to use] Applicator Cap [Included]

*See use directions for complete list of treated weeds./ *See [directions for] weed list./ *when used as directed

Other:

- No more hand pulling
- [Reduces/Less] hand pulling
- Less weeding all season long
- Takes the work out of weeding
- More effective than hand pulling
- Don't pull weeds [and/& grasses] – prevent them!
- Plants grow stronger without [unwanted/invasive/problematic] weed [& grass] competition
- Weeds aren't a problem [if they] [can't grow] [never grow in the first place]
- Preventing weeds prevents more [work/weeding] later
- Weeds Can't Grow. No worry.
- Have a weed free season [spring/summer]
- For [a] weed free landscape(s) and garden bed(s)
- Long lasting formula
- Let [insert ABN] do the weeding [for you]
- A simple [and easy] step towards a weed free landscape [& garden]
- Be smarter than your weeds
- Not all weed preventers are the same
- Goodbye Weeds
- Wipe out weeds before they win
- Put [it/insert product name] down before weeds come up
- Weeds, meet your match
- Simple solution for unwanted weeds
- Outsmart weeds before they appear
- Weed free season
- Draw the line [on [preventing/controlling] weeds]
- Draw the line on weeds before you see them
- Keep your landscape weed free
- Don't waste [your] time weeding [this season]
- What's better than a dead weed? No weeds at all.
- Protect/Guard your[landscape/garden] [from weeds]
- Guard [the/what's] good
- Plan in advance and weeds will never show their ugly face
- Prevent weeds so you'll never see their ugly face
- Beautiful protection against [68 kinds of] ugly weeds "Kill in Advance" technology
- Weeds die underground [before you ever see them/so you never see them]
- Weeds start underground. [insert product name] keeps them there
- Better to prevent [weeds] than [pick/pull] [weeds]
- Prevent weeds in advance. Draw the line
- Draw the line®
- Prevent weeds. Draw the line early.
- [For best results] apply in early spring [after planting]
- For [outdoor] residential use [only]
- Apply early [in the season] to prevent weeds [before they start/ from growing]
- Easy to see where you've applied
- Easy to see for even application

Roundup® Landscape Weed Preventer (PENDING) 04/07/2020, 04/08/2020, 04/29/2020, 04/30/2020, 02/24/2021, 03/22/2021, 03/23/2021, 04/07/2021, 04/14/2021, 04/27/2021, 04/28/2021

- Visible color makes it easy [to (evenly) apply / to see]
- Easy to see [granules/product] [application]
- Not for use on hardscapes [sidewalks/patios/ paver/driveways]
- Not for use on lawns [or hardscapes]
- [Illustration – untreated area] **Note to PM: picture of garden/landscape area with weeds**
- [Illustration – treated area] **Note to PM: picture of garden/landscape area without weeds**

Weather /Rainproof Claims:

- Rain, snow or freezing weather after application will not [significantly] impact/affect the performance of this product.

•

Guarantee:

- Guaranteed!† **Note to PM: this claim can be combined with any claim listed on the label.**
- Guaranteed† [we guarantee it†] qualify guarantee
- Guaranteed results† [with one application] qualify guarantee
- Guaranteed satisfaction† qualify guarantee
- Won't harm your plants [guaranteed][*][*when used as directed] † qualify guarantee
- Guaranteed results or your money back†
- For a beautiful [weed free] landscape [& garden]

Additional Roundup® Language

- For best results with existing/mature weeds in your garden and landscaped beds, use [[insert product] [Roundup® Ready-To-Use Weed & Grass Killer III [with the Sure Shot® Wand][,] [EPA Reg. No. 71995-33]].
- Problems with [existing/grown/mature] weeds? Use [[insert product] [Roundup® Ready-To-Use Weed & Grass Killer III [with the Sure Shot® Wand]] [,] [EPA Reg. No. 71995-33]].
- [Classic/Traditional] [insert product] [Roundup® Ready-To-Use Weed & Grass Killer III] kills weeds after you see them. New [insert ABN] prevents weeds [so you'll never see them before you ever see them.]
- [Now] you can reach for [insert product] [Roundup® Branded Products] before you [even] see weeds. [Not just after.]Meet the first [Roundup® Branded Product] that prevents weeds before [they sprout/start/grow]
- Now there is a [Roundup® Branded Product] [insert product] that's as good at preventing weeds as killing them.
- #1 brand in weed control.

Specific Packaging Claims:

- Hold Here. Tip Over. Shake Out.
- Grab Here. Tip Over. Shake Out.

PROMOTIONAL OFFERINGS OPTIONS

- NEW! **Use only if new package or formulation**
- New and Improved! **Use only if new package or formulation**
- New! Larger size [covers up to [Insert value] sq ft]
- NOW! **Use only if new package or formulation**
- Refill [Included]
- VALUE [SIZE/ SIZED]
- Value [Pack/ Pak]
- New packaging
- NOW! Covers up to [insert value] sq ft
- NOW! Cover(s) [insert value] sq ft more![*] [*][v.][versus][compared to][insert previous formula/package]








Roundup® Landscape Weed Preventer (PENDING) 04/07/2020, 04/08/2020, 04/29/2020, 04/30/2020, 02/24/2021, 03/22/2021, 03/23/2021, 04/07/2021, 04/14/2021,04/27/2021, 04/28/2021

- NOW! Controls/Stops/Prevents [68] [common/new/unwanted/problem/invasive] weeds [and grasses] [for up to [5/6/8]["] months]

*See use directions for complete list of treated weeds. **OR** *See [directions for] weed list.

Example Graphics

The following are representative examples of graphics that could be used in the marketed label. If the graphic is used, minor changes to the exact color, shapes or orientation of items depicted, or the amount or size of graphic may occur based on marketing decisions and the available space on the label.

Graphics	How or where graphic may be used
	Claims discussing the creation of a “barrier” by product
	Claims discussing length of weed prevention
	Claims discussing application or coverage area
	Claims discussing when or where to apply
	Claims discussing how to activate product or wash off product from plants
	Claims discussing where product can be used (Annuals, Flowers, Trees, Soil around plants)
	General marketing image of Flowers and Soil

WARRANTY/GUARANTEE INFORMATION

NOTICE: To the extent consistent with applicable law, buyer assumes all risks of use, storage or handling of this product not in accordance with directions.

[*][Guaranteed Results] [or your money back] Consumer Guarantee: If for any reason you are not satisfied after using this product, simply send us the original proof of purchase and we will refund the purchase price.

Insert Applicable Storage and Disposal Statements from Section above per Packaging Type

[Insert phone & computer icons]

[Questions/Comments/ Information/or,]

[Call] [Insert Telephone Number/ 1-800-246-7219] [or visit [our website at]] [www.roundup.com]

[Preguntas/Comentarios/ Información/o/,]

©[Insert year] [Monsanto Company] [Insert: All Rights Reserved.] [Insert Company Name]

[Note to PM: This product will list what company this is produced/manufactured for and either the corporate address for Bayer, the parent company of Monsanto Company Lawn and Garden Products, or the production location of this product.]

[Produced/Manufactured/ Distributed] [for/ by] [Monsanto Company Lawn & Garden Products] [Insert Company Name]

800 N. Lindbergh Blvd.

St. Louis, MO 63167 [Insert Address]

EPA Reg. No. 71995-63

EPA Est. Nos. XXX-XX-X [084175-TX-001]

[Superscript used is first letter of run code on end of container]

[Made in/ Manufactured in/ Produced in/ Assembled in/ Product of] [USA/[Insert country]] [with [insert# %] or more US parts/ with over [insert# %] US parts/ with foreign and domestic parts]

[Insert Relevant Trademark Disclosure Statement(s)]

[Insert Relevant Patent Information Statement(s)] [For a list of patents, if any, covering this product or its use, please go to [insert patent website/ www.monsantotechnology.com/lawnandgarden.]

Optional Anti-theft device statement: [This [bottle/ box/ package] [may] contain[s] an anti-theft device[, either inside or on the back [of the [bottle/ package]].] [It does not affect product performance.]

Alternative Text: [Security device included/ [This] [bottle/ box/ package] contains security device.]

[Insert 2D Code/ PPN code/ Insert LB code] [UPC Code/ Proof of Purchase]

Roundup® Landscape Weed Preventer (PENDING) 04/07/2020, 04/08/2020, 04/29/2020, 04/30/2020, 02/24/2021, 03/22/2021, 03/23/2021, 04/07/2021, 04/14/2021, 04/27/2021, 04/28/2021