

7/995-57

7/2/2013

1/20



UNITED STATES ENVIRONMENTAL PROTECTION AGENCY
WASHINGTON, D.C. 20460

OFFICE OF CHEMICAL SAFETY
AND POLLUTION PREVENTION

Ona E. Maune
Monsanto Company
1300 I Street; Suite 450 East
Washington, DC 20005

JUL - 2 2013

Subject: Notification; Per PR-Notice 98-10
LG 712 Concentrate Herbicide
EPA Reg. No. 71995-57
Date Submitted: June 26, 2013

Dear Ms. Maune:

The Agency is in receipt of your Application for Pesticide Notification under Pesticide Registration Notice (PRN) 98-10 dated June 26, 2013 for the product referenced above. The Registration Division (RD) has conducted a review of this request for its applicability under PRN 98-10 and finds that the action requested falls within the scope of PRN 98-10. The label submitted with the application has been stamped "Notification" and will be placed in our records.

If you have any questions regarding this letter, please contact me at (703) 306-0415 or davis.kable@epa.gov.

Sincerely,

A handwritten signature in black ink, appearing to read "Kable Bo Davis", enclosed within a large, loopy oval scribble.

Kable Bo Davis
Product Manager 25
Herbicide Branch
Registration Division (7505P)



United States
Environmental Protection Agency
 Washington, DC 20460

Registration
 Amendment
 Other

Registration
Amendment
Other

OPP Identifier Number

Application for Pesticide – Section I

1. Company/Product Number Monsanto Company 71995-57	2. EPA Product Manager Kable Bo Davis	3. Proposed Classification <input type="checkbox"/> None <input type="checkbox"/> Restricted
4. Company/Product (Name) Monsanto Company LG 712 Concentrate Herbicide	PM # 25	
5. Name and Address of Applicant (Include ZIP Code) Monsanto Company 1300 I (Eye) Street, NW – Suite 450 East Washington, DC 20005 <input type="checkbox"/> Check if this is a new address	6. Expedited Review. In accordance with FIFRA Section 3(c)(3) (b)(i), my product is similar or identical in composition and labeling to: EPA Reg. No. _____ Product Name _____	

Section – II

<input type="checkbox"/> Amendment – Explain below.	<input type="checkbox"/> Final printed labels in response to
<input type="checkbox"/> Resubmission in response to Agency letter dated	<input type="checkbox"/> "Me Too" Application.
<input checked="" type="checkbox"/> Notification – Explain below.	<input type="checkbox"/> Other – Explain below.

Explanation: Use additional page(s) if necessary. (For section I and Section II.)

This notification adds an alternative value of 3 hours active ingredient efficacy, additional label claims, mixing instructions placement and corrects minor errors.

Section – III

1. Material This Product Will Be Packaged In:				2. Type of Container	
Child-Resistant Packaging <input type="checkbox"/> Yes* <input type="checkbox"/> No	Unit Packaging <input type="checkbox"/> Yes <input checked="" type="checkbox"/> No	Water Soluble Packaging <input type="checkbox"/> Yes <input checked="" type="checkbox"/> No		<input type="checkbox"/> Metal	<input checked="" type="checkbox"/> Plastic
* Certification must be submitted		If "Yes" Unit Packaging wgt.	No. per Container	If "Yes" Package wgt.	No. per Container
3. Location of Net Contents Information <input checked="" type="checkbox"/> Label <input type="checkbox"/> Container		4. Size(s) Retail Container Various		5. Location of Label Directions <input checked="" type="checkbox"/> On Label <input type="checkbox"/> On Labeling accompanying product	
6. Manner in Which Label is Affixed to Product <input type="checkbox"/> Lithograph <input type="checkbox"/> Paper glued <input type="checkbox"/> Stenciled				<input checked="" type="checkbox"/> Other <u>polypropylene glued</u>	

Section – IV

1. Contact Point (Complete items directly below for identification of individual to be contacted, if necessary, to process this application.)		
Name Daniel J. Jenkins	Title U.S. Agency Regulatory Affairs Manager	Telephone No. (Include Area Code) (202) 383-2851
Certification I certify that the statements I have made on this form and all attachments thereto are true, accurate and complete. I acknowledge that any knowingly false or misleading statement may be punishable by fine or imprisonment or both under applicable law.		6. Date Application Received (Stamped)
2. Signature 	3. Title Federal Regulatory Affairs Manager	
4. Typed Name Ona E. Maune	5. Date June 26, 2013	

3/20

MONSANTO



MONSANTO COMPANY
1300 I (Eye) Street, NW
Suite 450 East
Washington, D.C. 20005
<http://www.monsanto.com>

Hand Delivered

June 26, 2013
Ona Maune
Federal Regulatory Affairs Manager
314-694-6576

Document Processing Desk (NOTIF)
Office of Pesticide Programs
U.S. Environmental Protection Agency
One Potomac Yard (7504P)
2777 South Crystal Drive, Room S4900
Arlington, VA 22202-4501

NOTIFICATION
JUL - 2 2013

Attention: Mr. Kable Bo Davis, Team Leader 25

Subject: **Notification to LG712 Concentrate Herbicide, EPA Reg. No. 71995-57**

Dear Mr. Davis:

Monsanto Company Lawn & Garden Products is submitting a notification that adds an alternative value of 3 hours active ingredient efficacy, additional label claims, mixing instructions placement and corrects minor errors. This submission does not impact the formulation by changing any ingredient, percentage in the formulation or certified limits. Included is a marked copy showing the changes that were made using the track changes feature in MSWord and a clean copy with all of the changes implemented.

This notification is consistent with the provisions of PR Notice 98-10 and EPA regulations at 40 CFR 152.46, and no other changes have been made to the labeling or the confidential statement of formula of this product. I understand that it is a violation of 18 U.S.C. Sec. 1001 to willfully make any false statement to EPA. I further understand that if this notification is not consistent with the terms of PR Notice 98-10 and 40 CFR 152.46, this product may be in violation of FIFRA and I may be subject to enforcement action and penalties under sections 12 and 14 of FIFRA.

If you have any questions regarding this submission, please contact Dan Jenkins at (202) 383-2851, or by email at daniel.j.jenkins@monsanto.com, or me directly at (314) 694-6576, or by e-mail at ona.maune@monsanto.com.

Sincerely,

Ona E. Maune
Federal Regulatory Affairs Manager

cc: Dan Jenkins/ DC Office
File copy

cc: [illegible]

[Editorial Notes: Bracketed text [] is for internal use and serves as a 'place holder' for graphics or design instructions.

Parenthetical text () denotes optional or alternate wording.

[Refer to APPENDIX 1 for consolidated list of label claims.]

[Refer to APPENDIX 2 for packaging related claims.]

[Refer to APPENDIX 3 for packaging related instructions.]

[Insert claim from Appendix 1]

NOTIFICATION
JUL - 2 2013

LG712 Concentrate Herbicide (primary)
[Alternate Brand Name
Roundup® Concentrate Weed & Grass Killer Plus FastAct® Select]

Active Ingredients:

Glyphosate, isopropylamine salt	41.0%
Diquat dibromide.....	2.25%
Other Ingredients	56.75%
Total	100.00%

* Contains 4 pounds per US gallon of glyphosate acid.

Keep Out of Reach of Children

CAUTION

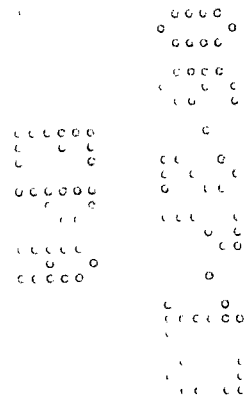
See back panel booklet for additional precautionary statements.

NET CONTENTS [INSERT FL OZ or GAL] (INSERT Metric CONVERSION)

[Net contents of final printed labeling based on various commercial sizes to be marketed]

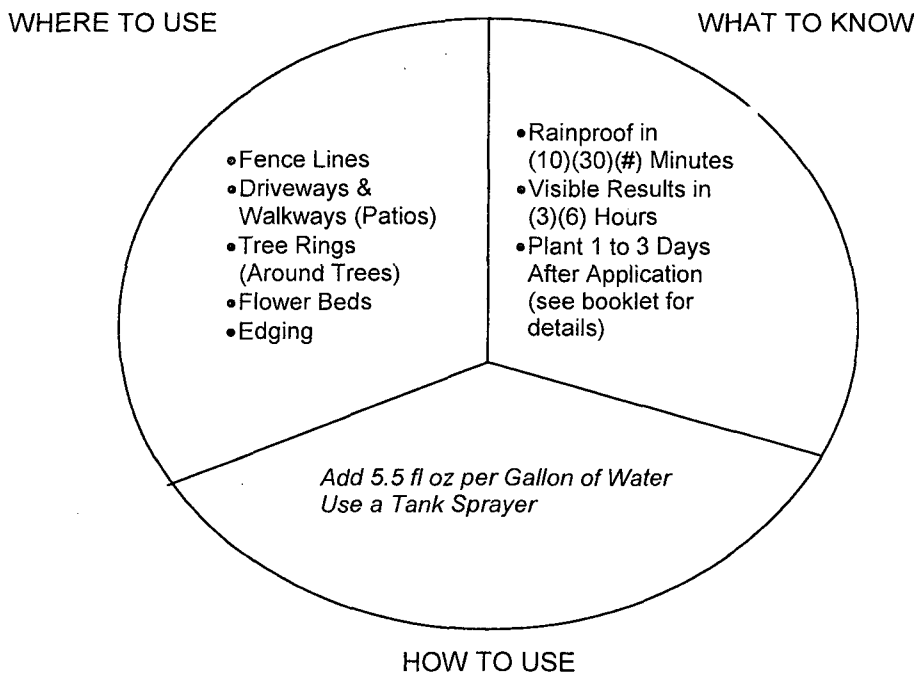
[Insert 2D code, PPN code, LF code]

[Lot number to be printed on container]



[optional]
Open (booklet for details)
Resealable Label for Directions & Precautions
Open/Abra

[optional] DID YOU KNOW? [Insert Marketing Claim from Appendix 1]



© (date) MONSANTO COMPANY
Produced for
Monsanto Company
Lawn & Garden Products
P.O. Box 418
Marysville, OH 43041

EPA Reg. No. 71995-57
EPA Est. 239-IA-3(I), 239-MS-001(M) [insert additional sites as necessary]
(I) or (M) is first letter of lot number [lot number printed on bottle]
(Made in the USA)
PPN [insert alpha/numeric code] [Insert 2D code] [Insert spec number] [Insert UPC Barcode]

[optional section]
 Questions, Comments or Information
Call [insert contact #] or visit www.roundup.com

[optional]
Guaranteed Satisfaction. * Open booklet for details.
(For Outdoor Residential Use Only)

[Inside Booklet]

[Optional Section]

Product Facts

Kills Weed & Grasses

Makes up to [] gallons

Treats up to [] sq ft

[See Appendix 2 for calculations]

HOW IT WORKS [Optional Illustration]

Glyphosate, the primary active ingredient, enters the plant through the foliage and moves systemically to the roots. Glyphosate kills the weeds by stopping the function of an essential enzyme found in plants (but not humans or animals). Weeds die, roots and all. Kills only what you spray. (Any) Product not absorbed by the plant breaks down without moving in or on the soil to untreated plants. Weeds will begin to brown then yellow and wilt within (3)(6) (insert number) hours with complete kill in 1 to 2 weeks. Diquat, the second active ingredient, enters the plant causing weeds to brown then yellow and wilt within 6 [Alternative value: 3] hours with complete kill in 1 to 2 weeks.

WHERE TO USE

- On patios, walkways, driveways, gravel or mulch beds
- Around flowers (In flowerbeds)
- Around shrubs or trees
- Edging around foundations, retaining walls, fences or walkways
- Along fences (& foundations)
- In large areas - For lawn replacement
 - For garden plot preparation†
- Wooded or (and) vacant lots
- Other areas where weeds are a problem

† **IMPORTANT:** While (Insert Brand Name) (this product) may be used to prepare a vegetable garden for planting, DO NOT USE for spot weed treatment after planting fruits or vegetables.

[For products where an anti-theft device has been added] This bottle contains an anti-theft device, either inside or on the back of the bottle. It does not affect product performance.

DIRECTIONS FOR USE

It is a violation of Federal law to use this product in a manner inconsistent with its labeling. Read and follow label instructions.

User Safety Recommendations:

Clothing and protective equipment exposed to this product should be washed in detergent and hot water. Such items should be kept and washed separately from other laundry. Users should wash hands before eating, drinking, chewing gum, using tobacco, or using the toilet. Users should remove clothing immediately if pesticide gets inside. Then wash thoroughly and put on clean clothing. Users should remove protective equipment immediately after handling this product. Wash the outside of gloves before removing. As soon as possible, wash thoroughly and change into clean clothing.

MIXING INSTRUCTIONS

[Optional tank sprayer illustration]

Use a plastic, fiberglass, plastic-lined steel or stainless steel pump-up type tank sprayer. Use of a Roundup® brand tank sprayer is recommended. Do not mix, store or apply this product using a galvanized or unlined steel sprayer (except stainless steel), or apply through any irrigation system.

- For best results on all weed types, add 5.5 fl oz (11 Tbs) to one (1) gallon of water.
- (Optional Text) For easy to kill weeds such as (small) seedlings, mix 2.5 fl oz (5 Tbs) to one (1) gallon of water.
- Spot treat or spray 1 gallon of spray solution evenly over 300 square feet.

1 Tablespoon (Tbs) = 3 teaspoons (tsp)

1 fl oz = 2 Tbs

[Optional DNS Illustration]

Hose-End Sprayer

(For large areas consider using the Ortho® Dial 'n Spray®)

- Set dial to 6 oz.
- To sprayer jar add 6 fl oz (12 Tbs) for each 300 square feet of application. DO NOT add water.
- Spray evenly over measured area.
- After spraying, unused product can be poured back into its original container.

[Alternative Mixing Instructions]

Pre-measured bottle.

Dilute with water to refill the (insert brand name, LG737 Ready-to-Use Herbicide).

[Optional Section]

MEASURING CAP

- Press in both tabs, then remove the measuring cap.
- Remove foil seal.

HOW TO CLEAN TANK SPRAYER

To clean a tank sprayer after use, rinse sprayer and all sprayer parts with water three (3) times (triple rinse) as follows. Fill sprayer 1/4 full with water, tighten connections and shake vigorously. Spray rinse water on bare soil or gravel. After thoroughly cleaning, sprayer can be used for other products.

HOW TO APPLY [Optional Illustration]

- Spray the weeds or grasses you want to kill until thoroughly wet.
- When spot treating weeds around desirable plants, shield plants from drift with a sheet (piece) of cardboard or plastic. If desirable plants are accidentally sprayed, rinse off immediately with water.

IMPORTANT: Spray only when air is calm to prevent drift to desirable plants.

- Apply in a manner to avoid spray drift.
- **Do not spray desirable plants or grasses.**
- Not recommended for spot weed control in lawns since (glyphosate) (this product) kills lawn grasses.

WHEN TO APPLY *[Optional Illustration]*

- Apply when weeds are actively growing. (Use anytime weeds and grasses are actively growing.)
- For best (fastest visual) results, apply during warm, sunny weather (above 60° F) to accelerate systemic movement from foliage to roots.
- RAINPROOF (Protection:) Rain or watering (10)(30) (insert #) minutes after application will NOT wash away effectiveness.
- Apply when weeds are small and before seeds form. Established (Perennial)(Hard to kill) weeds may require a repeat application.

Application Restrictions:

Do not apply this product in a way that will contact any person or pet, either directly or through drift. It is not allowed that this product be used in a manner that can result in accidental exposure or movement beyond intended areas of use (i.e. neighboring yards, fence lines, etc.) due to drift. Only the person applying this product may be in the area during application.

WHEN TO REPLANT *[Optional Illustration]*

- Plant ornamental flowers, trees and shrubs no earlier than **1 day after** application.
- Plant lawn grasses, herbs, vegetables (all), and fruits no earlier than **3 days after** application.

[Optional Sections]

ADDITIONAL USES

• **Vines**

If vines are growing up poles, fences, or tree trunks with mature bark, cut vines to a height of 3 to 4 feet and spray vines thoroughly.

If vines are climbing shrubs or tree trunks with green bark, cut vines at base and treat as directed for stumps or spray regrowth. If spraying regrowth, shield shrubs and tree trunks from unintended application with a sheet (piece) of cardboard or plastic.

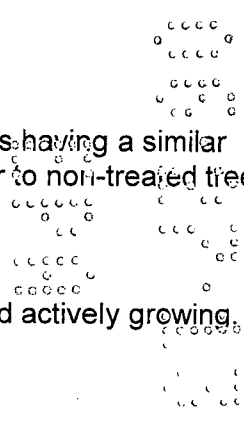
• **Stumps**

- Cut living stump close to ground.
- Drive (drill) 4 to 5 holes into freshly cut stump.
- Immediately pour undiluted product into holes.

IMPORTANT: Some trees may share the same root system. Adjacent trees having a similar age, height and spacing may signal a shared roots system. Injury can occur to non-treated trees when one or more trees sharing common roots are treated.

• **Kudzu**

For best results, apply in mid to late summer when vines are mature and actively growing.



• **Wild Blackberry**

Spray anytime plants are actively growing. Dead canes should be cut down and removed. Reapplication is often required to kill deep roots.

• **Poison Ivy and Poison Oak**

Contact with these plants anytime of the year can cause an allergic reaction. Spray anytime plants are actively growing, but at least 4 weeks before the first killing frost in the fall. Reapply, if new growth appears. Handle dead plants with rubber gloves. Dispose of plants and rubber gloves in tightly sealed garbage bags.

• **Lawn Replacement**

For lawn replacement use [insert brand name] (this product) to kill lawn and weeds (before planting new lawn) (prior to laying a patio, sidewalk, or driveway).

- Skip one mowing before spraying.
- Use 6 fl oz (12 Tbs) per gallon of water for each 300 sq. ft. Apply evenly over treatment area.
- If soil is dry, water before application and 2 to 3 days after application.
- If green patches remain after 7 days, reapply.
- Wait at least 3 days after last application to rake, till or replant with seed or sod.

[Alternate text]

- Wait at least 3 days for weeds and lawn to die. Repeat if necessary.
- Rake or till to prepare area for planting seed or sod.

• **For Flowerbed or Garden Plot Preparation**

Use [insert brand name] (this product) to kill weeds, (and) grasses (and brush) before planting flowers, fruits, vegetables, trees or shrubs.

- If soil is dry, water before application and 2 to 3 days after application.
- Use 5.5 fl oz (11 Tbs) per gallon of water for every 300 sq ft. Apply evenly over treatment area.
- Wait 1 to 3 days after last application before planting garden. (See **When To Replant** section for details.)

[Optional Section]

Refill Instructions:

Do not refill or reuse this container. This product can be diluted with water to refill an empty [insert commercial name of EPA Reg. No. 71995-56 LG737 Ready-to-Use Herbicide] container. Follow instructions on the specific [insert commercial name of LG737 Ready-to-Use Herbicide] container label.

[Optional Section]

KILLS ALL TYPES OF WEEDS & GRASSES [optional illustration]

Weeds (including): Artichoke thistle, beggarweed, black medic, blue mustard, blue toadflax, brassbuttons, broadleaf plantain, burclover, buttercup, Canada thistle, cattail, chickweed, cocklebur, common groundsel, common mullein, common plantain, common ragweed, creeping beggarweed, creeping-charlie, curly dock, dandelion, dog fennel, evening primrose, false

dandelion, fiddleneck, field bindweed (wild morningglory), field pennycress, filaree, Florida pusley, garden spurge, henbit, horsenettle, horseradish, horseweed/ marestalk, iceplant, knapweed, knotweed, lambsquarters, lantana, little bittercress, London rocket, mallow, mayweed, milkweed, mouseear chickweed, narrowleaf (buckhorn) plantain, nightshade (silverleaf), oldenlandia, oxalis, Pennsylvania smartweed, pennywort, poison hemlock, prickly lettuce, primrose, prostrate spurge, puncturevine, ragweed, red clover, redroot pigweed, shepherdspurse, smooth catsear, smooth pigweed, sowthistle, spotted spurge, tansy ragwort, tansymustard, teaweed, trumpetcreeper, tumble mustard, Virginia creeper, white clover, whitetop, wild barley, wild mustard, wild oats, wild sweet potato, yellow starthistle, and other broadleaf weeds

Grasses (including): Annual bluegrass, annual ryegrass, bahiagrass, barnyardgrass, bentgrass, Bermudagrass, bromegrass, Cogongrass, crabgrass, creeping bentgrass, dallisgrass, fall panicum, fescue, field sandbur, foxtail, goosegrass, guineagrass, Johnsongrass, Kentucky bluegrass, kikuyugrass, lovegrass, maidencane, nimblewill, nutsedge, orchardgrass, pampas grass, perennial ryegrass, purple nutsedge, quackgrass, sandspur, smooth bromegrass, sprangletop, St. Augustinegrass, tall fescue, Texas panicum, Timothy, torpedograss, vaseygrass, witchgrass, yellow nutgrass, zoysia and other grassy weeds

Brush (Tough Weeds), Unwanted Trees, Shrubs & Vines (including): Alder, ash, (quacking) aspen, blackberry, bluegum eucalyptus, broom (French, Scotch), buckwheat, ceanothus, chamise, cherry, coyote brush, dewberry, elderberry, elm, eucalyptus, giant reed, hawthorn, hazel, honeysuckle, kudzu, locust, madrone, maple, oak, persimmon, poison oak, poison ivy, poplar, raspberry, sage, sagebrush, salmonberry, saltcedar, sassafras, sumac, sweetgum, tan oak, thimbleberry, tree tobacco, wild rose (multiflora) willow and other tough weeds

STORAGE AND DISPOSAL
Do not contaminate water, food, or feed by storage and disposal.

PESTICIDE STORAGE: Store product in original container in a safe place away from direct sunlight. Keep from freezing.

PESTICIDE DISPOSAL: Nonrefillable container. Do not reuse or refill this container. **If Empty:** Rinse thoroughly and place in trash or offer for recycling if available. **If Partly Filled:** Call your local solid waste agency or (insert contact telephone #) for disposal instructions. Never place unused product down any indoor or outdoor drain.


PRECAUTIONARY STATEMENTS

HAZARDS TO HUMANS & DOMESTIC ANIMALS

Keep Out of Reach of Children

CAUTION:

Harmful if swallowed. Harmful if inhaled. Causes moderate eye irritation. Avoid breathing vapor or spray mix. Avoid contact with eyes or clothing. Wash thoroughly with soap and water after



11/20

handling and before eating, drinking, chewing gum, using tobacco or using the toilet. Remove and wash contaminated clothing before reuse.

[Re-entry icon] Entry Restrictions:

Do not allow people or pets to enter the treated area until spray has dried.

[Alternate Text]

People and pets may enter treated areas after spray has dried.

FIRST AID	
IF SWALLOWED	<ul style="list-style-type: none"> • Call a poison control center, (insert contact telephone #,) or doctor for treatment advice. • Have person sip a glass of water if able to swallow. • Do not induce vomiting unless told to by a poison control center or doctor. • Do not attempt to give anything to an unconscious person.
IF INHALED	<ul style="list-style-type: none"> • Move person to fresh air. • If person is not breathing, call 911 or an ambulance, then give artificial respiration, preferably mouth-to-mouth if possible. • Call a poison control center or doctor for further treatment advice.
IF IN EYES	<ul style="list-style-type: none"> • Hold eye open and rinse slowly and gently with water for 15-20 minutes. Remove contact lenses, if present, after first 5 minutes, then continue rinsing eyes. • Call a poison control center (insert contact telephone #) or doctor for treatment advice.
Emergency Medical Information	
<ul style="list-style-type: none"> • Have the product container or label with you when calling a poison control center or doctor, or going for treatment. • You may contact (insert contact telephone #) for emergency medical treatment information. • This product is identified as [Insert brand name], EPA Reg. No. 71995-57 	

ENVIRONMENTAL HAZARDS:

To protect the environment, do not allow pesticide to enter or run off into storm drains, drainage ditches, gutters or surface waters. Applying this product in calm weather and when rain is not predicted for the next 24 hours will help to ensure that wind or rain does not blow or wash pesticide off the treatment area. Rinsing application equipment over the treated area will help avoid run off to water bodies or drainage systems.

This product is toxic to aquatic invertebrates. Do not apply directly to water. Do not contaminate water when cleaning equipment or disposing of wash waters.

PHYSICAL OR CHEMICAL HAZARDS: Spray solutions of this product may be mixed, stored and applied using only stainless steel, fiberglass, plastic or plastic-lined steel containers. **DO NOT MIX, STORE OR APPLY THIS PRODUCT OR SPRAY SOLUTIONS OF THIS PRODUCT IN GALVANIZED STEEL OR UNLINED STEEL (EXCEPT STAINLESS STEEL) CONTAINERS OR SPRAY TANKS.**

NOTICE: To the extent consistent with applicable law, buyer assumes all responsibility for


12/20

safety and use not in accordance with directions.

This product is protected by U.S. Patents No. [Insert relevant patent numbers]. Other patents pending. No license granted under any non-U.S. patent(s).

This is an end-use product. Monsanto does not intend and has not registered it for reformulation or repackaging.

[Insert label language in Spanish as applicable]



[Base Label]

[Insert generic logo and brand name in English & Spanish]

Resealable Label for Directions & Precautions / Etiqueta re-cerrable para instrucciones y avisos de precaución.

PRECAUTIONARY STATEMENTS

HAZARDS TO HUMANS & DOMESTIC ANIMALS

Keep Out of Reach of Children

CAUTION

Harmful if swallowed. Harmful if inhaled. Causes moderate eye irritation. Avoid breathing vapor or spray mix. Avoid contact with eyes or clothing. Wash thoroughly with soap and water after handling and before eating, drinking, chewing gum, using tobacco or using the toilet. Remove and wash contaminated clothing before reuse.

[Re-entry icon] Do not allow people or pets to enter the treated area until spray has dried.

[Alternate Text]

People and pets may enter treated areas after spray has dried.

FIRST AID	
IF SWALLOWED	<ul style="list-style-type: none"> • Call a poison control center, (insert contact telephone #,) or doctor for treatment advice. • Have person sip a glass of water if able to swallow. • Do not induce vomiting unless told to by a poison control center or doctor. • Do not attempt to give anything to an unconscious person.
IF INHALED	<ul style="list-style-type: none"> • Move person to fresh air. • If person is not breathing, call 911 or an ambulance, then give artificial respiration, preferably mouth-to-mouth if possible. • Call a poison control center or doctor for further treatment advice.
IF IN EYES	<ul style="list-style-type: none"> • Hold eye open and rinse slowly and gently with water for 15-20 minutes. Remove contact lenses, if present, after first 5 minutes, then continue rinsing eyes. • Call a poison control center (insert contact telephone #) or doctor for treatment advice.
Emergency Medical Information	
<ul style="list-style-type: none"> • Have the product container or label with you when calling a poison control center or doctor, or going for treatment. • You may contact (insert contact telephone #) for emergency medical treatment information. • This product is identified as [Insert brand name], EPA Reg. No. 71995-57 	

STORAGE AND DISPOSAL

Do not contaminate water, food, or feed by storage and disposal.

14/20

PESTICIDE STORAGE: Store product in original container in a safe place away from direct sunlight. Keep from freezing.

PESTICIDE DISPOSAL: Nonrefillable container. Do not reuse or refill this container. **If Empty:** Rinse thoroughly and place in trash or offer for recycling if available. **If Partly Filled:** Call your local solid waste agency or (insert contact telephone #) for disposal instructions. Never place unused product down any indoor or outdoor drain.

ENVIRONMENTAL HAZARDS:

To protect the environment, do not allow pesticide to enter or run off into storm drains, drainage ditches, gutters or surface waters. Applying this product in calm weather when rain is not predicted for the next 24 hours will help to ensure that wind or rain does not blow or wash pesticide off the treatment area. Rinsing application equipment over the treated area will help avoid run off to water bodies or drainage systems.

This product is toxic to aquatic invertebrates. Do not apply directly to water. Do not contaminate water when cleaning equipment or disposing of wash waters.

PHYSICAL OR CHEMICAL HAZARDS: Spray solutions of this product may be mixed, stored and applied using only stainless steel, fiberglass, plastic or plastic-lined steel containers. **DO NOT MIX, STORE OR APPLY THIS PRODUCT OR SPRAY SOLUTIONS OF THIS PRODUCT IN GALVANIZED STEEL OR UNLINED STEEL (EXCEPT STAINLESS STEEL) CONTAINERS OR SPRAY TANKS.**

©[insert year] MONSANTO COMPANY
Produced for
Monsanto Company
Lawn & Garden Products
P.O. Box 418
Marysville, OH 43041

EPA Reg. No. 71995-57
EPA Est. 239-IA-3(I), 239-MS-001(M) [Insert additional establishments as contracted]
(I) or (M) is the first letter of lot number [Lot number printed on container]
Made in USA

This product is protected by U.S. Patent No(s). [Insert relevant patent numbers]. (Other patents pending.) No license granted under any non-U.S. patent(s).

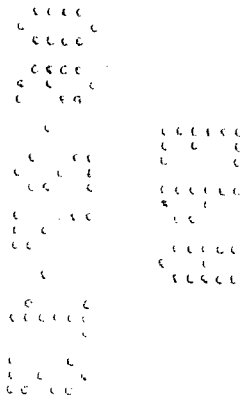
PPN (insert code) (LB insert code)

Guaranteed Satisfaction.*

*CONSUMER GUARANTEE

If for any reason you are not satisfied after using this product, simply send us original proof of

purchase and we will replace the product or refund the purchase price.



16/20

[Optional Promotional Text]

ROUNDUP FAMILY OF PRODUCTS

Visit the Roundup website to learn more about the Roundup brand family of products for the best solution to your toughest weed problems.

[Insert graphic – Roundup product family photo]

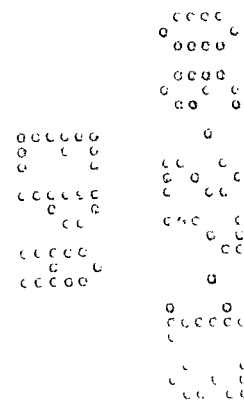
[Optional Promotional Text]

Roundup® Lawn & Garden products have the best solutions to your toughest weed problems. Visit the Roundup website, www.roundup.com, to learn more about the Roundup brand family of products for the best solution to your toughest weed problems.

- Roundup Extended Control Weed & Grass Killer products – kill & prevent for up to 4(6) months
- Roundup Weed & Grass Killer Ready-To-Use Plus – no mixing, no mess
(alternate: Roundup Ready-To-Use Weed & Grass Killer III – no mixing, no mess)
- Roundup Poison Ivy Plus Tough Brush Killer products – kill tough, hard-to-control weeds
- Roundup Wild Blackberry Plus Vine & Brush Killer products – kill tough brush & vines
- Roundup Weed & Grass Killer Concentrate Plus – fast visible results
- Roundup Weed & Grass Killer Super Concentrate – best Roundup brand concentrate value
- Roundup Weed & Grass Killer Sure Shot Foam – target weeds in tight places
- [Insert brand names as new products are introduced] – [Insert brief marketing claim from approved Appendix]



Questions, Comments or Information
1-800-246-7219 www.roundup.com
¿Preguntas, Comentarios o Información?



APPENDIX 1 – Consolidated List of Label Claims

• 2 Concentrate Bottles Included


- Absorbed into both broadleaf and grassy weeds
- Absorbs on contact, starts working immediately
- Also use for large jobs such as lawn renovation and vegetable and flower garden preparation
- Before [*weed graphics*] / After [*weed graphics*]
- Begins absorbing on contact
- Can be used for habitat restoration, controlling exotic vegetation, and for site preparation of wildlife food plots
- Can reseed or sod lawns 7 days after treatment
- Concentrated for extra value
- Concentrated formula
- *CONSUMER GUARANTEE: If for any reason you are not satisfied after using this product, simply send us original proof of purchase and we will replace the product or refund the purchase price.
- Dead Weeds Guaranteed* (or Your Money Back) [qualify guarantee]
- Deactivates in soil
- Did You Know?
- ~~• Dilute with water to refill (*insert brand name, LG737 Ready-to-Use Herbicide*)~~
- Does not have soil activity
- Economical
- Economical concentrate formula
- Easy to apply with an Ortho Dial 'n Spray®, hose-end, tank or (hand held) trigger sprayer
- Even if it rains – [this product or *insert brand name*] won't lose its effectiveness
- FastAct® Technology
- Fast-acting formula absorbs to the root quickly
- Fast-acting for visible results in (#) hours
- For control that doesn't (won't) wash away
- For general weed control - kills weeds and grasses in 1 to 2 weeks - roots and all
- Gardens can be planted 3 days after treatment
- Glyphosate targets an enzyme found in plants but not in people or pets
- Guaranteed* effective results even if it rains within hours
- Guaranteed* effective: Kills all types of weeds and grasses, roots and all, with just one application
- Guaranteed* (we guarantee it)
- Guaranteed Satisfaction*
- Ideal for killing unwanted weeds and grasses around your yard. Use along fences; in cracks of walks, drives and patios; and around flower beds, trees and shrubs
- Indicaciones en español despues de las de ingles
- Keeps driveways, walkways, landscaping beds, and flower gardens weed-free
- Kills annual and perennial weeds, grasses and other unwanted plants
- Kills existing weeds only, no residual activity in soil
- Kills (to) the root(s)! (Guaranteed!)*
- Kills the roots of (both) broadleaf and grassy weeds
- Kills the roots so treated weeds don't come back
- Kills the weed you see and the root you don't

- Kills the weed you see and the root others leave behind
- Kills unwanted weeds and grasses, roots and all
- Kills weeds and grasses in – Patios – Driveways – Sidewalks – Ornamental Gardens and other non-lawn areas
- Kills weeds in flowerbeds, around trees, shrubs and fences, and on patios, paths, sidewalks, sidewalk cracks, walkways, driveways, and other areas around your yard
- Kills weeds, roots and all
- Lawns can be reseeded or sodded 3 days after treatment
- Make only what you need
- Mix in a tank sprayer
- Multipurpose grass and broadleaf weed control
- NEW! [describe improvement or change]
- No odor
- No root. No weed. No problem.®
- NOW! [describe improvement or change]
- Once it enters the plant, it won't wash off
- One application kills all types of weeds and grasses, roots and all
- Proven (trusted) performance: Only Roundup brand products work the first time, every time – and have for over 30 years
- Provides maximum control: Kills weeds to the root so they don't come back
- Quick-action formula lets you see results fast
- Ornamental gardens can be reseeded or planted 1 day after treatment
- Plant (lawn grasses, herbs, vegetables (all), and fruits) 3 days after application
- RainFast in (10)(30)(#) minutes - enters the plant on contact
- RAINPROOF in (10)(30)(#) minutes (for control that won't wash away)
- READ THE LABEL FIRST! [insert logo]
- Roundup brand products [or insert brand name] can be used to control unwanted weeds and grasses where they grow, including patios, walkways, and driveways; along fences; in landscaping beds; or around flowers, shrubs and trees
- Satisfaction guaranteed* or we will gladly refund purchase price
- Satisfaction guaranteed* or your money back with proof of purchase
- Speeds absorption to the root for complete kill
- Spray weeds (Use around trees, shrubs and around fences, and on patios, paths, sidewalks, sidewalk cracks, walkways, driveways, and other areas in your yard
- Starts to kill in [insert number between 1 and 24] hours
- Starts working immediately (in hours)
- (Trusted Results for) Guaranteed Satisfaction.* (Open booklet for details*) [qualify guarantee]
- (Use) For Brush Control
- (Use) For General Weed Control: Use along fences, paths, patios, sidewalks and driveways, around trees, shrubs, ornamental plantings, and buildings, and in brick and gravel walkways.
- Use for large jobs like garden plot preparation and lawn replacement (renovation)
- (Use) For Lawn Renovation
- Use to trim and edge landscape areas.
- (Use) For Spot Spraying: Use in and around flowerbeds, ornamental trees, shrubs, fences, driveways and walkways
- (Use) For Stumps
- Use to refill [Insert Brand Name of LG737 Ready to Use Herbicide] containers.

- Use to prepare sites: for large plantings, for planting flowerbeds, fruit trees, ornamentals, vegetables and gardens, and for renovating lawns
- Visible effects are brown spots and gradual wilting and yellowing advancing to complete browning and root destruction.
- (Provides) Visible (see) results in [insert value]
- Water based formula
- Won't wash off (away)
- Works first time, every time
- Works in [insert value] hours
- Works overnight
- Works only when absorbed by the foliage of weeds

[Promotional options]

- Save up to \$[x] on (your) next purchase
- [X]% Free (More)
- Great Value
- Bonus size
- Refill(s)
- Refill System
- Easy Mix Refill System
- (Part of) (Easy Mix) Refill (System)
- (Concentrate) Refill(s)
- Free weed guide inside
- Free [insert item] with this purchase of [Insert brand name]
- FREE SAMPLE
- FREE REFILL
- SAMPLE NOT FOR SALE
- (Pump 'N Go Sprayer) (Sprayer) Refill
- Refill Size
- FREE (insert brand name) (insert amount) VALUE
- [X]% More Value size
- [Insert number] PRE-MEASURED BOTTLES Each bottle makes up to [insert number] gallons



APPENDIX 2 – Packaging Related Claims

[Net contents] Makes up to 'X' gallons
Makes between 'X' – 'Y' gallons
Mix with water to make 'X' gallons of spray solution
Treats (covers) up to 'Z' sq ft
Mix with water to cover up to 'Z' sq ft
[up to coverage or spray solution based on 2.5 oz/gal small weed rate]

[calculation]
 $[X = \text{net contents} \div 2.5]$
 $[Y = \text{net contents} \div 5.5]$
 $[Z = X * 600]$

[Promotioanl Options]

- Save up to \$[x] on (your) next purchase
- [X]% Free (More)
- Great Value
- Bonus size
- Free weed guide inside
- Free [insert item] with this purchase of [Insert brand name]
- FREE SAMPLE
- FREE REFILL
- SAMPLE NOT FOR SALE
- (Pump 'N Go Sprayer) (Sprayer) Refill
- Refill Size
- FREE (insert brand name) (insert amount) VALUE
- [X]% More Value size
- [Insert number] PRE-MEASURED BOTTLES Each bottle makes up to [insert number] gallons
- Value Pack
- [X]% More in each bottle
- Now with [X] oz measuring cup
- BONUS SIZE []% MORE! Larger size, covers up to [] sq ft
- []% More VALUE SIZE
- With (the convenient) measuring cup, mixing [Insert brand name] has never been easier
- No drip spout
- Drain back no-mess cap

