
 <p>U.S. ENVIRONMENTAL PROTECTION AGENCY Office of Pesticide Programs Registration Division (7505P) Ariel Rios Building 1200 Pennsylvania Ave., NW Washington, D.C. 20460</p> <p>NOTICE OF PESTICIDE: <input checked="" type="checkbox"/> Registration <input type="checkbox"/> Reregistration</p> <p>(under FIFRA, as amended)</p>	EPA Registration Number: 71995-53	Date of Issuance: MAY - 8 2012
	Term of Issuance: Unconditional	
	Name of Pesticide Product: RD1734 Herbicide	
Name and Address of Registrant (include ZIP Code): Monsanto Company Lawn & Garden Products 1300 I Street, NW, Suite 450 East Washington, DC 20005		
<p>Note: Changes in labeling differing in substance from that accepted in connection with this registration must be submitted to and accepted by the Registration Division prior to use of the label in commerce. In any correspondence on this product always refer to the above EPA registration number.</p> <p>On the basis of information furnished by the registrant, the above named pesticide is hereby registered/reregistered under the Federal Insecticide, Fungicide and Rodenticide Act. Registration is in no way to be construed as an endorsement or recommendation of this product by the Agency. In order to protect health and the environment, the Administrator, on his motion, may at any time suspend or cancel the registration of a pesticide in accordance with the Act. The acceptance of any name in connection with the registration of a product under this Act is not to be construed as giving the registrant a right to exclusive use of the name or to its use if it has been covered by others.</p> <p>This product is registered in accordance with FIFRA provided that you:</p> <ol style="list-style-type: none"> 1. Submit and/or cite all data required for registration review/reregistration of your product when the Agency requires all registrants of similar products to submit data. 2. Submit one-year Storage Stability (Guideline 830.6317) and Corrosion Characteristics (Guideline 830.6320) studies within eighteen (18) months from the date of this notice. <p>The Basic Confidential Statement of Formula (CSF) dated September 26, 2011 is acceptable.</p> <p>A stamped copy of the label is enclosed for your records. Submit one (1) copy of the revised final printed label before you release the product for shipment. If these conditions are not complied with, the registration will be subject to cancellation in accordance with FIFRA §6(e). Your release for shipment of the product constitutes acceptance of these conditions.</p> <p>If you have any questions regarding this Notice, please contact Mindy Ondish at (703)605-0723 or at ondish.mindy@epa.gov.</p>		
Signature of Approving Official: Kable Bo Davis Product Manager 25 Herbicide Branch Registration Division (7505P)	 Date: MAY - 8 2012	

071995.00053.20110926.NewK-saltSuper.pdf

[Editorial Notes: Bracketed red text [] is for internal use or serves as a 'place holder' for graphics. Parenthetical text () denotes optional wording.]

[Refer to APPENDIX 1 for consolidated list of label claims.]

[Refer to APPENDIX 2 for packaging related claims/instructions]

[FRONT LABEL]

BRAND NAME(S)	RD 1734 Herbicide (primary)
---------------	-----------------------------

[Insert Claim(s) from Appendix 1]

Active Ingredient:

Glyphosate in the form of its potassium salt	42.1 %
Other Ingredients	57.9 %
	100.0%

Equivalent to 34.4% glyphosate acid equivalent or 3.7 pounds per US gallon of glyphosate acid.

Keep Out of Reach of Children

CAUTION

See back panel label booklet for complete precautions and directions for use.

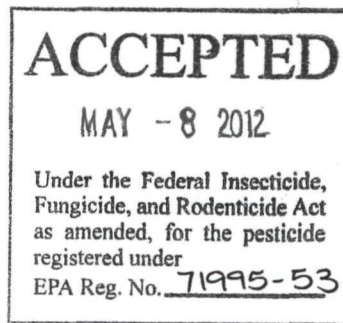
Mantener Fuera del Alcance de los Niños

PRECAUCIÓN

Vea declaraciones adicionales de precaución en el reverso del panel

NET CONTENTS xx (pt qt gal) (fl oz)
(optional add metric conversion (xx mL or L))

2DCODE
PRINT CODE
SPEC #



071995.00053.20110926.NewK-saltSuper.pdf

BACK LABEL BOOKLET COVER

(ALTERNATIVE WORDING FOR OPENING BOOKLET AFFIXED TO BOTTLE)

OPEN/ABRA

Open for detailed instructions

Resealable Label for Directions & Precautions

OPEN booklet for Assembly & Use Instructions

Press to Reseal

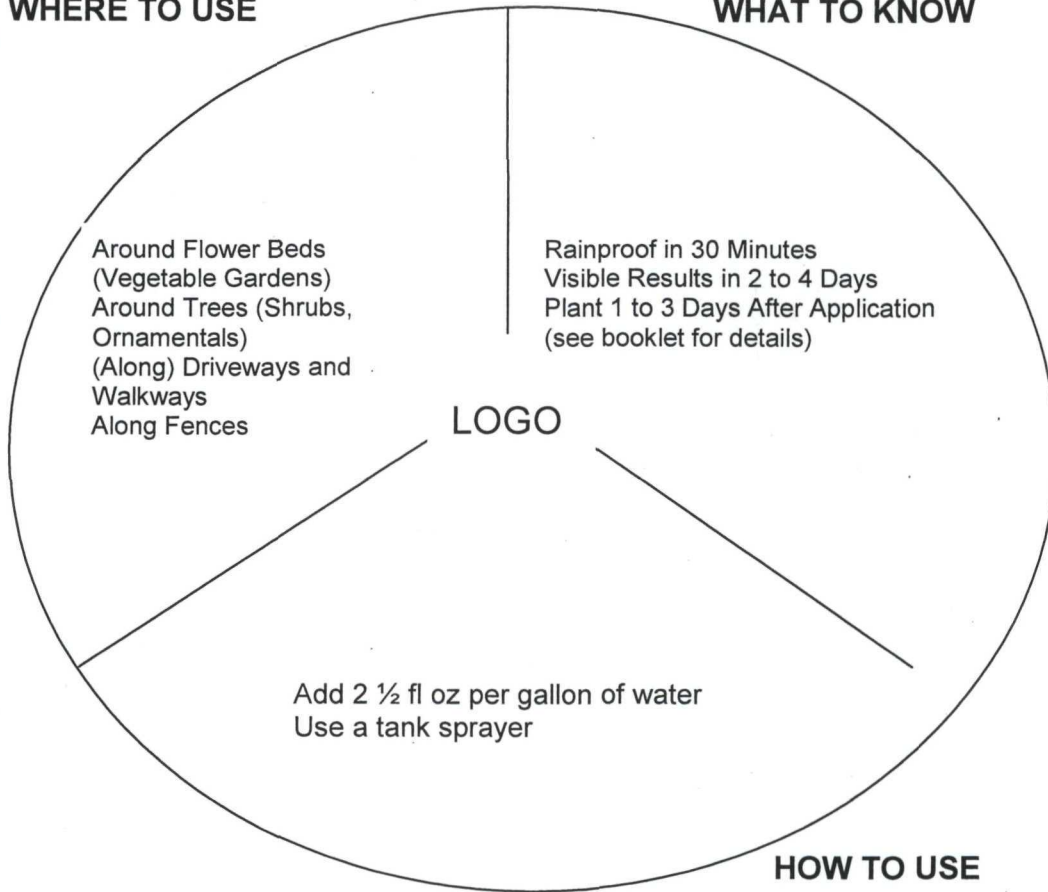
DID YOU KNOW?

(Select from Appendix 1)

[insert circle graphic w/ generic logo in center]

WHERE TO USE

WHAT TO KNOW



071995.00053.20110926.NewK-saltSuper.pdf

[For sizes where an anti-theft device has been added]

This bottle contains an anti-theft device, either inside or on the back of the bottle. It does not affect product performance.

Produced for Monsanto Company

Lawn & Garden Products

P.O. Box 418, Marysville, OH 43041

EPA Reg. No. 71995-53

EPA Est. 239-IA-3(I), 239-MS-001(M) *[additional EPA Establishments as contracted]*

(I) or (M) designates the first letter of lot number printed on container

Made in USA

PPN

LB #

UPC/2D CODE

071995.00053.20110926.NewK-saltSuper.pdf

BACK LABEL INSIDE BOOKLET

DIRECTIONS FOR USE

It is a violation of Federal law to use this product in a manner inconsistent with its labeling.

HOW IT WORKS

Glyphosate is absorbed by the weed's leaves. It moves through the weed to the root, stopping the function of an essential enzyme found in plants (but not in humans or animals). Weeds die, roots and all. Kills only what you spray. Any product not absorbed by the treated plant breaks down without moving in or on the soil to untreated plants. Weeds usually yellow and wilt within 2 to 4 days with complete kill in 1 to 2 weeks.

WHERE TO USE

- On patios, walkways (sidewalks), driveways, gravel or mulch beds
- Around fruits, vegetables, flowers, shrubs or trees
- Along fences and buildings
- In large areas
 - For lawn replacement
 - For garden plot preparation
- Other areas in (of) your yard (where tough weeds are invading)

MIXING INSTRUCTIONS

[Optional tank sprayer illustration]

Use of a Roundup Brand Tank (Pump-Up) Sprayer is recommended. A plastic, fiberglass, plastic-lined steel or stainless steel sprayer may also be used.

- (For tough established weeds) For best results, add 2½ fl oz (5 Tbs) to 1 gallon of water
- *[OPTIONAL TEXT]* For easy to kill weeds such as seedlings, add 1½ fl oz (3 Tbs) to 1 gallon of water
- Spot treat or spray evenly over 300 sq ft.

[Optional DNS illustration]

Hose-End Sprayer

(For large areas consider using the Ortho Dial 'n Spray®)

- Set dial to 2½ oz.
- To sprayer jar add 2½ fl oz (5 Tbs) for each 300 sq ft. DO NOT add water.
- Spray evenly over measured area.
- After spraying, unused product can be poured back into its original container.

1 Tablespoon (Tbs) = 3 teaspoons (tsp) 1 fl oz = 2 Tbs

Do not mix, store or apply with a galvanized or unlined steel (except stainless steel) sprayer, or through any irrigation system.

HOW TO CLEAN SPRAYER

To clean sprayer after use, rinse sprayer and all sprayer parts with water 3 times. Spray rinse water on bare soil or gravel. After cleaning, sprayer may be used for other products.

071995.00053.20110926.NewK-saltSuper.pdf

HOW TO APPLY *[optional illustration]*

- Spray the weeds or grasses you want to kill until thoroughly wet.
- When spot treating weeds around desirable plants, shield plants from drift with a sheet (piece) of cardboard or plastic. If desirable plants are accidentally sprayed, rinse off immediately with water.

IMPORTANT

Do not spray desirable plants or grasses, they will die. Do not use for spot weed control in lawns since glyphosate kills lawn grasses.

WHEN TO APPLY *[optional illustration]*

- Apply when weeds are actively growing.
- Apply during warm, sunny weather (above 60 (50) ° F) to accelerate systemic movement from foliage to roots. (However, effective results can be obtained when applications are made under cool and cloudy conditions as low as 50° F.)
- Apply when air is calm to prevent drift to desirable plants.
- RAINPROOF (Protection) : Rain or watering (less than 1 hour) 30 minutes after application will NOT wash away effectiveness.
- *[OPTIONAL TEXT]* Apply when weeds are small and before seeds form. Established (Hard to kill) weeds may require a repeat application.

[Re-entry icon] People and pets may enter treated area after spray has dried.

WHEN TO REPLANT *[OPTIONAL SECTION]*

- All ornamental flowers, trees and shrubs may be planted **1 day after** application.
- Lawn grasses, herbs, vegetables (all), and fruits may be planted **3 days after** application.

ADDITIONAL TIPS *[OPTIONAL SECTIONS]*

To Kill Vines

- If vines are growing up poles, fences, or tree trunks with mature bark, cut vines to a height of 3 to 4 feet and spray vines thoroughly.
- If vines are climbing shrubs or tree trunks with green bark, cut vines at base and treat as directed for stumps or spray regrowth. If spraying regrowth, shield shrubs and tree trunks from spray drift with a sheet (piece) of cardboard or plastic.

To Kill Bamboo

- Cut canes close to the ground.
- Make cut just below a stem joint to create a hollow stem reservoir.
- Pour 1 Tbs of undiluted product into the hollow stem reservoir.
- Browning of the canes will occur in 7-14 days.
- Spray foliage if regrowth occurs.

To Kill Stumps

- Cut living stump close to ground.

071995.00053.20110926.NewK-saltSuper.pdf

- Drive or drill 4 to 5 holes into freshly cut stump.
- Immediately pour undiluted product into holes.

IMPORTANT: Some trees may share the same root system. Adjacent trees having a similar age, height and spacing may signal a shared roots system. Injury may occur to non-treated trees when one or more trees sharing common roots are treated.

For Lawn Replacement

Use this product [*Insert brand name*] to kill a (an old) lawn and (its) weeds before planting a new lawn.

- Skip one mowing before spraying.
- Use 2½ fl oz (5 Tbs) per gallon of water for each 300 sq ft.
- If soil is dry, water before application and 2 to 3 days after application.
- If green patches remain after 7 days, reapply.
- Wait (at least) 3 days after last application to rake, till or replant with seed or sod.

Kudzu

For best results, apply in mid to late summer when vines are mature and actively growing.

Wild Blackberry

Spray anytime plants are actively growing. Dead canes should be cut down and removed. Reapplication is often required to kill deep roots.

Poison Ivy & Poison Oak

Contact with these plants anytime of the year can cause an allergic reaction. Spray anytime plants are actively growing, but at least 4 weeks before the first killing frost in the fall. Reapply, if new growth appears. Handle dead plants with rubber gloves. Dispose of plants and rubber gloves in tightly sealed garbage bags.

For Flowerbed & Garden (Plot) Preparation

Use this product [*Insert brand name*] to kill weeds, grasses and brush before planting flowers, fruits, vegetables or herbs.

- If soil is dry, water before application and 2 to 3 days after application.
- Use 2½ fl oz (5 Tbs) per gallon of water for each 300 sq ft. Apply evenly over treatment area.
- Wait 1-3 days before planting garden (flowers, trees and shrubs) See **When To Replant** section for details.

WHEN TO HARVEST [*optional illustration*]

If used to control weeds around fruits or nuts, allow the following number of days before harvesting:

- Citrus (citron, grapefruit, lemon, lime, mandarin, orange, tangelo and tangerine) – **1 day.**
- Nuts (almond, beechnut, cashew, chestnut, hazelnut, pecan, pistachio and walnut) – **3 days.**

071995.00053.20110926.NewK-saltSuper.pdf

- Apple, avocado, banana (plantains), berries (except cranberries), dates, figs, grapes, kiwi fruit, loquat, passion fruit, pear, persimmon, pomegranate and quince – **14 days**.
- Apricot, cherries, nectarine, olives, peach, plum and prunes– **17 days**.
- [OPTIONAL TEXT] If used to control weeds around fruit or nut trees, caneberries, or grapevines, allow 17 days before harvesting.

[OPTIONAL SECTION]

KILLS ALL TYPES OF WEEDS & GRASSES [optional illustration]

Weeds (including): Artichoke thistle, beggarweed, black medic, blue mustard, blue toadflax, brassbuttons, broadleaf plantain, burclover, buttercup, Canada thistle, cattail, chickweed, cocklebur, common groundsel, common mullein, common plantain, common ragweed, creeping beggarweed, creeping-charlie, curly dock, dandelion, dog fennel, evening primrose, false dandelion, fiddleneck, field bindweed (wild morningglory), field pennycress, filaree, Florida pusley, garden spurge, henbit, horsenettle, horseradish, horseweed/marestail, iceplant, knapweed, knotweed, lambsquarters, lantana, little bittercress, London rocket, mallow, mayweed, milkweed, mouseear chickweed, narrowleaf (buckhorn) plantain, nightshade (silverleaf), oldenlandia, oxalis, Pennsylvania smartweed, pennywort, poison hemlock, prickly lettuce, primrose, prostrate spurge, puncturevine, ragweed, red clover, redroot pigweed, shepherdspurse, smooth catsear, smooth pigweed, sowthistle, spotted spurge, tansy ragwort, tansymustard, teaweed, trumpetcreeper, tumble mustard, Virginia creeper, white clover, whitetop, wild barley, wild mustard, wild oats, wild sweet potato, yellow starthistle, and other broadleaf weeds

Grasses (including): Annual bluegrass, annual ryegrass, bahiagrass, barnyardgrass, bentgrass, Bermudagrass, bromegrass, Cogongrass, crabgrass, creeping bentgrass, dallisgrass, fall panicum, fescue, field sandbur, foxtail, goosegrass, guineagrass, Johnsongrass, Kentucky bluegrass, kikuyugrass, lovegrass, maidencane, nimblewill, nutsedge, orchardgrass, pampas grass, perennial ryegrass, purple nutsedge, quackgrass, sandspur, smooth bromegrass, sprangletop, St. Augustinegrass, tall fescue, Texas panicum, Timothy, torpedograss, vaseygrass, witchgrass, yellow nutgrass, zoysia and other grassy weeds

Brush (Tough Weeds) Unwanted Tress, Shrubs & Vines (including):

Alder, ash, (quacking) aspen, bamboo, blackberry, bluegum eucalyptus, broom (French, Scotch), buckwheat, ceanothus, chamise, cherry, coyote brush, dewberry, elderberry, elm, eucalyptus, giant reed, hawthorn, hazel, honeysuckle, kudzu, locust, madrone, maple, oak, persimmon, poison oak, poison ivy, poplar, raspberry, sage, sagebrush, salmonberry, saltcedar, sassafras, sumac, sweetgum, tan oak, thimbleberry, tree tobacco, wild rose (multiflora) willow and other tough weeds

STORAGE AND DISPOSAL [OPTIONAL TRASH CAN ILLUSTRATION]

PESTICIDE STORAGE: Store product in original container in a safe place away from direct sunlight. Keep from freezing

PESTICIDE DISPOSAL AND CONTAINER HANDLING: Nonrefillable container. Do not reuse or refill this container. **If Empty:** Place in trash or offer for recycling if available. **If Partly Filled:**

071995.00053.20110926.NewK-saltSuper.pdf

Call your local solid waste agency for disposal instructions. Never place unused product down any indoor or outdoor drain.

PRECAUTIONARY STATEMENTS

HAZARDS TO HUMANS & DOMESTIC ANIMALS

Keep Out of Reach of Children

CAUTION: Causes moderate eye irritation. Avoid contact with eyes, skin, or clothing. Wash thoroughly with soap and water after handling and before eating, drinking, chewing gum, using tobacco, or using the toilet.

FIRST AID	
IF IN EYES	<ul style="list-style-type: none"> • Hold eye open and rinse slowly and gently with water for 15-20 minutes. • Remove contact lenses, if present, after first 5 minutes, then continue rinsing eye. • Call a poison control center, (or insert 24/7 contact #), or doctor for treatment advice.
Emergency Medical Information	
<ul style="list-style-type: none"> • Have the product container or label with you when calling a poison control center or doctor, or going for treatment. • You may contact (insert contact 24/7 #) for emergency medical treatment information. • This product is identified as [Insert brand name], EPA Reg. No. 71995-53 	

ENVIRONMENTAL HAZARDS: To protect the environment, do not allow pesticide to enter or run off into storm drains, drainage ditches, gutters or surface waters. Applying this product in calm weather when rain is not predicted for the next 24 hours will help to ensure that wind or rain does not blow or wash pesticide off the treatment area. Rinsing application equipment over the treated area will help avoid run off to water bodies or drainage systems.

PHYSICAL OR CHEMICAL HAZARDS:

Do not use with or store near any oxidizing or reducing agents.

NOTICE: To the extent consistent with applicable law, buyer assumes all responsibility for safety and use not in accordance with directions.

This product is protected by U.S. Patents No. [Insert relevant patent numbers]. (Other patents pending.) No license granted under any non-U.S. patent(s).

This is an end-use product. Monsanto does not intend and has not registered it for reformulation or repackaging.

[Insert relevant trademark statements].

071995.00053.20110926.NewK-saltSuper.pdf

[BASE LABEL ADHERED TO BOTTLE]

STORAGE AND DISPOSAL [OPTIONAL TRASH CAN ILLUSTRATION]

PESTICIDE STORAGE: Store product in original container in a safe place away from direct sunlight. Keep from freezing

PESTICIDE DISPOSAL AND CONTAINER HANDLING: Nonrefillable container. Do not reuse or refill this container. **If Empty:** Place in trash or offer for recycling if available. **If Partly Filled:** Call your local solid waste agency for disposal instructions. Never place unused product down any indoor or outdoor drain.

PRECAUTIONARY STATEMENTS

HAZARDS TO HUMANS & DOMESTIC ANIMALS

Keep Out of Reach of Children

CAUTION: Causes moderate eye irritation. Avoid contact with eyes, skin or clothing. Wash thoroughly with soap and water after handling and before eating, drinking, chewing gum, using tobacco, or using the toilet.

FIRST AID	
IF IN EYES	<ul style="list-style-type: none"> • Hold eye open and rinse slowly and gently with water for 15-20 minutes. • Remove contact lenses, if present, after first 5 minutes, then continue rinsing eye. • Call a poison control center, (or insert 24/7 contact #), or doctor for treatment advice.
Emergency Medical Information	
<ul style="list-style-type: none"> • Have the product container or label with you when calling a poison control center or doctor, or going for treatment. • You may contact (insert contact 24/7 #) for emergency medical treatment information. • This product is identified as [Insert brand name], EPA Reg. No. 71995-53 	

See attached complete directions for use and additional precautions.

[OPTIONAL TEXT]

ROUNDUP FAMILY OF PRODUCTS

Roundup® Lawn & Garden products have the best solutions to your toughest weed problems.

Visit the Roundup website to learn more about the Roundup family of products for the best solution to your toughest weed problems.

071995.00053.20110926.NewK-saltSuper.pdf

[Insert graphic – Roundup product family photo]

Roundup Extended Control Weed & Grass Killer products – kill and prevent weeds up to 4 months

Roundup Ready-To-Use Weed & Grass Killer Plus – no mixing, no mess

Roundup Poison Ivy Plus Tough Brush Killer products – kill brush & hard-to-control weeds

Roundup Wild Blackberry Plus Vine & Brush Killer – kill tough brush

Roundup Weed & Grass Killer Concentrate Plus – fast visible results

Roundup Weed & Grass Killer Super Concentrate – best Roundup brand concentrate value

Roundup Weed & Grass Killer Sure Shot Foam – target weeds in tight places

[phone icon] **Questions, Comments or Information** [computer icon]
Call (insert contact #) or Visit www.roundup.com

©[] MONSANTO COMPANY

Manufactured (Produced) for Monsanto Company
Lawn & Garden Products
P.O. Box 418
Marysville, OH 43041

PPN
LB #

EPA Reg. No. 71995-53
EPA Est. 239-IA-3(I), 239-MS-001(M) [Insert additional as necessary]
(I) or (M) indicates is first letter of lot number

Made in USA

(lot or batch number is printed directly on the bottle or case)

071995.00053.20110926.NewK-saltSuper.pdf

APPENDIX 1 – Consolidated List of Label Claims

[Ordered alphabetically]

- Absorbed into both broadleaf and grassy weeds
- Absorbs on contact, starts working immediately
- Apply with a Roundup Multi-Purpose Sprayer or other tank sprayer, Ortho Dial 'n Spray® or other hose-end sprayer, or a (hand held) trigger sprayer
- Before [*weed graphics*] / After [*weed graphics*]
- Begins absorbing on contact
- Best Roundup brand concentrate Value
- Can be used around (small) fruits and vegetables
- Can be used for habitat restoration, controlling exotic vegetation, and for site preparation of wildlife food plots.
- Can reseed or sod lawns 3 days after treatment
- Concentrated for extra value
- * Consumer Guarantee: If for any reason you are not satisfied after using this product, simply send us original proof of purchase and we will replace the product or refund the purchase price.
- Covers up to 300 sq ft per gallon of spray solution (mixed spray solution)(mixed product)
- Dead Weeds Guaranteed * (or Your Money Back)
- Did You Know?
- Does not have soil activity.
- Economical (concentrate formula)
- Easy to apply with an Ortho Dial 'n Spray®, hose-end, tank or (hand held) trigger sprayer
- Effectiveness won't be washed away by rain or watering 30 minutes after treatment
- Even if it rains - won't lose its effectiveness
- Fast uptake
- For control that won't wash away
- For general weed control - kills weeds and grasses in 2 to 4 weeks - roots and all
- Glyphosate targets an enzyme found in plants but not in people or pets
- Glyphosate kills weeds and grasses in – Patios – Driveways – Sidewalks – Gardens and other non-lawn areas
- Guaranteed * (Satisfaction)
- Guaranteed * same effective results even if it rains within an hour (hours)
- Guaranteed Satisfaction. Open booklet for details.*
- Kills the weed you see and the root others leave behind
- Kills almost all (annual and perennial) weeds, grasses and other unwanted plants
- Kills existing (treated) weeds only, no residual activity in soil
- Kills more weeds in more places
- Kills over 100 weeds
- Kills the root so treated weeds don't come back
- Kills the roots of (both) broadleaf and grassy weeds
- Kills the weed you see and the root you don't
- Kills (to) the root(s)! (Guaranteed! *)

071995.00053.20110926.NewK-saltSuper.pdf

- Kills unwanted weeds and grasses, roots and all
- Kills weeds in flowerbeds, around trees, shrubs and fences, and on patios, paths, sidewalks, sidewalk cracks, walkways, driveways, and other areas in your yard.
- Kills weeds, roots and all
- Lawns and gardens can be reseeded or planted 3 days after treatment
- Mix only what you need
- Multipurpose grass and broadleaf weed control
- No odor
- No root. No weed. No problem.
- Once it enters the plant, it won't wash off
- Ornamental gardens can be reseeded or planted 1 day after treatment.
- RAINPROOF (RAINFAST) in 30 minutes (for control that won't wash away)
- (The) Roundup brand works first time and has for 30 years.
- Satisfaction guaranteed * or we will gladly refund purchase price
- Satisfaction guaranteed * or your money back with proof of purchase
- Spray weeds (Use) in flowerbeds, around trees, shrubs and around fences, and on patios, paths, sidewalks, sidewalk cracks, walkways, driveways, and other areas in your yard
- Starts working immediately
- The strongest Roundup brand product you can buy
- Tough formula
- Trusted Results for Guaranteed Satisfaction * (Open booklet for Details)
- Use around fruits and vegetables.
- Use for large jobs such as lawn renovation and vegetable and flower garden preparation
- (Use) For Bamboo Control
- (Use) For Brush Control
- (Use) For Weed Control: Use along fences, paths, patios, sidewalks and driveways, around trees, shrubs, ornamental plantings, flowerbeds, and buildings, and in brick and gravel walkways. Use to trim and edge landscape areas
- (Use) For Landscaping: Use to prepare areas for planting of ornamentals, trees, shrubs, desert landscapes, rock gardens, flowerbeds or similar plantings
- Use for large jobs like garden plot preparation and lawn replacement (renovation)
- (Use) For Lawn Renovation
- (Use) For Spot Spraying: Use in and around flowerbeds, ornamental, fruit and nut trees, grapevines, shrubs, fences, driveways and walkways
- (Use) For Stumps
- (Use) For Wildlife Areas: Use to prepare areas for planting wildlife food. Exotic or undesirable plants can be controlled to allow for planting or recovery of native plant species. Spot treatments can be made to selectively remove unwanted plants.
- Use to prepare sites for large plantings, for planting flowerbeds, fruit trees, ornamentals, vegetables and gardens, and for renovating lawns
- Visible effects are gradual wilting and yellowing advancing to complete browning and root destruction
- Visible results in 4 days
- Water based formula
- (Weeds) start dying in 1 day (24 hours)
- Won't wash away (off)

071995.00053.20110926.NewK-saltSuper.pdf

- Works first time, every time - guaranteed
- Works only when absorbed by the foliage of weeds

APPENDIX 2 – Packaging Related Claims

[Net contents] Makes up to 'X' gallons
 Makes between 'X' and 'Y' gallons
 Mix with water to make 'X' gallons of spray solution
 Treats (covers) up to 'Z' sq ft (approximate size of XX tennis court)
 Mix with water to cover up to 'Z' sq ft
 $[X = net\ contents \div 1.5]$
 $[Y = net\ contents \div 2.5]$
 $[Z = X * 300]$
 $[XX = Z \div 2808]$

(Examples)

[Pint] Makes up to 10 gallons
 Makes between 6 – 10 gallons
 Mix with water to make 10 gallons of spray solution
 Treats up to 3,000 sq ft
 Mix with water to cover up to 3,000 sq ft

[Gallon] Makes up to 85 gallons
 Makes between 51 – 85 gallons
 Mix with water to make 85 gallons of spray solution
 Treats up to 25,500 sq ft
 Mix with water to cover up to 25,500 sq ft

[Promotional options]

- Free [] with this purchase of [Insert brand name/sku]
- [X] % Free (More)
- FREE SAMPLE
- Free weed guide [insert other offer] inside
- SAMPLE NOT FOR SALE
- Save up to \$[x] on (your) next purchase of [Insert brand]
- [Insert #] Bonus Concentrate Bottles
- Bonus Concentrate makes over [Insert total] gallons of mixed (diluted) product
- Great Value
- BONUS SIZE ([] % MORE!)
- New! Larger size, covers up to [] sq ft
- Value size
- With (the convenient) measuring cup, mixing [Insert brand name] (controlling weeds around your home) has never been this fast and easy
- Bonus Pack = X Gallons

071995.00053.20110926.NewK-saltSuper.pdf