



UNITED STATES ENVIRONMENTAL PROTECTION AGENCY  
WASHINGTON, DC 20460

OFFICE OF CHEMICAL SAFETY  
AND POLLUTION PREVENTION

January 28, 2021

Ian Murphy  
Federal Registrations Manager  
Monsanto Company Lawn and Garden Products  
801 Pennsylvania Ave. NW, Suite 745  
Washington, DC 20004

Subject: Label Amendment – Update Directions for Use, label claims, and label format for consistency  
Product Name: Roundup Weed & Grass Killer Concentrate Plus  
EPA Registration Number: 71995-29  
Application Date: August 20, 2019  
Decision Number: 557445

Dear Mr. Murphy:

The amended label referred to above, submitted in connection with registration under the Federal Insecticide, Fungicide and Rodenticide Act, as amended, is acceptable. This approval does not affect any conditions that were previously imposed on this registration. You continue to be subject to existing conditions on your registration and any deadlines connected with them.

A stamped copy of your labeling is enclosed for your records. This labeling supersedes all previously accepted labeling. You must submit one copy of the final printed labeling before you release the product for shipment with the new labeling. In accordance with 40 CFR 152.130(c), you may distribute or sell this product under the previously approved labeling for 18 months from the date of this letter. After 18 months, you may only distribute or sell this product if it bears this new revised labeling or subsequently approved labeling. “To distribute or sell” is defined under FIFRA section 2(gg) and its implementing regulation at 40 CFR 152.3.


Should you wish to add/retain a reference to the company’s website on your label, then please be aware that the website becomes labeling under the Federal Insecticide Fungicide and Rodenticide Act and is subject to review by the Agency. If the website is false or misleading, the product would be misbranded and unlawful to sell or distribute under FIFRA section 12(a)(1)(E). 40 CFR 156.10(a)(5) list examples of statements EPA may consider false or misleading. In addition, regardless of whether a website is referenced on your product’s label, claims made on the website may not substantially differ from those claims approved through the registration process. Therefore, should the Agency find or if it is brought to our attention that a website contains false or misleading statements or claims substantially differing from the EPA approved registration, the website will be referred to the EPA’s Office of Enforcement and Compliance.

Your release for shipment of the product constitutes acceptance of these conditions. If these conditions are not complied with, the registration will be subject to cancellation in accordance

Page 2 of 2  
EPA Reg. No. 71995-29  
Decision No. 557445

with FIFRA section 6. If you have any questions, please contact Theresa Gerber at 703-347-8583 or by email at [gerber.theresa@epa.gov](mailto:gerber.theresa@epa.gov).

Sincerely,



Emily Schmid, Product Manager 25  
Herbicide Branch  
Registration Division (7505P)  
Office of Pesticide Programs

Enclosure

# MASTER LABEL FOR EPA REG. NO. 71995-29

Primary Brand Name:

**Roundup Weed & Grass Killer Concentrate Plus**

Alternate Brand Names:

**Roundup Concentrate Plus Weed & Grass Killer**

**A C C E P T E D**

1/28/2021

Under the Federal Insecticide, Fungicide  
and Rodenticide Act as amended, for the  
pesticide registered under  
EPA Reg. No. 71995-29

**Editorial Notes:**

***Bold, italicized text is information for the reader and is not part of the label.***

[Bracketed text [ ] is optional text and a 'place holder' for graphics].

Text separated by a backslash '/' denotes 'and/or' options.

**Refer to APPENDIX 1 for Consolidated List of Label Claims; APPENDIX 2 for Packaging Related Claims.**

[Insert Brand Name and Logo]

[Insert Claims from Appendix 1 or 2] [Insert Graphics Representing Claim]

**ACTIVE INGREDIENTS:**

Glyphosate, isopropylamine salt† ..... 18.00%

Diquat dibromide ..... 0.73%

**OTHER INGREDIENTS** ..... 81.27%

**TOTAL** ..... **100.00%**

†Contains 1.2 lbs. glyphosate acid equivalent per US gallon.

Keep Out of Reach of Children

## CAUTION

See [back/ side] [panel/ booklet/ label] for [additional] first aid and precautionary statements.

**Alternative Text:** [See container label for [complete] use directions, first aid and precautionary statements.]

NET [Insert Net contents FL OZ or GAL, see Appendix 2] [Insert Metric Conversion]

**Net contents of final printed labeling based on various commercial sizes to be marketed**

[Insert 2D code/ PPN code/ LB code]

**Optional Instructions for Booklet**

[OPEN/ ABRA]

[Open booklet for details]

[Press to Reseal]

[Resealable Label for Directions & [Precautions/ First Aid]]

**[DID YOU KNOW?]**

[Insert Brand Name for EPA# 71995-29] [Insert Claim from Appendix 1 or 2]

[Insert Graphics Representing Claim]

**Optional Roundup® Graphics Wheel with the following Where To Use, What To Know and How To Use components**

**WHERE TO USE** [Insert Graphics Representing Directions]

- [Around [Flower Beds/ Landscaped Beds]]
- [Around [Trees/ Tree Rings]]
- [Driveways/ & / Walkways/ Patios/ Gravel Areas]
- [Along Fences/ Fence Lines [& Foundations]]

**WHAT TO KNOW** [Insert Graphics Representing Directions]

- [Rainproof [in/ as fast as] [10/ 30] Minutes]
- [Visible Results [in/ as fast as] [9/ 12] Hours][\*] [(\*see booklet for details)]
- [Plant 1-3 Days After Application][\*] [\*/(see booklet for details)]

**HOW TO USE** [Insert Graphics Representing Directions]

- [For best results, add 6 fl oz per Gallon of Water][\*] [(\*see booklet for details)]
- **Alternative text:** [Add 3 - 6 fl oz per Gallon of Water][\*] [(\*see booklet for details)]
- [Use a Tank Sprayer/ Mix into Tank Sprayer]

**For products where an anti-theft device has been added:** [This [bottle/ package] [may] contain[s] an anti-theft device[, either inside or on the back [of the [bottle/ package]]]. [It does not affect product performance.]

**Alternative Text:** [Security device included/ [This [bottle/ package] contains security device.]

©[Insert year] Monsanto Company [Insert Company Name]

[Produced/ Manufactured/ Distributed] [for/ by] [Monsanto Company

Lawn & Garden Products] [Insert Company Name]

[P.O. Box 418 Marysville, OH 43041] [Insert Address]

[www.roundup.com]

EPA Reg. No. 71995-29

EPA Est. 239-IA-3<sup>[ ]</sup> [Insert Additional Establishments]

[Superscript is first letter of lot number]

[Made in/ Manufactured in/ Produced in/ Assembled in/ Product of] [USA/ [Insert Country]] [with [insert# %] or more US parts/ with over [insert# %] US parts/ with foreign and domestic parts]]

[Insert 2D code/ PPN code/ LB code] [Insert UPC Barcode/ Proof of Purchase]

[Insert LOT number or LOT number will be printed directly on the container]

**Inside Back Booklet Label:**

---

**Optional Section:  
PRODUCT FACTS**

---

**[KILLS WEEDS/ KILLS ALL TYPES OF WEEDS & GRASSES]** [Insert Graphic of grassy, broadleaf and woody weeds]

[[Kills/ Controls] weeds, grasses [and/ &] brush [including/ such as] **Alternative Text:** [Weeds [grasses/ [& and]/ brush] controlled [include:]] [Bermudagrass, Black Medic, Buckhorn Plantain, Buttercup, Common Purslane, Curly Dock, Crabgrass, Goosegrass, Dandelion, Kentucky Bluegrass, Lambsquarters, Annual Morning Glory, Perennial Ryegrass, Spotted Spurge, Fescue, White Clover, and Yellow Nutsedge [Insert from Weed List] [and other broadleaf [and/ &] grassy weeds [brush]] [(as listed)/ as listed/ below/ on the [product] label].]

[Concentrated] [[Container] [Makes between [insert 6 fl oz/gal value – insert 3 fl oz/gal value from Appendix 2] gallons] [of spray solution] [(see below for details)/ (see mixing instructions below)]

[Mix with water to make [insert 3 fl oz/gal or 6 fl oz/ gal value from Appendix 2] gallons of spray solution] [(see below for details)/ (see mixing instructions below)]

[[Container] [covers/ treats] [insert 6 fl oz/gal - 3 fl oz/ gal value from Appendix 2] sq ft] [(see below for details) or (see mixing instructions below)]

[Mix with water to cover [insert 3 fl oz/gal or 6 fl oz/ gal value from Appendix 2] sq ft] [(see below for details) or (see mixing instructions below)]

[One/ Each] gallon [covers/ treats] 300 sq ft.

[Spot spray or spray evenly [each gallon of spray solution] over 300 sq ft]

[Coverage may vary based on the number, type or size of weeds treated in a given area.]

[Insert Claims from Appendix 1 or 2]

**HOW IT WORKS**

[[Glyphosate/ This product/ Insert Brand Name] [is absorbed by the weed's leaves/ enters plants through the foliage] [or freshly cut woody stumps]. It moves through the weed to the root. Glyphosate works by targeting an enzyme that is essential for plant growth. [Kills only what you spray.] [Any product not absorbed by the plant breaks down without moving in or on the soil to untreated plants.] Weeds begin to yellow and wilt [as fast as/ within] [9/ 12] hours, with complete kill in 1 to 2 weeks.] [for [most/ annual] weeds.] [Some [established/ hard-to-kill/ perennial] weeds may take 4 or more weeks for complete kill.] [Weeds die, roots and all – so they don't grow back.]

**DIRECTIONS FOR USE**

---

It is a violation of Federal law to use this product in a manner inconsistent with its labeling. Always read and follow label directions.

**WHERE TO USE** [Insert Graphics Representing Directions]

- [On patios, walkways, driveways, gravel areas or mulch beds]
- [Around [flowers/ flower beds], shrubs or trees]
- [Along fences]
- [Edging around foundations and retaining walls]
- [In large areas:] [-] For lawn replacement [-] [For] [&] garden plot preparation†]
- [Freshly cut woody stumps]
- [Plus/ other] areas where weeds are invading your yard]

†**IMPORTANT:** While [Insert Brand Name/ this product] may be used to prepare vegetable garden for planting, DO NOT USE for spot weed treatment after planting any fruits or vegetables.

---

**MIXING [AND USE] INSTRUCTIONS** [Insert Graphics Representing Directions]

---

1 Tablespoon (Tbs) = 3 teaspoons (tsp) 1 fl oz = 2 Tbs [3 fl oz = 6 Tbs] [6 fl oz = 12 Tbs]

[To measure the right amount [of product],] [use [the] [convenient] [easy-measure] cap [with] [measuring/ scale/ volume/ gradation[s]] [lines/ markings/ marks] [inside].]

**Optional Table:**

[Use the following table to determine the amount of [product/ Insert Brand Name] you need.

APPLICATOR	MIXING INSTRUCTIONS General Weed Control Annuals*	MIXING INSTRUCTIONS Tough Weed Control for Perennials, Brush, Vines or Lawn Renovation	AREA TO TREAT
Tank Sprayer	Use 3 fl oz (6 Tbs) in 1 gallon of water	Use 6 fl oz (12 Tbs) in 1 gallon of water	300 sq ft per gallon (30 ft x 10 ft)
[ORTHO DIAL N SPRAY/ Dial type] Hose-End Sprayer]	Pour concentrate into sprayer jar. DO NOT ADD WATER. Set dial to 3 fl oz and spray	Pour concentrate into sprayer jar. DO NOT ADD WATER. Set dial to 6 fl oz and spray	300 sq ft per gallon (30 ft x 10 ft)

\*some [hard-to-kill/ established] annual weeds may require the 6 fl oz use rate, such as Crabgrass, Goosegrass, Common Purslane and Chickweed.

**TANK SPRAYER:**

**Use of a Roundup® Brand tank sprayer is recommended.** A plastic, fiberglass, plastic-lined steel or stainless steel sprayer may also be used. **Do not mix, store or apply using a galvanized or unlined steel (except stainless steel) sprayer.**

- [Peel/ Pull/ Tear/ off/ Remove] [tamper [resistant/ evident] band/ on bottom of cap.]
- [For tough established weeds/ For best results,] add 6 fl oz (12 Tbs) per gallon of water [using the measuring cap provided]. For easy to kill weeds such as small newly emerged annual weeds (less than 3 inches), add 3 fl oz (6 Tbs) per gallon of water. [Mix only what you can use in a day.] Close cap tightly after use.
- Spot treat or spray evenly each gallon of spray solution over 300 sq ft. **Alternative Text:** [One/ Each] gallon [covers/ treats] 300 sq ft.]

**[HOSE-END SPRAYER:**

For large areas consider using a hose-end sprayer [such as the Ortho® Dial N Spray®/ Insert Applicator Name]

- [For tough established weeds/ For best results,] set dial to 6 oz. For easy to kill weeds such as small newly emerged annual weeds (less than 3 inches), set dial to 3 oz.]
- Pour concentrate into sprayer jar. DO NOT add water.
- [Connect [garden] hose to the sprayer and turn on water.] [Spray evenly over treatment area.] [Start by spraying treatment area farthest from the faucet working backwards.]
- After spraying, unused product can be poured back into the original container. Close cap tightly after use.]

**Refer to the sprayer label for additional information and cleaning instructions.**

**HOW TO APPLY**

- Adjust [sprayer] nozzle to the desired spray setting.
- Spray the weeds or grasses you want to kill until **thoroughly wet**.
- Spot treat or spray evenly each gallon of spray solution over 300 sq ft.
- When spot treating [weeds] around desirable plants, shield plants from drift with a [sheet/ piece] of cardboard or plastic. If desirable plants are accidentally sprayed, rinse off immediately with water [or cut off treated area].

**IMPORTANT: Do not spray plants or grasses you like – they will die.** Not recommended for spot weed control in lawns since [this product/ Insert Brand Name] kills lawn grasses. [Do not allow treated weeds to come in contact with desirable plants until spray has dried.]

---

**Optional Section: Select Any of the Options Below**

---

**[To Kill Vines *Alternative Text:* [For/ Vine Treatment]:]**

- [If vines are growing up poles, fences, or tree trunks with mature bark, cut vines to a height of 3 to 4 feet and spray vines thoroughly with spray solution of 6 fl oz (12 Tbs) per gallon of water.]
- [If vines are climbing shrubs or immature tree trunks with green bark, cut vines at base and treat as directed for stumps or spray regrowth. If spraying regrowth, shield shrubs and immature tree trunks from spray drift with a [sheet/ piece] of cardboard or plastic.]

**[To Kill Stumps *Alternative Text:* [For/ Stump Treatment]:]**

[This treatment will control or suppress many types of woody brush and trees, such as alder, bluegum eucalyptus, madrone, oak, giant reed, saltcedar, sweetgum, and tan oak.]

- [Cut living stump close to ground. Drill 4 to 5 holes into freshly cut stump and immediately pour undiluted product into holes. For smaller stumps, apply undiluted product with a paintbrush immediately to the entire freshly cut stump, including the cut surface, remaining trunk & exposed roots. Do not reuse paintbrush. Wrap the paintbrush in newspaper and put in trash.]

**[IMPORTANT:** Some trees may share the same root system. Adjacent trees having a similar age, height and spacing may signal a shared root system. Injury may occur to non-treated trees when one or more trees sharing common roots are treated.]

**[For Lawn [Replacement/ Renovation]:]**

[Use [this product/ Insert Brand Name] to kill [an existing] lawn and [its] weeds before planting a new lawn [or prior to laying a patio, sidewalk or driveway].] ***Alternative Text:*** [For lawn replacement use [this product/ Insert Brand Name] to kill lawn and weeds before planting new lawn.]

- [Skip one mowing before spraying.] [If soil is dry, water the day before application and 2 to 3 days after application.]
- [Use 6 fl oz (12 Tbs) per gallon of water for each 300 sq ft. Apply evenly over treatment area.]
- [If green patches remain after 7 days, reapply.]
- [Wait [at least] 3 days after last application to prepare the soil by raking or rototilling the lawn. Rake up and remove loosened thatch or debris.]
- [Apply seed according to directions on seed package or install sod. Grass seed must have a good contact with soil to germinate and grow. Keep area moist for 2 weeks to establish new lawn, then water as needed.]

**[For [Flowerbed [and/ &] Garden [Plot] Preparation]:]**

Use [this product/ Insert Brand Name] to kill weeds and grasses [brush] before planting flowers, fruits, vegetables, trees or shrubs.]

- [If soil is dry, water the day before application and 2 to 3 days after application.]
- [Use 6 fl oz (12 Tbs) per gallon of water for each 300 sq ft. Apply evenly over treatment area.]
- [Wait 1 to 3 days after last application before planting garden [flowers, trees and shrubs].] [See **When To Replant** section for details.]

**[[For] Kudzu:**

For best results, apply in mid to late summer when vines are mature and actively growing. Use 6 fl oz (12 Tbs) per gallon of water. Spray vines thoroughly.]

**[[For]Wild Blackberry:**

Use 6 fl oz (12 Tbs) per gallon of water. Spray until thoroughly wet when plants are actively growing. Reapplication is often required to kill deep roots. Dead canes should be cut down and removed.]

**[[For]Poison Ivy & Poison Oak:**

Use 6 fl oz (12 Tbs) per gallon of water. Spray until thoroughly wet when plants are actively growing, but at least 4 weeks before the first killing frost in the fall. Reapply if new growth appears. Contact with these plants anytime of the year can cause an allergic reaction. Handle dead plants with rubber gloves. Dispose of plants and rubber gloves in tightly sealed garbage bags.]

## WHEN TO APPLY

Apply when weeds or grasses [brush] are actively growing. **Alternative text:** [Use anytime weeds and grasses [or brush] are actively growing.]

- For best results, apply using the 6 fl oz rate during warm, sunny weather (above 60° F) [to accelerate systemic movement from foliage to roots]. [Development of visible results could be delayed in cool or cloudy conditions or when using the 3 fl oz rate.]
- [Apply/ Spray] when air is calm to prevent drift to desirable plants.
- RAINPROOF [Protection:]: Rain or watering [in/ as fast as] [10/ 30] minutes after application will NOT wash away effectiveness. **Alternative Text:** [Insert Brand Name] is Rainproof [in/ as fast as] [10/ 30] minutes.]
- [Some established [perennial/ hard to kill] weeds may require a repeat application.] **Alternative Text:** [Repeat application if necessary, should new growth appear.]
- [[Note:] Brush sprayed in the fall may not be controlled until the following season. In the spring, spray regrowth if it occurs.]
- [Apply when weeds are small and before seeds form.]

**APPLICATION RESTRICTIONS:** Do not apply this product in a way that will contact any person or pet, either directly or through drift. Only the person applying this product may be in the area during application.

### User Safety Recommendations:

- Users should wash hands before eating, drinking, chewing gum, using tobacco, or using the toilet.
- Users should remove clothing immediately if product gets inside; then wash thoroughly and put on clean clothing.
- Clothing and protective equipment exposed to this product should be washed in detergent and hot water. Such items should be kept and washed separate from other laundry.

**Entry Restrictions:** People and pets must not touch treated plants or enter treated areas until after spray has dried.

## WHEN TO REPLANT

- All ornamental flowers, trees and shrubs may be planted **1 day after** application.
- Lawn grasses, herbs, fruit and vegetable gardens may be planted **3 days after** application.

### Optional Section:

#### HOW TO CLEAN [SPRAYER]

To clean sprayer after use, rinse sprayer and sprayer parts with water 3 times. Spray rinse water on [bare soil or gravel/ treated area]. After cleaning, sprayer may be used for other products.



---

**Optional Section: Select from the list below**

**KILLS ALL TYPES OF WEEDS AND GRASSES** [Insert Graphics Representing Text] [\*] [\*/(as listed)/ as listed/ below/ on the [product] label]

---

[Kills [insert from the list below] [and other broadleaf weeds/ and other grassy weeds/ and brush.] **Alternative Text:** [CONTROLS WEEDS, GRASSES [AND/ &] BRUSH INCLUDING/ WEEDS CONTROLLED INCLUDE:]

**Alternative Text:** [Controls [common] weeds, grasses and brush [including]/ [Common] Weeds [grasses/ &/ and]/ brush] controlled [include:] [Bermudagrass, Black Medic, Buckhorn Plantain, Buttercup, Common Purslane, Curly Dock, Crabgrass, Goosegrass, Dandelion, Kentucky Bluegrass, Lambsquarters, Annual Morning Glory, Perennial Ryegrass, Spotted Spurge, Fescue, White Clover, and Yellow Nutsedge [insert from the list below] [and other broadleaf weeds, grassy weeds [and/ &] brush]].

**Annual Weed Control Alternative Text: [Annuals/ Annual Weeds/ &/and/ Grasses] [(Continued)]**

Annual Ryegrass	Common Purslane	Jimsonweed	Smooth Pigweed
Annual Sowthistle	Crabgrass	Junglerice	Spotted Spurge
Annual Morning Glory	Diffuse Lovegrass	Knotweed	Sprangletop
Barnyardgrass	Dog Fennel	Kochia	Stinkgrass
Bittercress	Evening Primrose	Lambsquarters	Sunflower
Black Medic	Fall Panicum	Little Bittercress	Swinecress
Black Nightshade	Fiddleneck	London Rocket	Tansy Mustard
Bluegrass (annual)	Field Pennycress	Mallow	Tansy Ragwort
Blue Mustard	Field Sandbur	Mayweed	Teaweed
Blue Toadflax	Filaree	Pennsylvania Smartweed	Texas Panicum
Brassbuttons	Florida Pusley	Prickly Lettuce	Tumble Mustard
Bromegrass	Garden Spurge	Prostrate Spurge	Velvetleaf
Buckwheat	Giant Foxtail	Puncturevine	Virginia Pepperweed
Bur Clover	Giant Ragweed	Purslane Speedwell	Wild Buckwheat
Burcucumber	Goosegrass	Redroot Pigweed	Wild Mustard
Buttercup	Green Foxtail	Russian Thistle	Wild Oats
Carolina Geranium	Hairy Nightshade	Sandspur	Wild Proso Millet
Cheat	Hemp Sesbania	Shattercane	Witchgrass
Chickweed (Common)	Henbit	Shepherd's Purse	Woolly Cupgrass
Cocklebur	Horseweed/ Marestail	Sicklepod	Yellow Foxtail
Common Groundsel	Itchgrass	Smooth Cat's Ear	Yellow Rocket

**[Tough] Perennial Weed Control *Alternative Text: [Perennials/ Perennial Weeds/ Grasses/ [&/and]/ Tough/ Brush] [(Continued)]***

Alder	Curly Dock	Maidencane	Silverleaf Nightshade
Artichoke Thistle	Dallisgrass	Maple	Smooth Bromegrass
Ash	Dandelion	Milkweed	Sourwood
Aspen (quaking)	Dewberry	Mouseear Chickweed	Spurred Anoda
Bahiagrass	Dogwood	Nimblewill	St. Augustinegrass
Bentgrass	Dollarweed	Oak	Sumac
Bermudagrass	Elderberry	Oldenlandia	Swamp Smartweed
Blackberry	Elm	Orchardgrass	Sweetgum
Blackgum	Eucalyptus	Oxalis	Tan Oak
Black Locust	False Dandelion	Pampas Grass	Thimbleberry
Bluegrass (Kentucky)	Fennel	Pennywort	Timothy
Bluegum Eucalyptus	Fescue species	Perennial Ryegrass	Torpedograss
Brackenfern	Field Bindweed	Perennial Sowthistle	Tree Tobacco
Broadleaf Plantain	Giant Reed	Persimmon	Trumpet creeper
Broom (French, Scotch)	Guineagrass	Pine	Vaseygrass
Buckhorn Plantain	Hawthorn	Poison Hemlock	Virginia Creeper
Canada Thistle	Hazel	Poison Ivy	White Clover
Cattail	Hemp Dogbane	Poison Oak	Whitetop
Ceanothus	Honeysuckle	Poison Sumac	Wild Barley
Chamise	Horsenettle	Poplar	Wild Blackberry
Cherry	Horseradish	Primrose	Wild Rose (multiflora)
Cogongrass	Iceplant	Purple Nutsedge	Wild Sweet Potato
Common Mullein	Johnsongrass	Quackgrass	Wild Violet
Common Pokeweed	Kikuyugrass	Raspberry	Willow
Common Ragweed	Knapweed	Red Clover	Wirestem Muhly
Corn Speedwell	Kudzu	Redvine	Yellow Nutsedge (Nutgrass)
Coyote Brush	Lantana	Reed Canarygrass	Yellow Poplar
Creeping Beggarweed	Leafy Spurge	Sage	Yellow Starthistle
Creeping Bentgrass	Locust	Salmonberry	Zoysia
Creeping Charlie	Lovegrass	Saltcedar	
Crowfootgrass	Madrone	Sassafras	

**[NOTE:** Heavy lawn grass or well established difficult to control weeds, such as Bermudagrass, Nimblewill, Dandelion, or Canada Thistle may require a repeat application.]

## STORAGE AND DISPOSAL

**PESTICIDE STORAGE:** Store product in original container in a safe place away from direct sunlight. Keep from freezing. If frozen, allow to thaw and shake well before using.

**PESTICIDE DISPOSAL AND CONTAINER HANDLING:** Nonrefillable container. Do not reuse or refill this container. **If Empty:** Place in trash or offer for recycling, if available. **If Partly Filled:** Call your local solid waste agency [or Insert Telephone Number] for disposal instructions. Never place unused product down any indoor or outdoor drain.

---

## PRECAUTIONARY STATEMENTS

---

### HAZARDS TO HUMANS & DOMESTIC ANIMALS

#### KEEP OUT OF REACH OF CHILDREN

**CAUTION:** Causes moderate eye irritation. Avoid contact with eyes or clothing. Wash thoroughly with soap and water after handling.

[Re-entry icon] People and pets must not touch treated plants or enter treated areas until after spray has dried.

FIRST AID	
<b>IF IN EYES</b>	<ul style="list-style-type: none"><li>• Hold eye open and rinse slowly and gently with water for 15-20 minutes. Remove contact lenses, if present, after first 5 minutes, then continue rinsing eyes.</li><li>• Call a poison control center [Insert Telephone Number] or doctor for treatment advice.</li></ul>
<b>EMERGENCY MEDICAL INFORMATION:</b> Have the product container or label with you when calling a poison control center or doctor, or going for treatment. You may contact [Insert Telephone Number] for emergency medical treatment information. [This product is identified as [Insert Brand Name], EPA Reg. No. 71995-29.]	

**ENVIRONMENTAL HAZARDS:** To protect the environment, do not allow pesticide to enter or run off into storm drains, drainage ditches, gutters or surface waters. Applying this product in calm weather when rain is not predicted for the next 24 hours will help to ensure that wind or rain does not blow or wash pesticide off the treatment area. Rinsing application equipment over the treated area will help avoid run off to water bodies or drainage systems. Diquat is toxic to aquatic invertebrates. Do not apply directly to water.

**PHYSICAL OR CHEMICAL HAZARDS:** Spray solutions of this product may be mixed, stored and applied using stainless steel, fiberglass, plastic or plastic-lined steel containers. **DO NOT MIX, STORE OR APPLY THIS PRODUCT OR SPRAY SOLUTIONS OF THIS PRODUCT IN GALVANIZED STEEL OR UNLINED STEEL (EXCEPT STAINLESS STEEL) CONTAINERS OR SPRAY TANKS.**

**NOTICE:** To the extent consistent with applicable law, buyer assumes all responsibility for safety and use not in accordance with directions.

[Guaranteed Satisfaction.\*]

---

### *Optional Section*

#### **\*CONSUMER GUARANTEE**

---

If for any reason you are not satisfied after using this product, simply send us original proof of purchase and we will refund the purchase price.

---

**Optional Section**

**ROUNDUP BRAND FAMILY OF PRODUCTS**

---

Visit the Roundup website to learn more about the Roundup brand family of products for the right solution to your toughest weed problems.

**Alternative Text:** [Roundup® Lawn & Garden products have solutions to your toughest weed problems.] [Visit the Roundup website, [www.roundup.com](http://www.roundup.com)], to learn more about the Roundup brand family of products.]] [Insert Claims from Appendix 1]

[Insert Graphic/ Roundup Product Family Photo]

- [Roundup Extended Control Weed & Grass Killer [plus Weed Preventer] products] [– kill & prevent weeds for up to 4 months]
- [Roundup Max Control 365 products] [– kill & prevent weeds for up to 12 months]
- [Roundup Ready-To-Use Weed & Grass Killer III/ Insert Brand Name for 71995-33] [– no mixing, no mess]
- [Insert Brand Name for 71995-33] [– kill weeds, protect desirable plants.]
- [Roundup Poison Ivy Plus Tough Brush Killer products] [– kill tough, brushy, hard-to-control weeds]
- [Insert Brand Name for 71995-29] [– fast visible results]
- [Insert Brand Name for 71995-25] [– concentrated for extra value]

**Optional Spanish Translations:**

[Insert generic logo and brand name in English & Spanish]

[Insert Label Language in Spanish as Applicable]

**Base Label Information:**

[Insert generic logo and brand name in English & Spanish]

**Insert applicable instruction along side of base label:**

[Resealable Label for Directions & Precautions / Etiqueta resellable de instrucciones y avisos de precaución.]

**Alternative Text:** [Resealable Label for Directions & First Aid/ Etiqueta resellable de instrucciones y primeros auxilios.]

**PRECAUTIONARY STATEMENTS**

**HAZARDS TO HUMANS & DOMESTIC ANIMALS**

**KEEP OUT OF REACH OF CHILDREN**

**CAUTION:** Causes moderate eye irritation. Avoid contact with eyes or clothing. Wash thoroughly with soap and water after handling.

[Re-entry icon] People and pets must not touch treated plants or enter treated areas until after spray has dried.

<b>FIRST AID</b>	
<b>IF IN EYES</b>	<ul style="list-style-type: none"> <li>• Hold eye open and rinse slowly and gently with water for 15-20 minutes. Remove contact lenses, if present, after first 5 minutes, then continue rinsing eyes.</li> <li>• Call a poison control center [Insert Telephone Number] or doctor for treatment advice.</li> </ul>
<p><b>EMERGENCY MEDICAL INFORMATION:</b> Have the product container or label with you when calling a poison control center or doctor, or going for treatment. You may contact [Insert Telephone Number] for emergency medical treatment information. [This product is identified as [Insert Brand Name], EPA Reg. No. 71995-29.]</p>	

**ENVIRONMENTAL HAZARDS:** To protect the environment, do not allow pesticide to enter or run off into storm drains, drainage ditches, gutters or surface waters. Applying this product in calm weather when rain is not predicted for the next 24 hours will help to ensure that wind or rain does not blow or wash pesticide off the treatment area. Rinsing application equipment over the treated area will help avoid run off to water bodies or drainage systems. Diquat is toxic to aquatic invertebrates. Do not apply directly to water.

**[PHYSICAL OR CHEMICAL HAZARDS:** Spray solutions of this product may be mixed, stored and applied using stainless steel, fiberglass, plastic or plastic-lined steel containers. **DO NOT MIX, STORE OR APPLY THIS PRODUCT OR SPRAY SOLUTIONS OF THIS PRODUCT IN GALVANIZED STEEL OR UNLINED STEEL (EXCEPT STAINLESS STEEL) CONTAINERS OR SPRAY TANKS.]**

[See inside booklet for additional precautionary statements.]

**STORAGE AND DISPOSAL**

**PESTICIDE STORAGE:** Store product in original container in a safe place away from direct sunlight. Keep from freezing. If frozen, allow to thaw and shake well before using.

**PESTICIDE DISPOSAL AND CONTAINER HANDLING:** Nonrefillable container. Do not reuse or refill this container. **If Empty:** Place in trash or offer for recycling, if available. **If Partly Filled:** Call your local solid waste agency [or Insert Telephone Number] for disposal instructions. Never place unused product down any indoor or outdoor drain.

[Insert Phone & Computer Icons]  
Questions, Comments or Information  
[Insert Telephone Number] [www.roundup.com](http://www.roundup.com)  
Preguntas, Comentarios o Información

©[Insert year] Monsanto Company [Insert Company Name]  
[Produced/ Manufactured/ Distributed] [for/ by]] [Monsanto Company  
Lawn & Garden Products] [Insert Company Name]  
P.O. Box 418 Marysville, OH 43041 [Insert Address]

EPA Reg. No. 71995-29

EPA Est. 239-IA-3['] [Insert Additional Establishments]  
[Superscript is first letter of lot number]

[Made in/ Manufactured in/ Produced in/ Assembled in/ Product of] [USA/ [Insert Country] [with [insert# %] or  
more US parts/ with over [insert# %] US parts/ with foreign and domestic parts]]

**For products where an anti-theft device has been added:** [This [bottle/ package] contains an anti-theft device[,  
either inside or on the back [of the [bottle/ package]]]. [It does not affect product performance.]] **Alternative Text:**  
[Security device included/ [This [bottle/ package] contains security device.]

[Insert Relevant Trademark Disclosure Statement(s)]

[Insert Relevant Patent Information Statement(s)] [For a list of patents, if any, covering this product or its use,  
please go to [Insert patent website/ [www.monsantotechnology.com/l4awnandgarden](http://www.monsantotechnology.com/l4awnandgarden).]

[2D Code/ Insert PPN code/ Insert LB code] [UPC Code/ Proof of Purchase]

Roundup Weed & Grass Killer Concentrate Plus (Pending) 09/04/2020, 09/09/2020, 01/19/2021, 01/20/2021

---

## APPENDIX 1: Consolidated List of Label Claims

---

- **Product guarantee statement for use throughout\*** [Guaranteed Satisfaction/ Consumer Guarantee] If for any reason you are not satisfied after using this product, simply send us the original proof of purchase and we will refund the purchase price.
- A single application controls [most/many/common] [listed] weeds
- Absorbed into both broadleaf and grassy weeds
- Absorbs on contact [, starts working immediately with visible results as fast as [9/ 12] hours]]
- Absorbed through the leaves, it goes all the way to the root for total kill [on weeds you directly spray]
- [Also] use for large jobs including lawn renovation [and] [vegetable/ and/ flower/ garden preparation]
- [Apply/ Use/ Can be used] [with confidence] [in/ on/ around/ along] [trees/ tree rings/ shrubs/ ornamentals/ houses/ buildings/ garages/ sheds/ cabins/ lodges/ barns/ buildings/ foundations/ retaining walls/ under decks/ wooded lots/ vacant lots/ dense/ fields/ trails/ storage areas/ recreational areas/ parks/ sports facilities/ camp sites/ tent areas/ fences/ fence lines/ mulch/ mulched/ paths/ pathways/ patios/ pavers/ driveways/ sidewalks/ walks/ walkways/ rockways/ gravel areas/ stairs/ [RV/ boat] parking [areas/ lots]/ or/ other listed areas [tough weeds are growing]
- Be smarter than your weeds
- Before [Insert graphic of live weed]/ After [Insert graphic of dead weed]
- Begins absorbing on contact
- Begins [to work/ working] on contact with visible results [in/ as fast as] insert#] hours
- Can be used [to control weeds/ for weed control] [in xeriscaping/ to maintain xeriscapes]
- Completely kills even the toughest weeds and grasses
- Concentrated for extra value
- Concentrate[d] formula
- Consumer Guarantee\* [see/ open] [booklet/ label] for details] **qualify guarantee**
- [Contains] FastAct® [I] [Technology]
- Control weeds with confidence
- Covers 300 sq ft per gallon [of spray solution]
- Dead Weeds Guaranteed [or Your Money Back]
- Draw the line™ [[with/ against] weeds] [in your [yard/ landscaping]]
- Economical [concentrate formula]
- Even if it rains after 30 minutes – [Insert Brand Name] won't lose its effectiveness
- Exclusive [patented] [Roundup brand/ Insert Brand Name] formula
- FastAct® [Technology] – [Visible] Results [in/ as fast as] [9/ 12] Hours![\*] [(\*\*see booklet for details)/ (\*\*[using/ based on] 6 fl oz/ gallon [rate])]
- Fast-acting [formula] [[for/ with] visible results [in/ as fast as] [9/ 12] hours] ![\*] [(\*\*see booklet for details)/ (\*\*6 fl oz/ gallon)]
- For weed control - kills weeds and grasses in 1 to 2 weeks [- roots and all]
- For [outdoor] residential use [only]
- For use [on/ in] [driveways/ patios/ gravel areas/ tree rings/ mulch beds/ flowerbed and garden preparation/ lawn renovation/ fence lines/ landscapes/ foundations]
- For weeds in your lawn, try Roundup® For Lawns [products]
- Formulated for [outdoor] residential use
- Glyphosate works by targeting an enzyme that is essential for plant growth.
- Got Tough Weeds – Get [Insert brand name]
- [Great/ Ideal/ Great value/ for] [large/ big] [jobs/ projects/ areas]
- [Great for/ Ideal for/ Perfect for/ tough-to-reach weeds] [use/ in/ on/ around/ along] [trees/ tree rings/ shrubs/ ornamentals/ houses/ buildings/ garages/ sheds/ cabins/ lodges/ barns/ buildings/ foundations/ retaining walls/ under decks/ wooded lots/ vacant lots/ dense/ fields/ trails/ storage areas/ recreational areas/ parks/ sports facilities/ camp sites/ tent areas/ fences/ fence lines/ mulch/ mulched/ paths/ pathways/ patios/ pavers/ driveways/ sidewalks/ walks/ walkways/ rockways/ gravel areas/ stairs/ [RV/ boat] parking [areas/ lots]/ or/ other listed [non-lawn] areas/ [tough] weeds are growing]
- Guaranteed [Results/ Satisfaction]\* [Open booklet for details.] **qualify guarantee**
- Hard on weeds, easy on you [\*/ versus/ vs./ compared to/ hand pulling] **qualify, must select from optional text**

- Ideal for killing unwanted weeds and grasses [[throughout/ around] your yard]. Use along fences; in cracks of walks, drives and patios; and around flower beds, trees and shrubs
- Kills [all types of] [annual and perennial] weeds, grasses and other unwanted plants
- Kills all types of [tough] weeds [and/ &/ grasses][\*]/ [\*]/(as listed)/ as listed
- Kills even the toughest weeds
- Kills [existing] [tough/ landscape] weeds [& grasses] [to the root/ roots and all]
- Kills [landscape/ driveway/ patio/ hardscape] weeds
- Kills [only] what you [directly] spray [will not affect untreated plants]
- Kills over 200 [different/ types/ species/ kinds/ of] of weeds[\*]/ [\*]/(as listed)/ as listed/ below/ on the [product] label]
- Kills the roots of [both] broadleaf and grassy weeds
- Kills [the toughest weeds and grasses to] the root so [weeds/ they] don't come back
- Kills the weed you see and the root you don't
- Kills [to] the root[s] [Guaranteed[!/\*]] **qualify guarantee**
- Kills [to] the root[s] [so /treated] weeds don't come back] [guaranteed] **qualify guarantee**
- Kills Tough Weeds [& Grasses] [to the Root]
- [Kills/ Controls/ Spray/ Target] [tough/ woody/ brush/ vines/ weeds/ grasses/ poison ivy/ [and/ &]] [in/ on/ around/ along] [trees/ tree rings/ shrubs/ ornamentals/ houses/ buildings/ garages/ sheds/ cabins/ lodges/ barns/ buildings/ foundations/ retaining walls/ under decks/ wooded lots/ vacant lots/ dense/ fields/ trails/ storage areas/ recreational areas/ parks/ sports facilities/ camp sites/ tent areas/ fences/ fence lines/ mulch/ mulched/ paths/ pathways/ patios/ pavers/ driveways/ sidewalks/ walks/ walkways/ rockways/ gravel areas/ stairs/ [RV/ boat] parking [areas/ lots]/ or/ other listed non-lawn areas [tough/ weeds are growing]]
- Kills Ugly, Annoying Weeds
- Kills unwanted weeds [and grasses] [clear/ down to the root/ roots and all]
- Kills vines [& [tree] stumps]
- Kills weeds [and grasses] clear down to the root, so weeds don't come back – guaranteed **qualify guarantee**
- Kills weeds dead
- Kills weeds in flowerbeds, around trees, shrubs and fences, and on patios, paths, sidewalks, sidewalk cracks, walkways, driveways and other areas in your yard
- Kills weeds, roots and all
- Kills what you directly spray
- Make only what you need
- Mix into [pump-up/ pressurized] tank sprayer
- Multipurpose grass and broadleaf weed control
- No residual herbicidal activity in soil
- No root. No weed. No problem.®
- Non-staining [formula]
- Not all weed killers are the same [buy/ get] [Roundup/ brand[ed]/ products] [Insert brand name]
- Once it enters the plant, it won't wash off
- Outdoor use only [Insert Graphic]
- Patented FastAct® [II] Technology
- Product goes on clear and [dries clear/ stays clear/ will not stain]
- Proven performance for [more than/ 40/ insert #] years
- [Provides/ See] [visible] results [in/ as fast as] [9/ 12] hours[\*] [(see booklet for details)/ (\*[when] using 6 fl oz per gallon [spray solution])]
- [RainFast/ RAINPROOF/ Rainproof Protection:] [in/ as fast as] [10/ 30/ minutes] [for control that won't wash away]
- Roundup® brand products help you triumph over the toughest weeds
- [Insert Brand Name] can be used to control weeds and grasses in [paver] patios, walkways and driveways; along fences; under decks; in [landscaped/ mulched] beds; or around flowers, shrubs and trees
- Roundup's exclusive [patented] [FastAct®] formula [technology] kills to the root so weeds don't come back
- Satisfaction guaranteed\* [or/ we will gladly refund purchase price/ your money back with proof of purchase] **qualify guarantee**
- Spray the leaves, not the root
- Spray the [weed/ leaves] to kill the root



- [Spray weeds/ Use] in flowerbeds, around trees, shrubs and around fences, and on patios, paths, sidewalks, sidewalk cracks, walkways, driveways[, and other non-lawn areas in your yard]
- Starts working immediately with visible results [as fast as] [9/ 12] hours[\*] [(\*\*see booklet for details)/ (\*\*[using the 6 fl oz rate])]
- Systemic grass and weed killer for spot treatment of undesirable vegetation
- [This product/ [Insert Brand Name]] is absorbed by the weed leaves
- Tough formula [kills to the roots]
- Unlike hand pulling, [Insert Brand Name/ this product] kills [all the way] to the roots
- Use along fences, paths, patios, sidewalks and driveways, around trees, shrubs, ornamental plantings, flowerbeds, and buildings, and in brick and gravel walkways
- Use as a first step for renovating or replanting your lawn
- [Use] For Brush Control
- [Use] For General Weed Control: Use along fences, paths, patios, sidewalks and driveways, around trees, shrubs, ornamental plantings, flowerbeds, and buildings, and in brick and gravel walkways
- [Use] For Landscaping: Use to prepare areas for planting of ornamentals, trees, shrubs, desert landscapes, rock gardens, flowerbeds or similar plantings.
- Use for large jobs [including] garden plot preparation and lawn [replacement/ renovation]
- [Use] For Lawn [Renovation/ Replacement]
- [Use] For Spot Spraying: Use in and around flowerbeds, ornamental, shrubs, fences, driveways and walkways
- [Use] For Stumps[s] [Treatment]
- Use to prepare sites: for large plantings, for planting flowerbeds, ornamentals, vegetables and gardens, and for renovating lawns
- Use to trim and edge landscape areas
- Visible effects are gradual wilting and yellowing advancing to complete browning and root destruction
- Visible Results [in/ as fast as] [9/ 12] Hours![\*] [(\*\*see booklet for details)/ (\*\*based on the 6 fl oz rate)]
- Water-based [formula] [insert icon]
- Weeds usually yellow and wilt [within/ as fast as] [insert#] hours
- Will not affect untreated plants
- Works on [insert or select from weed list]
- Works only when absorbed by the [foliage/ leaves] of weeds
- Works systemically

## Promotional Offering Options

**All registered pesticide products for promotional offerings will include EPA required labeling**

- [Insert #] [Pre-Measured/ Concentrate/ Refill] Bottle[s] [Included/ Attached]
- [Insert Value]% Free [More] [than X] **qualify**
- [Insert Value]% More in Each Bottle [than X] **qualify**
- [Insert Value]% More [Value Size] [than X] **qualify**
- [Insert Dollar Amount] Rebate
- A [Insert Dollar Amount] Value
- Bonus [Size/ Pack/ Pak]
- BONUS SIZE [Insert Value]% MORE! [than X] **qualify**
- Bundle Pack
- Buy [insert # bottles] Get [insert dollar amount/ insert X%] Off
- Can be used in [Insert Packaging Type/ Container/ Sprayer Type]
- Club [Pack/ Pak/ Size]
- Combo [Pack/ Pak/ Size]
- [Each] [pre-measured/ concentrate] [refill/ bottle] makes [Insert # Gallons]
- FREE [Insert Brand Name of EPA# 71995-29] [Insert Dollar Amount] [VALUE]
- Free [Insert Container Size] [Insert Brand Name] [Concentrate/ Refill] [Included/ Attached/ Inside/ With Purchase/ Coupon]
- Free [Insert free offering Description] with this purchase of [Insert Brand Name] [Insert Container Size]
- FREE [Insert Brand Name of EPA# 71995-29] SAMPLE [Included/ Attached/ Inside/ With Purchase]
- Great Value [[makes [insert value from Appendix 2] gallons [and/ &] [covers/ treats] [Insert Value from Appendix 2 table] sq ft]
- Larger size\* **qualify** \*compared to [insert bottle size]
- Larger size\* [covers [Insert value] sq ft/ makes [insert value from Appendix 2] gallons [of spray solution]]
- NEW! **Use only if new package or formulation**
- NOT FOR INDIVIDUAL SALE **For use on individual units without barcodes, which are part of a multipack or copack**
- NOW! **Use only if new package or formulation**
- SAMPLE NOT FOR SALE
- Save up to \$ [Insert Value] on [your] next purchase
- Tank Sprayer [With/ Plus] Concentrate
- TWIN [PACK/ PAK]
- Value [Pack/ Pak]
- VALUE [SIZE/SIZED]

## APPENDIX 2: Packaging Related Claims

### Calculation of Spray and Weed Coverage

- To determine approximate quantity of spray solution by container, divide the net contents in fluid ounces by 3 or 6 fl oz per gallon. (Y= Net contents (fl oz) ÷ 3 or 6 fl oz)
- To determine how many square feet can be treated, multiply Y (gallons of spray solution) by 300 (X spray coverage= Y gallons of spray solution x 300 sq ft)

NET CONTENT SKU Size	Spray Coverage (X) (using 3 or 6 fl oz/ gallon)	3 fl oz/ gallon Spray Solution (Y)	6 fl oz/ gallon Spray Solution (Y)
XX FL OZ (QT or GAL) (ml or L)	Net Contents (fl oz) ÷ 3 or 6 fl oz= Y; multiply Y by 300= treatment area in sq ft	Net contents (fl oz) ÷ 3 fl oz	Net contents (fl oz) ÷ 6 fl oz
6 FL OZ	600 - 300 sq ft	Makes 2 gallons	Makes 1 gallon
16 FL OZ [(1 PT)]	1,500 [1,600] - 800 sq ft	Makes 5 [5.3] gallons	Makes 2.6 gallons
32 FL OZ [(1 QT)]	3,000 [3,200] - 1600 sq ft	Makes 10 [10.6] gallons	Makes 5.3 gallons
35.2 FL OZ [(1 QT 3.2 FL OZ)]	3500 – 1750 sq ft	Makes 11.7 gallons	Makes 5.8 gallons
36.8 FL OZ [(1QT 4.8 FL OZ)]	3,600 - 1800 sq ft	Makes 12 [12.2] gallons	Makes 6 [6.1] gallons
40 FL OZ [(1 QT 8 FL OZ)]	3,900 - 2000 sq ft	Makes 13 [13.3] gallons	Makes 6.6 gallons
64 FL OZ [(½ GAL/ 2 QT)]	6,300 - 3200 sq ft	Makes 21 [21.3] gallons	Makes 10.6 gallons










#### Other Packaging Related Claims:


- [Apply with/ Use in/ Easy to apply with] a Roundup® brand [tank/ Multi-Purpose/ Multi-Use] Sprayer [or a [handheld] trigger sprayer]
- As easy as 1) Open 2) Pour [into measuring [cap/ cup] 3) Mix [with water] 4) Apply
- Built-in Measuring [Cap/ Cup] [and Pour Spout] [Included]
- Cap is a measuring cup
- Cap works like a measuring cup [to help you use the right amount]
- Close tightly while pushing down to turn [Insert Arrow Graphics]
- [Drain-Back/ Drain back] [cup/ cap/ spout] [into bottle]
- Drainback bottle design
- Drainback spout helps [prevent/ avoid] [spilling/ messes]
- Easy to measure and pour
- [Easy-Measure/ Easy measure] [cup/ cap]
- [Easy] Pour [cap/ spout]
- Easy pour cap [helps deliver the/ helps measure the] [correct/ desired/ right] amount of product
- Easy pour [cap/ spout] helps to make using concentrates [simple to use/ easy to use]
- Easy to apply with a [Roundup® brand [tank/ Multi Purpose]/ Ortho® Dial 'N Spray® [hose-end]] sprayer
- For Roundup® Use Only **Embossed on Cap**
- Includes [built in] Measuring [Cup /Cap]
- Less mess [with easy pour spout] [with drain back [cap/ cup]]
- No need to rinse the [cap/ cup] [- product drains back into the bottle]
- Measuring [Cup /Cap] Included
- Measuring [cap/ cup] makes it easy to use the right amount
- [Measuring/ scale/ volume/ gradation] [lines/ markings/ marks] are inside [of/ the] [easy-measure] cap
- [Peel/ Pull/ Tear/ off/ Remove] [tamper [resistant/ evident] band/ on bottom of cap]
- Pour Spout
- Product drains back into bottle

- Recyclable bottle
- Recycle symbol [Insert graphic]
- Redesigned [drain back/ cap/ spout/ bottle]
- Remove foil seal
- Squeeze Tabs, Turn Cap to Open [insert graphic with arrows]
- Squeeze, turn, press cap [and turn/ while turning] [to open] [Insert graphic]
- Storage Friendly Design
- Use [the/ easy-measure] cap to measure 3 - 6 fl oz per Gallon [of water] [Insert Graphics Representing Claim]
- [Use [the] [measuring/ scale/ volume/ gradation] [lines/ markings/ marks] inside [of/ the] [easy-measure] cap]
- With [the convenient] measuring [cup/ cap], mixing [Insert Brand Name] has never been [easier/ this fast and easy]

**APPENDIX 3: Example Graphics**

The following graphics are representative examples of graphics that could be used in the marketed label. If the graphic is used, minor changes to the exact color, shapes or orientation of items depicted, or the amount or size of graphic may occur based on marketing decisions and the available space on the label.

How or where graphic may be used	Graphic
Supports Precautionary Statement: "People and pets must not touch treated plants or enter treated areas until after spray has dried."	
Supports claim: "Kills [to] the root[s] [Guaranteed[!/*]]"	
<b>Graphics potentially used for optional Roundup® Graphics Wheel component claims</b>	
Claims discussing flower or landscaped areas	
Claim discussing trees or mulch areas	
Claims discussing paved or gravel areas	
Claims discussing fences or foundation areas	
Claims discussing how soon product is rainproof or rainfast after application	
Claims discussing when results are visible	
Claims discussing replanting intervals	

Claims discussing mixing instructions	
Claims discussing mixing instruction or tank sprayers	