

Roundup® Ready To Use Weed & Grass Killer Plus

EPA Reg. No. 71995-23

[Editorial Notes: Bracketed test [] is for internal use and serves as a 'place holder' for graphics. Parenthetical text () denotes optional wording.]

[Refer to APPENDIX 1 for consolidated list of label claims.]

[Refer to APPENDIX 2 for packaging related claims and instructions.]

Roundup® Ready To Use Weed & Grass Killer Plus

Active Ingredient

Glyphosate, isopropylamine salt 1.92%

Other Ingredients 98.08%

KEEP OUT OF REACH OF CHILDREN


CAUTION

See back panel (booklet) for additional precautionary statements.

NET

ACCEPTED
MAY - 3 2000

Under the Federal Insecticide,
Fungicide, and Rodenticide Act,
as amended, for the pesticide
registered under
EPA Reg. No. 71995-23




2 7 10


Roundup® Ready To Use Weed & Grass Killer Plus

EPA Reg. No. 71995-23

Open Resealable Label for directions & Precautions
Press to Reseal

CONTROLS ALL WEEDS AND(&) GRASSES INCLUDING: Barnyardgrass, Bermudagrass, Thistle, Chickweed, Common Ragweed, Dandelion, Fescues, Johnsongrass, Clover, Yellow Nutgrass and/& other grasses, weeds, sedges and/& brush.

Product Facts	
Container treats more than (over) XXX weeds [rate equals 200 weeds per 24 oz] Container treats 390 sq ft [PNS 5 liter]	
KILLS WEEDS [Illustrate grassy, broadleaf and woody weeds] ALL TYPES OF WEEDS AND(&) GRASSES	
WHERE TO USE	<ul style="list-style-type: none"> • On patios, walkways or driveways • In flower[beds] and(&) vegetable gardens • Around shrubs and(&) trees • Along fences and(&) foundations • Other areas in your yard
PNS:	<ul style="list-style-type: none"> • Edging around lawns • In large areas – For lawn replacement /renovation - For garden plot preparation
	Questions, Comments or Medical Information call 1-800-225-2883 http://www.roundup.com (call 1-888-ROUNUP)



DIRECTIONS FOR USE

It is a violation of Federal law to use this product in a manner inconsistent with its labeling.

HOW TO APPLY

- Adjust nozzle to a coarse spray. (PNS Adjust nozzle to deliver a narrow or wide spray.)
- Spray the weeds or grasses you want to kill until thoroughly wet.
- When spot treating weeds in a flower (bed) or vegetable garden, shield desirable plants from drift with a sheet of cardboard or plastic. If desirable plant is accidentally sprayed, rinse off immediately with water.

OR

- When spot treating weeds around desirable plants shield plants from drift with a sheet of cardboard or plastic. If desirable plant is accidentally sprayed, rinse off immediately with water.

IMPORTANT: Do not spray plants or grasses you like - they may die too. Not recommended for spot weed control in lawns since Roundup kills lawn grasses.

ADDITIONAL TIPS

FOR LAWN REPLACEMENT

Use Roundup to kill lawn and (&) weeds before planting new lawn.

OR

For lawn replacement use Roundup to kill lawn and (&) weeds before planting new lawn.

- Skip one mowing before spraying.
- If soil is dry water before application and (&) 2 to 3 days after application.
- If green patches remain after 7 days, reapply.
- Wait 7 days after last application to rake, till or plant with seed or sod.

WHEN TO APPLY

- Use anytime weeds [and (&) grasses] are actively growing [Apply when weeds are actively growing.]
- For best results apply during warm, sunny weather (above 60° F).
- Spray (Apply) when air is calm to prevent drift to desirable plants.
- Roundup is Rainproof in 2 hours (OR) Rain or watering 2 hours after application will not wash away effectiveness.
- (Apply when weeds are small and (&) before seeds form.) (Weeds yellow and (&) wilt within hours with complete kill in 1 to 2 weeks.) Established weeds may require a repeat application.
- All ornamental flowers, trees and (&) shrubs may be planted 1 day after application.

OR

WHEN TO REPLANT

- All ornamental flowers, trees and (&) shrubs may be planted 1 day after application.

- The following berries may be planted **1 day after** application:
Blackberry, Blueberry, Boysenberry, Cranberry, Currant, Dewberry, Elderberry, Gooseberry, Huckleberry, Loganberry, Olallieberry and(&) Raspberry (Black and(&) Red).
- The following fruits, vegetables &(and) herbs may be planted **1 day after** application:
Artichoke (Jerusalem), Beans (all), Beet Greens, Broccoli, Brussels Sprouts, Cabbage (all), Carrot, Cauliflower, Celery, Chard (Swiss), Chicory, Collards, Endive, Horseradish, Kale, Kohlrabi, Leek, Lentils, Lettuce, Mustard Greens, Okra, Onion, Rape Greens, Parsley, Parsnips, Potato, Radish, Rhubarb, Rutabaga, Spinach, Sweet Potato, Turnip &(a)nd Yams.
- The following fruits, vegetables &(and) herbs may be planted **3 days after** application:
Corn, Cucumber, Eggplant, Garlic, Gourds, Melons (all), Peas (all), Peppers (all), Pumpkin, Squash (summer &(and) winter), Tomatillo, Tomato (by seed) &(and) Watercress.
- Lawn grasses may be planted **7 days after** application.
- Tomatoes from transplant & (and) unlisted fruits, vegetables &(and) herbs may be planted **30 days after** application.

WHEN TO HARVEST -[(OPTIONAL TEXT)

If used to control weeds around fruits or nuts, wait the following number of days before harvesting:

- Citrus (Citron, Grapefruit, Kumquat, Lemon, Lime, Mandarin, Orange, Pummelo, Tangelo, Tangerine), Guava, Papaya – **1 day.**
- Nuts (Almond, Beechnut, Brazil Nut, Butternut, Cashew, Chestnut, Filbert, Hazelnut, Hickory Nut, Macadamia, Pecan, Pistachio, Walnut) – **3 days.**
- Apple, Avocado, Banana (Plantains), Berries (except Cranberries), Dates, Figs, Grapes, Loquat, Passion Fruit, Pear, Persimmon, Pomegranate &(and) Quince – **14 days.**
- Apricot, Cherries, Nectarine, Olives, Peach, Plum and(&) Prunes– **17 days.**
- Cranberries – **30 days**

HOW IT WORKS

Roundup enters plants through foliage and(&) moves systemically to the roots, killing weeds by stopping the production of a substance found only in plants. (Any product(Roundup) not absorbed by plants breaks down into natural materials, without moving in or on the soil to untreated plants. (So Roundup can be used over the root zone of desirable plants without injury. Weeds yellow and(&) wilt within hours with complete kill in 1 to 2 weeks.)

OR

Roundup kills weeds by stopping the production of a substance found only in plants. It enters plants through foliage and(&) moves systemically down to the roots. Any product not absorbed by plants breaks down into natural materials. Roundup will not move in or on the soil to untreated plants [so it can be used over the root zone of desirable plants without injury. Weeds yellow and(&) wilt within hours with complete kill in 1 to 2 weeks.]

5 7 10

STORAGE AND DISPOSAL

[24 FL OZ:]

STORAGE: Rotate nozzle to closed position. (Close nozzle on trigger sprayer.) Store product in original container in a safe place. Keep from freezing.

[Quick Connect Sprayer:]

STORAGE: Flip down spout to close. NO NEED TO DISCONNECT TRIGGER SPRAYER. Close nozzle on trigger sprayer. Snap sprayer back in place. Store product in original container in a safe place. Keep from freezing.

[Pull'N Spray:]

STORAGE : Push T-grip/handle down. Slide lock to close. DO NOT DISCONNECT PLUG FROM T-GRIP/HANDLE. Hook sprayer back in place. Store product in original container in a safe place. Keep from freezing.

DISPOSAL: Do not reuse container (except to refill with other Roundup products). Securely wrap partially filled or empty container in newspaper and put in trash.

PRECAUTIONARY STATEMENTS

HAZARDS TO HUMANS & DOMESTIC ANIMALS

CAUTION: Causes eye irritation. Avoid contact with eyes or clothing. Wash thoroughly with soap and water after handling.

[reentry icon] People and pets may enter treated area after spray has dried.

FIRST AID: IF IN EYES: Flush eyes with plenty of water. Call a physician if irritation persists. In case of an emergency involving this product, call 1-800-225-2883 (or) 1-888-ROUNDUP.

ENVIRONMENTAL HAZARDS


Do not apply directly to water. Do not contaminate water when disposing of equipment washwaters. Never pour product down any drain.

NOTICE: Buyer assumes all responsibility for safety and use not in accordance with directions.

This product is protected by U.S. Patent No. 5,196,044. No license granted under any non-U.S. patent(s).

© _____MONSANTO COMPANY

Manufactured for
Monsanto Company
Lawn & Garden Products
P. O. Box 1750
Columbus, OH 43216-1750
EPA Reg. No. 71995-23
Form No.




6 7 10

Roundup® Ready To Use Weed & Grass Killer Plus

EPA Reg. No. 71995-23


EPA Est. 239-IA-3¹; 58996-MO-1^A
Superscript is first letter of lot number
Made in USA



7 7 10

APPENDIX 1 – Consolidated List of Label Claims


- All Purpose Weed &(and) Grass Killer
- Approved for use in vegetable gardens
- Begins working in hours, New Formula
- Breaks down into natural materials
- Does not have soil activity
- Easy-to-use applicator
- Fast acting formula
- Fast &(and) complete
- Fast &(and) total
- Fast, faster, fastest
- Fast results
- Faster
- Faster and better
- Faster than ever
- Fastest Roundup ever
- Fastest Roundup formulation ever
- Guaranteed results with one application
- Ideal for tough to reach weeds found in flower(beds) and(&) vegetable gardens
- [graphics of weeds dying in 1-7 days]*
- Ideal for vegetable garden weed control
- Improved
- Improved for tough weed control
- Kills the root
- Kills the root so weeds don't come back
- Kills weeds &(and) unwanted grasses - roots and(&) all
- Kills weeds dead
- NEW
- No Mixing (necessary)
- No Root, No Weed, No Problem
- No waiting, weeds wilt in hours
- NOW
- Overnight speed
- Quick visible results
- Rainproof
- Rainproof in two hours (for control that won't wash away)
- Rapid Roundup results
- Ready-To-Use
- Really fast
- Results that show
- See results in 24 hours
- See results in hours
- Speedy results
- Starts working overnight
- Starts working in hours
- Starts to kill overnight
- Starts to kill [in] the same day



Roundup® Ready To Use Weed & Grass Killer Plus

EPA Reg. No. 71995-23

- Starts to kill in hours
- Stronger Formula
- Twice as fast
- Twice as strong
- Tougher formula
- Tougher formula kills to the roots
- Tougher formula – 100% more concentrated
- Used by zoo's to effectively control weeds
- Use in &(and) around vegetable gardens
- WATER BASED [icon]
- Works in hours
- Works overnight
- 100% more concentrated
- 100% Stronger



9 7 10

APPENDIX 2 – Packaging Related Claims & Instructions

NET	24 FL OZ (1PT 8 FL OZ) 709 mL;	64 FL OZ (½ GAL) 1.89 L
	2L (67.7 FL OZ) 0.52 GAL;	128 FL OZ (1 GAL) 3.7 L
	4L (135.4 FL OZ) 1.05 GAL;	5 L (170 FL OZ) 1.3 GAL
	6 L (202 FL OZ) 1.58 GAL;	256 FL OZ (2 GAL) 7.7 L

Quick-Connect Sprayer (QCS):

New
 Now
 Quick connect sprayer
 Quick &(and) easy to use
 No leaks or mess
 Easy to store (see back for instructions)

Pull/Lift 'n Spray (PNS):

New
 Now
 No More Tired/Achy Hands from/caused by Trigger Sprayers
 No More Hand Fatigue (Cramping from) caused by Trigger Sprayers
 Fast and(&) easy application, Quickly covers large areas
 The Ergonomic Sprayer
 Larger (Bigger) Size
 33% Larger than 1 Gallon Size
 Refillable (Reusable) Container (Tank Sprayer)
 Easy to Use Tank Sprayer, Adjustable Sprayer
 3-ft extension cord enclosed [in sprayer]

QCS:

- QUICK CONNECT SPRAYER [illustrations]
1. Remove sprayer. Pull cord/tubing ALL THE WAY OUT.
 2. Insert green plug into spout (on cap) until it clicks.
 3. Flip up spout. Open nozzle at end of sprayer.

PNS:

NEW
 NOW
 FAST &(AND) EASY PRESSURE/TANK SPRAYER [illustrations]
 PULL/LIFT 'N SPRAY
 EASY TO ASSEMBLE (AND(&) USE)
 2 SIMPLE STEPS.....

1. Lift/Pull up once on T-grip/handle.
2. Press/Push button and(&) start spraying.

See back panel/label for assembly instructions.

[sticker on sprayer] Unhook (Lift up to remove sprayer). Pull (3ft-extension) cord (tubing) ALL THE WAY OUT.

10 7 10

HOW TO REFILL

This container and sprayer can be reused. Use either *Roundup Concentrate Weed & Grass Killer* or *Roundup Super Concentrate Weed & Grass Killer* to refill the container. Follow the instructions below:

[24 FL OZ]:

To this empty container add 2 fl oz of Roundup Concentrate or 1 fl oz of Roundup Super Concentrate then fill with water very slowly to avoid foaming.

[½ GAL]

To this empty container add 5 fl oz of Roundup Concentrate or 2½ fl oz of Roundup Super Concentrate then fill with water very slowly to avoid foaming.

[GAL]

To this empty container add 10 fl oz of Roundup Concentrate or 5 fl oz of Roundup Super Concentrate then fill with water very slowly to avoid foaming.

[5L/Pull'N Spray]

Remove the entire spraying system and pumping mechanism. To this empty container add 13 fl oz of Roundup Concentrate or 6½ fl oz of Roundup Super Concentrate then fill with water very slowly to avoid foaming.

[6L]

To this empty container add 16 fl oz of Roundup Concentrate or 8 fl oz of Roundup Super Concentrate then fill with water very slowly to avoid foaming.

[2 GAL]

To this empty container add 20 fl oz of Roundup Concentrate or 10 fl oz of Roundup Super Concentrate then fill with water very slowly to avoid foaming.

