







71995-8

7/20/2000


1/23

File 26238-1/Front/Art Folder 26238-1:monsanto/RU Front 10-6-99 DB ALT: 6-9-00 BM ITF, 25%, -63 M

Left & Top Background Prints Black w 4 Color Process, 33% More than 1 Gal. Size Prints 20% Black, 2 White Rules, Refillable Prints Process Match Green 376, Green 341 Box w/White 'Kills The Root' Up © Prints Green 341, Blue 2945 Box w/White 'Ready-To-Use' Keep Out Of Reach Of Children, Caution. Read...label, Net 1.33 Gal. & Active Ing... 99.4%, Print 50% Black All Other Copy & Code Prints Black

	Process Yellow		Process Blue
	Process Magenta		Process Match Pantone 376
	Roundup RTU (Blue) use PMS 2945		Roundup Green (Green) use PMS 341

Roundup Colors ok'd for use by Monsanto in 1996



Kills The Root

**Roundup**<sup>®</sup>  
WEED & GRASS KILLER

Ready-To-Use

KEEP OUT OF REACH OF CHILDREN  
**CAUTION** Read precautions and directions on back label.  
NET 1.33 GAL

Active ingredient: Glyphosate isopropylamine salt  
Other ingredients



ACCEPTED


JUL 20 2000

Under the Federal Insecticide, Fungicide, and Rodenticide Act, as amended, for the pesticide registered under EPA Reg. No 71995-8



100601

Green 341 Background Top Of Label, Pantone Yellow Arrow w/Black Shadow, Copy in Arrow Prints Black  
 Pantone Yellow Crosses w/Black Outline & Numbers, White Boxes w/Black Outline & Line Art, White Copy Under Each Box  
 Up ©. Ready-To-Use Weed & Grass Killer Prints Green 341, Product Facts Box - Green 341 Outline w/Black Shadow And w/ 3 Green 341 Horizontal Rules,  
 Background At Top Of Product Facts Box Is 25% Green 341, Kills Weeds, Weed Art & Where To Use & Four Bullets Prints Green 341  
 Precautionary Statements Hazards To Humans & Dom. Animals Caution., Directions For Use., How It Works., How To Apply, When To Apply, Refill, PNSRW Print Green 341  
 All Other Copy, Codes & Art Print Black



### Pull 'N Spray™

- No Hand Fatigue!
- Continuous, Adjustable Spray!
- No Pumping, Just Pull!

**1**

Insert nozzle into pump handle. Turn the handle clockwise TWICE until the nozzle is locked in place.

**2**

Push handle back to open and pump. Pull the handle DOWN TILL YOU JUST PULL!

**3**

Point nozzle away from body. Un screw nozzle at end of wand. Push button to start spraying. Pull up on "T-handle" and nozzle will start spraying.

## Roundup Ready-To-Use Weed & Grass Killer

KILLS WEEDS

ALL TYPES OF WEEDS & GRASSES

**WHERE TO USE**

- On walkways, patios & driveways
- In flowerbeds & vegetable gardens
- Around shrubs & trees
- Along fences

Questions or Comments  
call 1-800-225-2883  
[www.roundup.com](http://www.roundup.com)

Roundup Ready-To-Use in the Pull 'N Spray delivery system is a faster and easier way to kill weeds in your yard and garden. It has all the advantages of a trigger sprayer without tiring your hand.

**DIRECTIONS FOR USE:** It is a violation of Federal law to use this product in a manner inconsistent with its labeling.

**HOW IT WORKS:** Roundup enters plants through foliage and moves systemically to the roots, killing weeds by stopping the production of a substance found only in plants. Any product not absorbed by plants breaks down into natural materials without moving in or on the soil to untreated plants.

**HOW TO APPLY**

- Point wand away from body. Unscrew nozzle on wand to deliver a narrow or wide spray. Pull up on "T-handle" — DO NOT PUMP. Spray the weeds or grasses you want to kill until thoroughly wet.
- When spot treating weeds in a flower or vegetable garden, shield desirable plants from drift with a piece of cardboard or plastic. If desirable plant is accidentally sprayed, rinse off immediately with water.

**IMPORTANT:** Do not spray plants or grasses you like — they may die too. Not recommended for spot weed control in lawns since Roundup kills lawn grasses.

**WHEN TO APPLY**

- Apply when weeds are actively growing.
- For best results, apply during warm sunny weather (above 60°F).
- Spray when air is calm to prevent drift to desirable plants.
- RAIN-PROOF — Rain or watering 2 hours after application will not wash away effectiveness.
- Weeds usually begin to wilt within hours with complete kill in 1 to 2 weeks. Established weeds may require a repeat application.
- All ornamental flowers, trees and shrubs may be planted 1 day after application.

People and pets may re-enter treated areas after spray has dried. **NOTICE:** Buyer assumes all responsibility for safety and use not in accordance with directions.

**PRECAUTIONARY STATEMENTS**  
**HAZARDS TO HUMANS & DOMESTIC ANIMALS**

**CAUTION:** Causes eye irritation. Avoid contact with eyes or clothing. Wash thoroughly with soap and water after handling.

FIRST AID	
<b>If in eyes</b>	<ul style="list-style-type: none"> <li>• Hold eye open and rinse slowly and gently with water for 15-20 minutes.</li> <li>• Remove contact lenses, if present, after the first 5 minutes, then continue rinsing eyes.</li> <li>• Call a poison control center (1-800-225-2883) or doctor for additional treatment advice.</li> </ul>

**Emergency Medical Information**  
 Have the product container or label with you when calling a poison control center or doctor, or going for treatment. You may contact 1-800-225-2883 for emergency medical treatment information.

**STORAGE:** To store, make sure handle is all the way down. Slide lock to close. DO NOT DISCONNECT WAND FROM HANDLE. Snap wand back in place. Store this product in its original container, in a secure area. Protect container from freezing. **DISPOSAL:** To dispose of partially used or empty container, securely wrap it in several layers of newspaper and discard in trash. In case of SPILL or LEAK, soak up with paper towels and discard in trash. Do not reuse empty container.

**ENVIRONMENTAL HAZARDS:** Do not apply directly to water. Do not contaminate water when disposing of equipment washwaters.

This product is protected by U.S. Patent No. 4,405,531 and No. 5,196,044. Other patents pending. No license granted under any non-U.S. patent(s). Roundup is a trademark of Monsanto Company.  
 ©2000 MONSANTO COMPANY  
 Manufactured for Monsanto Company Lawn and Garden Products  
 P.O. Box 1750, Columbus, OH 43216  
 PPN 21178Y2-21 (2-005-02)  
 EPA Reg. No. 71995-8 EPA Est. 239-1A-31, 58996-MD1A  
 Superscript is first letter of lot number Made in USA

PNSRW





file:26362-1/no hand/art

folder: 26362-1/Monsanto/no hand

color: match green, 803 yellow, black

art: 10-28-99mr

ALT: 6-9-00 db

no  
no . no . no



ACCEPTED

JUL 20 2000

Under the Federal Insecticide, Fungicide, and Rodenticide Act, as amended, for the pesticide registered under 71495-5  
EP

ACCEPTED


JUL 20 2000

Under the Federal Insecticide, Fungicide, and Rodenticide Act, as amended, for the pesticide

5/23

# IMPORTANT!

1. Cap does not unscrew.
2. Insert white plug firmly into "T-handle" until it clicks TWICE (black "O" ring should not be visible).



**33%  
MORE**  
than 1 Gal Size

**Kills The Root**

# Roundup®

**WEED & GRASS KILLER**

**Ready-To-Use**

**KEEP OUT OF REACH OF CHILDREN**  
**CAUTION** Read precautions and directions on back label  
**NET 1.33 GAL**

Active ingredient:  
Glyphosate isopropylamine salt  
Other ingredients

25741




21178 0200 11006-02


- 1 Insert white plug firmly into "T-handle" until it clicks **TWICE** (black "O" ring should not be visible).
- 2 Slide white lock to open and pull up on "T-handle". **DO NOT PUMP - JUST PULL!**
- 3 Unscrew nozzle at end of wand to adjust spray. 2117813-35

**Pull 'N Spray™**


- No Hand Fatigue!
- Continuous, Adjustable Spray!
- No Pumping, Just Pull!



1



2



3

Insert white plug firmly into T-handle until it clicks **TWICE** (black "O" ring should not be visible).

Slide white lock to open and pull up on T-handle. **DO NOT PUMP - JUST PULL!**

Point wand away from body. Unscrew nozzle at end of wand to adjust spray. Push button to start spraying. Pull up on T-handle again as needed to continue spraying.

## Roundup Ready-To-Use Weed & Grass Killer

**Product Facts**

**KILLS WEEDS**



ALL TYPES OF WEEDS & GRASSES

**WHERE TO USE**

- On walkways, patios & driveways
- In flowerbeds & vegetable gardens
- Around shrubs & trees
- Along fences

Questions or Comments call 1-800-225-2883  
www.roundup.com

Roundup Ready-To-Use in the Pull 'N Spray delivery system is a faster and easier way to kill weeds in your yard and garden. It has all the advantages of a trigger sprayer without tiring your hand.

**DIRECTIONS FOR USE:** It is a violation of Federal law to use this product in a manner inconsistent with its labeling.

**HOW IT WORKS:** Roundup enters plants through foliage and moves systemically to the roots, killing weeds by stopping the production of a substance found only in plants. Any product not absorbed by plants breaks down into natural materials without moving in or on the soil to untreated plants.

**HOW TO APPLY**

- Point wand away from body. Unscrew nozzle on wand to deliver a narrow or wide spray. Pull up on "T-handle" — **DO NOT PUMP.** Spray the weeds or grasses you want to kill until thoroughly wet.
- When spot treating weeds in a flower or vegetable garden, shield desirable plants from drift with a piece of cardboard or plastic. If desirable plant is accidentally sprayed, rinse off immediately with water.

**IMPORTANT:** Do not spray plants or grasses you like — they may die too. Not recommended for spot weed control in lawns since Roundup kills lawn grasses.

**WHEN TO APPLY**

- Apply when weeds are actively growing.
- For best results, apply during warm sunny weather (above 60°F).
- Spray when air is calm to prevent drift to desirable plants.
- **RAIN-PROOF** — Rain or watering 2 hours after application will not wash away effectiveness.
- Weeds usually begin to wilt within hours with complete kill in 1 to 2 weeks. Established weeds may require a repeat application.
- All ornamental flowers, trees and shrubs may be planted 1 day after application.

 People and pets may re-enter treated areas after spray has dried. **NOTICE:** Buyer assumes all responsibility for safety and use not in accordance with directions.

**PRECAUTIONARY STATEMENTS**  
**HAZARDS TO HUMANS & DOMESTIC ANIMALS**

**CAUTION:** Causes eye irritation. Avoid contact with eyes or clothing. Wash thoroughly with soap and water after handling.

FIRST AID	
<b>If in eyes</b>	<ul style="list-style-type: none"> <li>• Hold eye open and rinse slowly and gently with water for 15-20 minutes.</li> <li>• Remove contact lenses, if present, after the first 5 minutes, then continue rinsing eyes.</li> <li>• Call a poison control center (1-800-225-2883) or doctor for additional treatment advice.</li> </ul>
Emergency Medical Information	
<p>Have the product container or label with you when calling a poison control center or doctor, or going for treatment. You may contact 1-800-225-2883 for emergency medical treatment information.</p>	

**STORAGE:** To store, make sure handle is all the way down. Slide lock to close. **DO NOT DISCONNECT WAND FROM HANDLE.** Snap wand back in place. Store this product in its original container, in a secure area. Protect container from freezing. **DISPOSAL:** To dispose of partially used or empty container, securely wrap it in several layers of newspaper and discard in trash. In case of **SPILL** or **LEAK**, soak up with paper towels and discard in trash. Do not reuse empty container.

**ENVIRONMENTAL HAZARDS:** Do not apply directly to water. Do not contaminate water when disposing of equipment washwaters.

This product is protected by U.S. Patent No. 4,406,531 and No. 5,196,344. Other patents pending. No license granted under any non-U.S. patents. Roundup is a trademark of Monsanto Company.  
©2000 MONSANTO COMPANY  
Manufactured for Monsanto Company Lawn and Garden Products  
P.O. Box 1750 Columbus, OH 43216  
PPN 2117812-21 (2-006-02)  
EPA Reg. No. 71955-8 EPA Est. 239-IA-3 58996-M01\*  
Superscript is first letter of lot number Made in USA

**PNSRW**



7/23

Roundup® L & G READY-TO-USE Fast Acting Formula Grass & Weed Killer  
EPA Reg. No. 71995-8

[ABN] Roundup Ready-To-Use Weed & Grass Killer  
[ABN] Roundup Fence & Yard Edger

[Editorial Notes: Bracketed text [ ] is for internal use or serves as a 'place holder' for graphics. Text in parenthesis ( ) is optional wording.]

[Refer to APPENDIX 1 for consolidated list of Roundup label claims and for claims specific to the Roundup / Weed-B-Gon combination product offering.]

[Refer to APPENDIX 2 for packaging related claims and instructions.]

**Roundup® L&G Ready-To-Use Fast Acting Formula  
Grass & Weed Killer**

Active Ingredient  
Glyphosate, isopropylamine salt.....0.96%  
Other Ingredients.....99.04%

**KEEP OUT OF REACH OF CHILDREN  
CAUTION**

Read precautions and directions on back label.

[Text for outer packaging] See product container for additional precautionary statements and directions for use.

**ACCEPTED**  
JUL 20 2000  
Under the Federal Insecticide,  
Fungicide, and Rodenticide Act,  
as amended, for the pesticide  
registered under  
EPA Reg. No 71995-8

NET \_\_\_\_\_



8/23

[graphics of weeds dying in 1-7 days]  
[water droplet] water based

Roundup Ready-To-Use is pre-mixed and pre-measured. It will kill almost all annual and perennial weeds, grasses and other unwanted plants. Ideal for tough to reach weeds found in flower beds and vegetable gardens. Use on driveways and walkways, or around fences, trees, flower beds, shrubs and other areas in your yard.

**HOW IT WORKS**

Roundup kills weeds by stopping the production of a substance found only in plants. It enters plants through foliage and moves systemically down to the roots. Roundup will kill almost all annual and perennial weeds, grasses and other unwanted plants. Roundup enters plants through foliage and moves systemically to the roots, killing weeds by stopping the production of a substance found only in plants. Any product not absorbed by plants breaks down into natural materials. Roundup will not move in or on the soil to untreated plants.  
(Any product not absorbed by plants breaks down into natural materials without moving in or on the soil to untreated plants.)

**CONTROLS ALL WEEDS AND GRASSES INCLUDING:**

Barnyardgrass, Bermudagrass, Thistle, Chickweed, Common Ragweed, Dandelion, Fescues, Johnsongrass, Clover and Yellow Nutgrass and many other annual and perennial grasses, weeds, sedges and brush. (or)

**CONTROLS WEEDS AND GRASSES INCLUDING:**

General Weed Control (Annuals)

Annual Bluegrass	Fiddleneck	Pennsylvania
Annual Ryegrass	Fall Panicum	Smartweed
Barnyardgrass	Field Pennycress	Prickly Lettuce
Beggarweed	Field Sandbur	Prostrate Spurge
Black Medic	Filaree	Puncture Vine
Blue Toadflax	Florida Pusley	Redroot Pigweed
Brassbuttons	Foxtail	Sandspur
Blue Mustard	Goosegrass Garden	Shepherdspurse Smooth
Buttercup	Spurge	Catsear
Bromegrass	Horseweed/marestail	Smooth Pigweed
Bur Clover	Henbit	Sowthistle
Chickweed	Knotweed	Spotted Spurge
Common Groundsel	Lambsquarters	Tansy Ragwort
Common Plantain	Little Bittercress	Tansy MustardTeaweed



9/23

Roundup® L & G READY-TO-USE Fast Acting Formula Grass & Weed Killer  
EPA Reg. No. 71995-8

Crabgrass	London Rocket	Texas Panicum
Creeping Beggarweed	Maiden Cane	Tumble Mustard
Diffuse Lovegrass	Mallow	Sprangletop
Dog Fennel	Mayweed	Witchgrass
Evening Primrose	Mouseear Chickweed	Wild Mustard
False Dandelion	Oxalis	

Tough Weed Control (Perennials, Brush)

Alder	Guineagrass	Purple Nutsedge
Artichoke Thistle	Honeysuckle	Quackgrass
Bahiagrass	Horsenettle	Quaking Aspen
Bentgrass	Horseradish	Ragweed
Bermudagrass	Iceplant	Raspberry
Blackberries	Johnsongrass	Red Clover
Broadleaf Plantain	Kentucky Bluegrass	Smooth Bromegrass
Canada Thistle	Kikuyugrass	St. Augustinegrass
Cattail	Knapweed	Sumac
Ceanothus	Kudzu	Tall Fescue
Cherry species	Lantana	Timothy
Cocklebur	Milkweed	Torpedograss
Cogongrass	Multiflora Rose	Trumpetcreeper
Common Mullein	Nightshade, silverleaf	Vaseygrass
Common Ragweed	Nimblewill	Virginia Creeper
Coyote Brush	Nutsedge	Virginia Creeper
Creeping Bentgrass	Oak species	White Clover
Creeping Charlie	Oldenlandia	Whitetop
Curly dock	Orchardgrass	Wild Barley
Dallisgrass	Oxalis	Wild Oats
Dandelion	Pampasgrass	Wild Sweet Potato
Dewberry	Pennywort	Willow
Elderberry	Perennial Ryegrass	Yellow Nutgrass
False Dandelion	Poison Hemlock	Yellow Starthistle
Fescue species	Poison Ivy	Zoysia
Field Bindweed	Poison Oak	
(Wild Morningglory)	Primrose	

☎ For additional weeds controlled by this product call 1-800-225-2883.

DIRECTIONS FOR USE:

It is a violation of Federal law to use this product in any manner inconsistent with its labeling.

10/23

READ ENTIRE LABEL. USE STRICTLY IN ACCORDANCE WITH LABEL PRECAUTIONARY STATEMENTS AND DIRECTIONS.

<b>Product Facts</b>	
Container treats over 'x' weeds. [Rate equals >200 weeds per 24 oz]	
<b>Kills Weeds</b>	<i>[illustrations]</i> ALL TYPES OF WEEDS & GRASSES
<b>Where to Use</b>	<ul style="list-style-type: none"> <li>• On walkways, patios &amp; driveways</li> <li>• In flower beds &amp; vegetable gardens</li> <li>• Around shrubs &amp; trees</li> <li>• Along fences</li> <li>• For lawn renovation</li> <li>• Edging around lawns</li> <li>• In large areas - For lawn replacement For garden plot preparation</li> </ul>
<p><b>Product Info</b>                  Call 1-800-225-2883 <a href="http://www.roundup.com">www.roundup.com</a>  <b>Medical Info</b>                  Call 1-800-454-2333                  [or]                  Questions, Comments or Medical Information                  call 1-800-225-2883 <a href="http://www.roundup.com">www.roundup.com</a></p>	

**WHERE TO USE**

Use as an edger along driveways, fences, cracks in sidewalks, and around ornamentals, trees and shrubs. Also use for larger areas such as brick and gravel walkways and patios. Roundup can be used over the root zone of desirable plants without injury.

**WHEN TO USE**

Use anytime weeds and grasses are actively growing. Treated weeds usually show initial symptoms within hours and complete kill in 1 to 2 weeks. Larger more established weeds may take up to 4 weeks for a complete kill. Roundup works best in warm sunny weather with daytime temperature above 60° F. Reapply if it rains within 2 hours after application. If hard-to-control weeds are not killed within 4 weeks, reapply.

**WHEN TO APPLY**

11/23

**Roundup® L & G READY-TO-USE Fast Acting Formula Grass & Weed Killer**  
EPA Reg. No. 71995-8

- Apply when weeds are actively growing. Use anytime weeds (and/& grasses) are actively growing.
  - For best results apply during warm sunny weather (above 60° F).
  - Spray/Apply when air is calm to prevent drift to desirable plants.
  - Roundup is RAIN-PROOF™ in 2 hours. Rainfall 2 hours after application will not wash away effectiveness. (or) RAIN-PROOF – Rain or watering 2 hours after application will not wash away effectiveness.
  - Apply when weeds are small and/& before seeds form.) Weeds yellow and wilt within hours with complete kill in 1 to 2 weeks. Weeds usually begin to wilt within hours with complete kill in 1 to 2 weeks. Established weeds may require a repeat application.
  - All ornamental flowers, trees & shrubs may be planted **1 day after** application. Treated weeds usually show symptoms within 24 hours with complete kill in 1-2 weeks. Larger, more established weeds may take up to 4 weeks for a complete kill. Roundup works best in warm sunny weather with daytime temperatures above 60°F. Reapply if it rains within 2 hours after application or if regrowth occurs.

To treat individual weeds adjust the nozzle to a coarse spray. Spray when air is calm. Position sprayer tip approximately 1-2 feet from weeds and apply until completely covered.

**IMPORTANT:** Roundup is an all-purpose weed and grass killer which will kill almost all plants contacted. If necessary, use cardboard or plastic to shield desirable plants. If plants are accidentally sprayed, rinse off immediately with water. Do NOT use for spot weed control in lawns since Roundup kills all green plants, including lawn grass.

Sprayed areas can be replanted with ornamentals or flowers the/ 1 day after treatment.

**HOW TO APPLY**

- Adjust nozzle to a coarse spray.
- Spray weeds or grasses you want to kill until thoroughly wet.

[Instructions for Pull 'N Spray]

- Point wand away from body. Unscrew nozzle on wand to deliver a narrow or wide spray. Pull up on 'T-handle' - DO NOT PUMP. Spray the weeds or grasses you want to kill until thoroughly wet.
- When spot treating weeds in a flower or vegetable garden, shield desirable plants from drift with a sheet (piece) of cardboard or plastic. If desirable plant is accidentally sprayed, rinse off immediately with water.

[Instructions for Edger Applicator]

Remove top cap.

12/23

**Roundup® L & G READY-TO-USE Fast Acting Formula Grass & Weed Killer**  
EPA Reg. No. 71995-8

- Tighten the built-in sprinkler applicator .
- To use as an edger:
- Turn jug upside down.
  - Walk slowly holding jug 2 - 6 inches above the ground or weeds.
  - Apply product to thoroughly cover unwanted vegetation.
  - One gallon will cover a band 2 inches wide and 1200 feet long.

To control weeds in larger areas, such as brick or gravel walks and patios:

- Turn jug upside down.
- Hold jug about waist high to apply.
- Adjust the width of the spray pattern to cover weeds by raising or lowering the jug.

**IMPORTANT:** Do not spray plants or grasses you like - they may die too. Not recommended for spot weed control in lawns since Roundup kills lawn grasses.

**WHERE TO USE (or) ADDITIONAL TIPS**

**For General Weed Control:** Use along fences, paths, patios, sidewalks and driveways, around trees, shrubs, and ornamental plantings and flower beds, around buildings, and in brick and gravel walkways. Use to trim and edge landscape areas. Do **NOT** use for spot weed control in lawns since Roundup kills all green plants, including lawn grass.

**For Spot Spraying:** Use on actively growing weeds in and around flower beds, ornamental trees, fruit and nut trees, grapevines, shrubs, fences, driveways and walkways. Spray when air is calm. Make sure Roundup does not contact the leaves, green stems, or exposed roots of plants you don't want to kill. If necessary, use cardboard or plastic to shield plants. Roundup will not move in or on the soil to untreated plants. If Roundup is used to control weeds around fruit or nut trees or grapevines, allow 21 days before eating the fruit or nuts.

**For Landscaping:** Use to prepare areas for planting of ornamentals, trees, shrubs, desert landscapes, rock gardens, flower beds or similar plantings. Treated areas can be replanted 1 day after treatment.

**For Wildlife Areas:** Use to prepare areas for planting wildlife food. Exotic or undesirable plants can be controlled to allow for planting or recovery of native plant species. Spot treatments can be made to selectively remove unwanted plants. Be careful to keep spray off desirable plants.

**For Lawn Renovation (Or) Replacement**

- Use Roundup to kill lawn and weeds before planting new lawn (or)

13/23

**Roundup® L & G READY-TO-USE Fast Acting Formula Grass & Weed Killer**  
**EPA Reg. No. 71995-8**

- Use Roundup to kill existing weeds and grasses including the old lawn. (or)
- For lawn replacement use Roundup to kill lawn and weeds before planting new lawn.
- For best results, apply in Spring or Fall, when daytime temperatures are at least 60° F.
- Under dry conditions, water lawn every other day for a week before using Roundup. (or)
- Roundup works best when grass is actively growing
- If soil is dry, water before application and 2 or 3 days after application.
- Skip one mowing before spraying. (or)
- Do not mow for 7 days before or after treatment.
- If green patches remain after 7 days, reapply. (or)
- Wait 7 days after (the last) application to rake, till or plant with seed or sod. (or)
- After 7 days, prepare the soil for planting by raking or rototilling the lawn. (or)
- Rake up and remove loosened thatch or debris.
- Mix in starter fertilizer and other amendments, if needed. Level the soil.
- Apply seed according to directions on seed package, or install sod. Grass seed must have a good contact with soil to germinate and grow.
- Keep area moist for 2 weeks, to establish new lawn, then water as needed.

**To Kill Vines**

If vine is growing up a pole, fence or mature tree trunk, cut vine to a height of 3 to 4 feet and spray to thoroughly cover remaining vine. If vine is climbing a shrub or immature (green) tree trunk, to avoid damage to these plants, cut vine at base and spray its regrowth. Shield shrub and green trunk from spray drift with a sheet of cardboard or plastic. (or)

If vines are growing up poles, fences, or tree trunks with mature bark, cut vines to a height of 3 to 4 ft and spray vines thoroughly. If vines are climbing shrubs, or tree trunks with green bark, cut vines at base and spray regrowth. Shield shrubs and green bark from spray drift with a sheet of cardboard or plastic.

**For Brush Control:** Use when brush is green and growing. If plants are taller than 5 feet, cut back and spray regrowth. Brush sprayed in the fall may not be fully controlled until the following season. Hard-to-control species such as Blackberry, Kudzu, or Poison Oak may require a second application.

**Stump Treatment:** Stumps can be treated to prevent regrowth. For best results, treat when the vegetation is actively growing and within 5 minutes of being cut down.

- Cut the stump close to the soil surface.
- Drive 4-5 nail holes into the stump.
- Flood the stump with undiluted product.

14/23

Roundup® L & G READY-TO-USE Fast Acting Formula Grass & Weed Killer  
EPA Reg. No. 71995-8

This treatment will control or suppress many types of woody brush and trees, such as alder, bluegum eucalyptus, madrone, oak, giant reed, saltcedar, sweetgum, and tan oak.

**RE-SEEDING AND REPLANTING IN SPRAYED AREAS**

**Ornamentals and Flowers** - May be reseeded or replanted the next day.

**Vegetables** - To plant listed vegetables, wait 3 days after spraying, before seeding or transplanting. For tomato transplants or unlisted vegetables, wait 30 days after spraying. (or) \***Note:** Tomatoes planted from seed only. Wait 30 days for rooted transplants.

Beans	Gourds	peas
beet greens	honeydew melon	pepper
broccoli	honey ball melon	Persian melon
brussels sprouts	horseradish	potato
cabbage	Jerusalem artichoke kale	pumpkin
cantaloupe	kohlrabi	radish
carrot	leek	rhubarb
cauliflower	lentils	rutabaga
casaba melon	lettuce	spinach
celery	mango melon	summer squash
chard (Swiss)	melons	sweet potato
chicory	muskmelon	tomatillo
collards	mustard greens	tomato*
corn	okra	turnip
Crenshaw melon	onion	watercress
Cucumber	rape greens	watermelon
Eggplant	parsley	winter squash
Endive	parsnips	yams
Garlic		

**Small Fruits and Berries:** The following listed crops may be planted by seed, rooted cutting, or transplant 7 days after spraying Roundup. For unlisted small fruit and berries, wait 30 days after spraying.

blackberry	currant	huckleberry
black raspberry	dewberry	loganberry
blueberry	elderberry	olallieberry
boysenberry	gooseberry	red raspberry.

Roundup® L & G READY-TO-USE Fast Acting Formula Grass & Weed Killer  
EPA Reg. No. 71995-8

15/23

**Fruit and Nut Trees, Caneberries or Grapevines:** If Roundup is used to control weeds around fruit or nut trees, caneberries or grapevines, allow 21 days before eating the fruits or nuts.

For tropical fruits or special ornamental plants call for specific information 1-800-225-2883. (or) For tropical fruits, special ornamental plants or specific weeds controlled by this product call 1-800-225-2883.

[Alternate replanting instructions text.]

**WHEN TO REPLANT**

- All ornamental flowers, trees and shrubs may be planted **1 day after** application.
- The following fruits, vegetables and herbs may be planted **3 days after** application:  
Beans, Beet Greens, Broccoli, Brussels Sprouts, Cabbage, Carrot, Cauliflower, Celery, Chard (Swiss), Chicory, Collards, Corn, Cucumber, Eggplant, Endive, Garlic, Gourds, Horseradish, Jerusalem Artichoke, Kale, Kohlrabi, Leek, Lentils, Lettuce, Melons, Mustard Greens, Okra, Onion, Rape Greens, Parsley, Parsnips, Peas, Pepper, Potato, Pumpkin, Radish, Rhubarb, Rutabaga, Spinach, Squash, Sweet Potato, Tomatillo, Tomato (by seed), Turnip, Watercress & Yams.
- Lawn grasses and the following berries may be planted **7 days after** application:  
Blackberry, Black Raspberry, Blueberry, Boysenberry, Currant, Dewberry, Elderberry, Gooseberry, Huckleberry, Loganberry, Olallieberry & Red Raspberry (or) Raspberry (Red & Black).
- Tomatoes from transplant and unlisted fruits, vegetables & /and herbs may be planted **30 days after** application.

**REUSE AND REFILL INSTRUCTIONS:**

Refill **ONLY** with Roundup Concentrate and Super Concentrate Weed & Grass Killer. Do not use this bottle for other products.

[Alternate text] To refill/ Refill / For Refilling

**[24 fl oz]**

To refill: Add 3 Tablespoons of Roundup Concentrate Weed & Grass Killer or 4 teaspoons of Roundup Super Concentrate Weed & Grass Killer to this empty 24 fl oz bottle. Then add 24 fl oz (3 cups) clean tap water and use according to the label directions. [or] To this empty container add 3 cups of water then 3 Tbs of Roundup Concentrate or 4 tsp of Roundup Super Concentrate.

**[64 fl oz]**

To refill: Add 7 Tablespoons (3 1/2 fl oz) of Roundup Concentrate Weed & Grass Killer or 3 Tablespoons (1 1/2 fl oz) of Roundup Super Concentrate Weed & Grass Killer to this empty 64 fl oz bottle. Then add 64 fl oz (1/2 gal) clean tap water and use

16/23

**Roundup® L & G READY-TO-USE Fast Acting Formula Grass & Weed Killer**  
**EPA Reg. No. 71995-8**

according to the label directions. [or] To this empty container add ½ gallon of water then 3 ½ fl oz (7 TBS) of Roundup Concentrate or 1 ½ fl oz (3 TBS) of Roundup Super Concentrate.

**[128 oz bottle]**

To refill: Add 7/8 cup (7 fl oz) of Roundup Concentrate Weed & Grass Killer or 6 Tablespoons (3 fl oz) of Roundup Super Concentrate Weed & Grass Killer to this empty 128 fl oz bottle. Then add 128 fl oz (1 gal) clean tap water and use according to the label directions. [or] To this empty container add 1 gallon of water then 7 fl oz (14 Tbs) of Roundup Concentrate or 3 fl oz (6Tbs) of Roundup Super Concentrate.

**[1.58 gal (202 fl oz) container]**

Refill: To this empty container add 192 fl oz (1 ½ gal) of water then 10 ½ fl oz [4/20/98 Notification] (21 Tbs) of Roundup Concentrate or 4 ½ fl oz (9 Tbs) of Roundup Super Concentrate.

[REENTRY ICON] People and pets may re-enter treated areas after spray has dried.

**STORAGE AND DISPOSAL**

**STORAGE:** [For RTU/Nested/Edger Sprayer] Flip down spout to close. NO NEED TO DISCONNECT TRIGGER SPRAYER. Close nozzle on trigger sprayer. Snap sprayer back in place. Store this product in its original container, in a secure area. Protect container from freezing.

[For Pull 'N Spray]

To store, make sure handle is all the way down. Slide lock to close. DO NOT DISCONNECT PLUG/WAND FROM HANDLE. Snap wand back in place. Store product in its original container, in a secure area. Protect container from freezing.

[Alternate text for Pull 'N Spray] To store, make sure 'T-handle' is all the way down. Slide lock to close. DO NOT DISCONNECT WAND FROM HANDLE. Snap wand back in place. Store this product in its original container, in a secure area. Protect container from freezing.

**DISPOSAL:** To dispose of partially used or empty container, securely wrap it in several layers of newspaper and discard in trash. In case of SPILL or LEAK, soak up with paper towels and discard in trash. Do not reuse container. [optional text for refill instructions]. Do not reuse empty container except for refill in accordance with refill instructions.



**Roundup® L & G READY-TO-USE Fast Acting Formula Grass & Weed Killer**  
**EPA Reg. No. 71995-8**

17/23

[For Pull 'N Spray] Do not reuse empty container. Securely wrap partially filled or empty container in newspaper and put in trash.

[24 oz container] DO NOT REUSE SPRAY BOTTLE EXCEPT FOR REFILL IN ACCORDANCE WITH DIRECTIONS ON THE ROUNDUP® QUIK STIK GRASS & WEED KILLER LABEL. If NOT used for refill, rinse thoroughly before discarding in trash. [Refill language is optional]

**PRECAUTIONARY STATEMENTS**

**HAZARDS TO HUMANS & DOMESTIC ANIMALS**

**CAUTION:** Causes eye irritation. Avoid contact with eyes or clothing. Wash thoroughly with soap and water after handling.

FIRST AID	
<b>If in eyes</b>	<ul style="list-style-type: none"> <li>• Hold eye open and rinse slowly and gently for 15-20 minutes.</li> <li>• Remove contact lenses, if present, after first 5 minutes, then continue rinsing eyes.</li> <li>• Call a poison control center (1-800-225-2883 or 1-888-768-6387 or 1-888-Roundup) or doctor for additional treatment advice.</li> </ul>
Emergency Medical Information	
<p>Have the product container or label with you when calling a poison control center or doctor, or going for treatment. You may contact 1-800-225-2883 (1-888-768-6387 or 1-888-Roundup) for emergency medical treatment information.</p>	


**ENVIRONMENTAL HAZARDS**

Do not apply directly to water. Do not contaminate water when disposing of equipment washwaters.

**NOTICE:** BUYER ASSUMES ALL RESPONSIBILITY FOR SAFETY AND USE **NOT** IN ACCORDANCE WITH DIRECTIONS.

Specially formulated for residential use.

This product is protected by U.S. Patents No. 4,405,531 and No. 5,196,044. Other patents pending. No license granted under any non-U.S. patent(s).




18/23

**Roundup® L & G READY-TO-USE Fast Acting Formula Grass & Weed Killer**  
EPA Reg. No. 71995-8

☒ Medical Information call 1-800-454-2333  
Product Information call 1-800-225-2883  
(Questions, Comments or Medical Information  
call 1-800-225-2883)  
www.roundup.com

® Trademark of Monsanto Company  
© \_\_\_\_ MONSANTO COMPANY

Manufactured for  
Monsanto Company, Lawn & Garden Products  
P.O. Box 1750  
Columbus, OH 43216  
Form \_\_\_\_  
EPA Reg. No. 71995-8  
EPA Est. 239-IA-3<sup>1</sup>, 58996-MO-1<sup>A</sup>  
Superscript is first letter of lot number  
Made in USA



19/23

Roundup® L & G READY-TO-USE Fast Acting Formula Grass & Weed Killer  
EPA Reg. No. 71995-8

APPENDIX 1 – Consolidated List of Label Claims

[Claims for all packaging options]

- Guaranteed results with one application.
- Ready-to-use, no mixing. Covers xx sq ft [varies with container size]
- Does not have soil activity
- Kills unwanted weeds and grasses, roots and all
- Spray weeds in and around fences, trees, driveways, flower beds, walkways, shrubs, and for lawn renovation. [This "lawn renovation" phrase not for 24 oz container size.]
- Kills the root. Kills the root so weeds don't come back.
- Kills weeds and grasses, roots and all.
- See results in 24 hours,
- Ornamentals and Flower Beds.
- Easy-to-use Applicator.
- Spot treatment for lawn replanting,
- All Purpose Weed & Grass Killer.
- No leaks or mess. Easy to store (see back for instructions)
- Starts working overnight. Starts to kill overnight. Works overnight.
- Starts working in hours. See results in hours. Starts to kill in the same day.
- Begins working in hours. Starts to kill in hours. Works in hours
- Kills weeds dead ... breaks down into natural materials.
- Rainproof in two hours for control that won't (doesn't) wash away.
- New/Now rainproof.
- New/Now improved.
- Now approved for use in vegetable gardens.
- Ideal for vegetable garden weed control.
- Water Based,
- Kills weeds and grasses, roots and all on contact.
- Multipurpose Grass & Broadleaf Weed Control
- Completely kills even the toughest weeds and grasses.
- Use to prepare sites for large plantings, for planting flower beds, fruit trees, ornamentals, vegetables, garden sites and renovating lawns
- Kills / spray weeds in flower beds and around fences, trees, shrubs, driveways, walkways and shrubs, in and around fences, patios, paths, sidewalk cracks, walkways.
- For general weed control - kills weeds and grasses in 2 to 4 weeks - roots & all
- Can Reseed or Sod Lawns 7 Days After Treatment [For lawn renovation and large area treatments]
- Lawns and gardens can be reseeded or planted soon after treatment (day after treatment) [spot treatment and small areas]
- Ornamental gardens can be reseeded or planted 1 day after treatment

Roundup® L & G READY-TO-USE Fast Acting Formula Grass & Weed Killer  
EPA Reg. No. 71995-8

20/23

Satisfaction guaranteed or your money back with proof of purchase

Apply Roundup, Rainfast starts working immediately

Visible Results In 2 to 4 Days

Guaranteed same effective results even if it rains within hours

New formulation enters the plant within one to two hours, won't wash off

Quick uptake, eliminates weather concerns,

Rainfast in hours - enters the plant on contact

New and Improved Formulation -Now Rainfast - Fast Uptake

Works first time, every time, Kills the weed you see and the root you don't

Approved for most/ many lawn and garden uses, Can be used around small fruits and vegetables

Roundup for the patio and driveway.

Kills weeds (and grasses) in patios, driveways, sidewalks and other non-lawn areas.

Kills weeds and grasses down to the root.

Rainproof in two (2) hours.

Rainproof in hours.

Rainfast in 2 hours for control that doesn't wash away (won't wash away).

Does not have soil activity, Controls existing weeds, is not a preemergent

Kills unwanted weeds and grasses, roots and all, kills to the root, kills weeds roots and all,

Quick Kill, Total Kill, No Odor,

Use in and around fences, trees, driveways, ornamentals, patios, walkways, and shrubs.

Use over the root zones of trees, shrubs or desirable plants


Kills the root so weeds don't come back

Ready-to-use, no mixing.

No Measuring

Use along fences, driveways, walkways, around shrubs, trees, around ornamentals.

No Root, No Weed, No Problem



21/23

Roundup® L & G READY-TO-USE Fast Acting Formula Grass & Weed Killer  
EPA Reg. No. 71995-8

APPENDIX 2 – Packaging Related Claims & Instructions

NET xx fl oz (qt or gal) (mL or L)

New! Larger Size,  
Refillable  
Now! Larger/Bigger Size  
Now 33% Larger than 1 Gallon Size.  
25% More Free, Now Bigger Size

This (24, 64 or 128 fl oz) bottle can be refilled using Roundup Concentrate Weed & Grass Killer or Roundup Super Concentrate Weed & Grass Killer. (See bottle label for specific instructions.)

**[24 oz container size.]**

This 24 oz bottle can be REFILLED with one tablet of Roundup Quik Stik Grass & Weed Killer. See Storage and Disposal section for more information.

**[Quick Connect Sprayer]**

New quick click sprayer  
New quick connect sprayer, Quick & easy to use  
3-ft extension cord/tubing enclosed (in sprayer).

See sprayer for Directions


- 1 [illustration] Remove this sprayer and pull cord ALL THE WAY OUT.
- 2 [illustration] Insert green plug into spout (on cap) until it clicks. THEN flip spout up.
- 3 [illustration] Open nozzle at end of sprayer.

**[Alternate instructions for assembly of Quick Connect Sprayer]**

- 1. Remove sprayer and pull cord ALL THE WAY OUT.
- 2. Insert green plug into spout (on cap) until it clicks.
- 3. Flip up spout. Open nozzle at end of sprayer.

**[Claims for club size packaging]**

Great Value for Big Jobs  
Kills more weeds in more places  
sidewalks, patios, vegetable and herb gardens  
mulch areas, flowerbeds  
2400 Applications  
2 - 6 L Ready-To-Use Bottles included.  
Value Pack  
Use in more places



22/23

Roundup® L & G READY-TO-USE Fast Acting Formula Grass & Weed Killer  
EPA Reg. No. 71995-8

sidewalks, patios, vegetable and herb gardens  
mulch areas, flowerbeds

Contains up to 4800 applications / Treats up to 4800 weeds.

**[Pull 'N Spray Applicator Claims]**

NOW NO HAND FATIGUE with Pull 'N Spray

Pull 'N Spray

NO HAND FATIGUE

Continuous, Adjustable Spray

No pumping, just pull

Roundup Ready-To-Use Weed & Grass Killer / Roundup Ready-To-Use in the Pull 'N

Spray delivery system is the faster and easier way to kill weeds in your yard and garden. It gives all the advantages of a trigger spray bottle without tiring your hand.

No More Tired/Achy Hands from/caused by Trigger Sprayers

No More Hand Fatigue/Cramping from/caused by Trigger Sprayers

Fast and/& easy application. Quickly covers large areas.

The Ergonomic Sprayer.

Easy to use Tank Sprayer, Adjustable Sprayer.

No pumping, Just Pull

NOW Fast &/and Easy Pressure/Tank Sprayer [illustrations].

NOW PULL 'N SPRAY

EASY TO ASSEMBLE (AND/& USE)

Now! Lawn Renovation

Now! Garden Preparation

Now! Controls Stumps and Vines

**[PNS Assemble Instructions]**

**IMPORTANT!**

1. Cap does not unscrew

2. Insert [color] plug firmly into 'T-handle' until it clicks **TWICE** (black 'O'-ring should not be visible)

[Assembly illustrations]

1. Insert [color] plug firmly into 'T-handle' until it clicks **TWICE** (black 'O'-ring should not be visible)

2. Slide [color] lock to open and pull up the 'T-handle'. **DON'T PUMP -- JUST PULL!**

3. Point wand away from body. Unscrew nozzle at end of wand to adjust spray. Push button to start spraying. Pull up on 'T-handle' again as needed to continue spraying.

**[PNS Wand Assembly Instructions]**

23/23

**Roundup® L & G READY-TO-USE Fast Acting Formula Grass & Weed Killer**  
EPA Reg. No. 71995-8

1. Insert [color] plug firmly into 'T-handle' until it clicks **TWICE** (black 'O'-ring should not be visible)
2. Slide [color] lock to open and pull up the 'T-handle'. **DON'T PUMP – JUST PULL!**
3. Unscrew nozzle at end of wand to adjust spray.

**[Fence & Yard Edger Specific Claims]**

Easy to Use Applicator, Convenient Applicator, The Container is the Applicator,  
Covers 1200 Linear Feet,  
Built - in applicator.

Roundup Fence & Yard Edger has a built-in applicator that makes it easy to use for  
trimming and edging along driveways and walkways, or around fences, trees,  
flower beds, shrubs and other areas in your yard.

[Optional text that may be used when this product is packaged together with **Weed-B-Gon Weed Killer**, EPA Reg No: 239-2499]

It takes two (2.)

For a beautiful weed free lawn and garden.

Use Weed-B-Gon and Roundup for a weed-free lawn and garden all season.

Weed-B-Gon kills lawn weeds, not the lawn.

Weed-B-Gon kills weeds, not the lawn.

Weed-B-Gon kills weeds not lawns.

ORTHO® WEED-B-GON® for the lawn.

For a beautiful Weed-Free Lawn & Garden

Use Roundup and Weed-B-Gon to control weeds everywhere around (or in) your lawn  
and garden.

Kills broadleaf weeds in your lawn.

Won't harm most lawn grasses.

Ideal for spot treating individual lawn weeds.

FREE WEED-B-GON

FREE SAMPLE!

Try ORTHO® WEED-B-GON® and treat up to 50 weeds for free.

FREE ORTHO® WEED-B-GON SAMPLE Inside

ORTHO® WEED-B-GON Inside

Try Weed-B-Gon Free.

