

71910-2

06/02/2009

1/19



UNITED STATES ENVIRONMENTAL PROTECTION AGENCY
WASHINGTON, D.C. 20460

OFFICE OF
PREVENTION, PESTICIDES AND
TOXIC SUBSTANCES

Ms. Kim Davis CC. APC Manager
RegWest Company, LLC
Agent for The Schawbel Corporation
30856 Rocky Road
Greely, CO 80631-9375

JUN 2 2009

SUBJECT: Application for Pesticide Notification (PRN 98-10)
Request General Label Change and Alternate Brand Names:
"ThermaCell Mosquito Repellent Camping Lantern"
"ThermaCell Mosquito Repellent Outdoor Lantern"
EPA Reg. 71910-2
Application Dated April 29, 2009

Dear Registrant:

The Agency is in receipt of your Application for Pesticide Notification under Pesticide Registration Notice (PRN) 98-10 dated 04/29/09 for the above product. The Registration Division (RD) has conducted a review of this request for its applicability under PRN 98-10 and finds that the action(s) requested fall within the scope of PRN 98-10. The label submitted with the application has been stamped "Notification" and will be placed in our records.

If you have any questions, please call me directly at 703-305-6249 or Owen F. Beeder of my staff at 703-308-8899.

Sincerely,

A handwritten signature in black ink, appearing to read "Linda", is placed below the word "Sincerely,".

Linda Arrington
Notifications & Minor Formulations Team Leader
Registration Division (7505P)
Office of Pesticide Programs

2/19

United States Environmental Protection Agency 1200 Pennsylvania Avenue, N.W. Washington, DC 20460-0001	<input type="checkbox"/> Registration <input type="checkbox"/> Amendment <input checked="" type="checkbox"/> Other	OPP Identifier Number Notification
--	--	--

Application for Pesticide – Section I

1. Company/Product Number EPA Reg. No. 71910-2	2. EPA Product Manager Richard Gebken	3. Proposed Classification <input checked="" type="checkbox"/> None <input type="checkbox"/> Restricted
4. Company/ Product (Name) ThermaCELL® Mosquito Repellent	PM # 10	
5. Name and Address of Applicant (Include ZIP Code) The Schawbel Corporation c/o RegWest Company, LLC 30856 Rocky Road Greeley, CO 80631-9375 <input type="checkbox"/> Check if this is a new address	6. Expedited Review. In accordance with FIFRA Section 3(c)(3)(b)(i) my product is similar or identical in composition and labeling to: EPA Reg. No. <u>NOTIFICATION</u> Product Name <u>JUN 02 2009</u>	

Section – II

<input type="checkbox"/> Amendment – Explain below. <input type="checkbox"/> Resubmission in response to Agency letter dated _____ <input checked="" type="checkbox"/> Notification – Explain below.	<input type="checkbox"/> Final printed labels in response to Agency letter dated _____ <input type="checkbox"/> "Me Too" Application. <input type="checkbox"/> Other – Explain below.
--	---


Explanation: Use additional page(s) if necessary. (For Section I and Section II.)**Submit notification of new device, related marketing text and additional brand names:****ThermaCELL® Mosquito Repellent Camping Lantern****ThermaCELL® Mosquito Repellent Outdoor Lantern****Refer to the Reference Label for an illustration of the label revisions.**

This notification is consistent with the provisions of PR Notice 98-10 and EPA regulations at 40 CFR § 152.46, and no other changes have been made to the labeling or the confidential statement of formula of this product. I understand that it is a violation of 18 U.S.C. Sec. 1001 to willfully make any false statement to the EPA. I further understand that if this notification is not consistent with the terms of PR Notice 98-10 and 40 CFR § 152.46 this product may be in violation of FIFRA and I may be subject to enforcement action and penalties under sections 12 and 14 of FIFRA.

Section – III

1. Material This Product Will Be Packaged In:				2. Type of Container	
Child Resistant Packaging <input type="checkbox"/> Yes* <input type="checkbox"/> No	Unit Packaging <input type="checkbox"/> Yes <input type="checkbox"/> No	Water Soluble Packaging <input type="checkbox"/> Yes <input type="checkbox"/> No	<input type="checkbox"/> Metal <input type="checkbox"/> Plastic <input type="checkbox"/> Glass <input type="checkbox"/> Paper <input type="checkbox"/> Other (Specify): _____		
*Certification must be submitted		If "Yes" Unit Packaging Wt.	No. Per Container	If "Yes" Packaging Wt.	No. Per Container
3. Location of Net Contents Information <input type="checkbox"/> Label <input type="checkbox"/> Container		4. Size(s) Retail Container		5. Location of Label Directions <input type="checkbox"/> On Label <input type="checkbox"/> On Labeling Accompanying Product	
6. Manner in Which Label is Affixed to Product		<input type="checkbox"/> Lithograph <input type="checkbox"/> Stenciled <input type="checkbox"/> Paper glued <input type="checkbox"/> Other _____			

Section - IV

1. Contact Point (Complete items directly below for identification of individual to be contacted, if necessary, to process this application).					
Name Kim Davis, CC, APC, Manager		Title Consultant/Agent		Telephone No. (Include Area Code) (970) 353-0611 kim@regwest.com	
Certification					
I certify that the statements I have made on this form and all attachments thereto are true, accurate and complete. I acknowledge that any knowingly false or misleading statement may be punishable by fine or imprisonment or both under applicable law.					
2. Signature 		3. Title Consultant/Agent		6. Date Application Received (Stamped)	
4. Typed Name Kim Davis, CC, APC, Manager		5. Date April 29, 2009			

JUN 02 2009

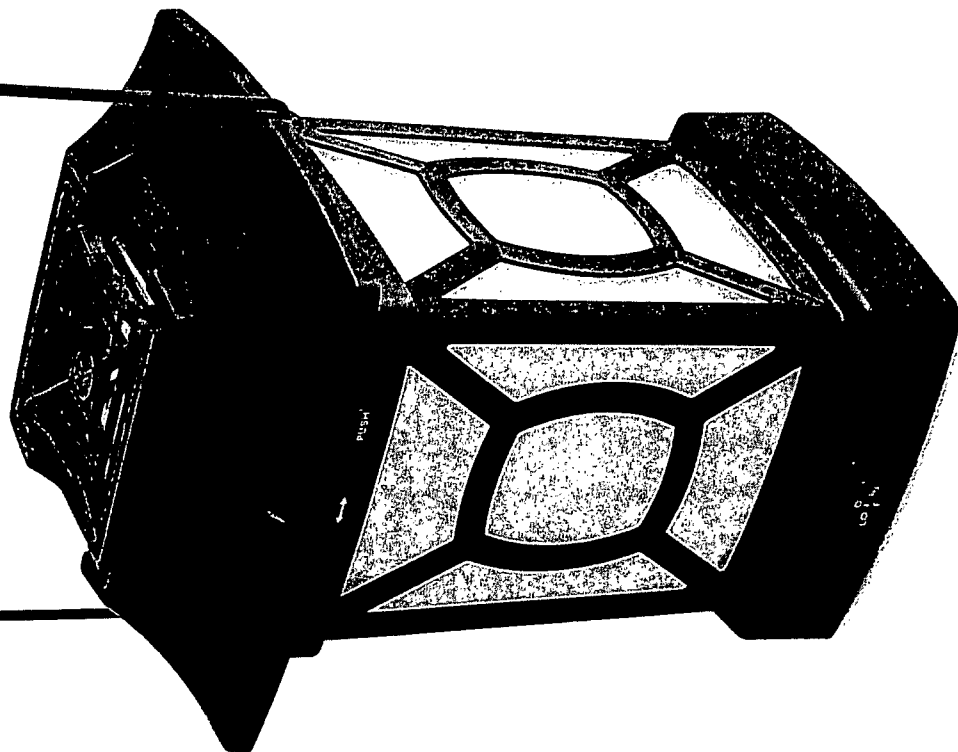
**ThermaCELL® Mosquito Repellent
EPA Reg. No. 71910-2****Attachment A
Point 3 Information****April 29, 2009 New Device Notification****ThermaCELL® Mosquito Repellent
Model Number MR-9L**

Section	Response
3a	See attached for pictures (specifications for this device [MR-9L] are identical to the Patio Lantern [MR-9W])
3b	This device relies upon vaporization technology
3c	This device has a self-start feature
3d	This device does not have an automatic shut-off feature
3e	This device is a LED lamp
3f	This device has the following features which reduce the potential for accidents: self-start feature
3g	The device itself has a label on the bottom in addition to "Keep Out of Reach of Children CAUTION See box for additional precautionary statements" on the front; the other two components (butane cartridge and repellent mat) have their own labels; all components (lantern, mats and cartridge) are contained in a box that has complete labeling. The holder may or may not be sold separately.
3h	Since this device is the currently registered lantern (LED), we are citing the previously submitted efficacy and elution data: MRID Numbers 471424-02, 471424-03 and 471424-04.

This product is a 100% repack of EPA Reg. No. 43917-7 Basic Formulation

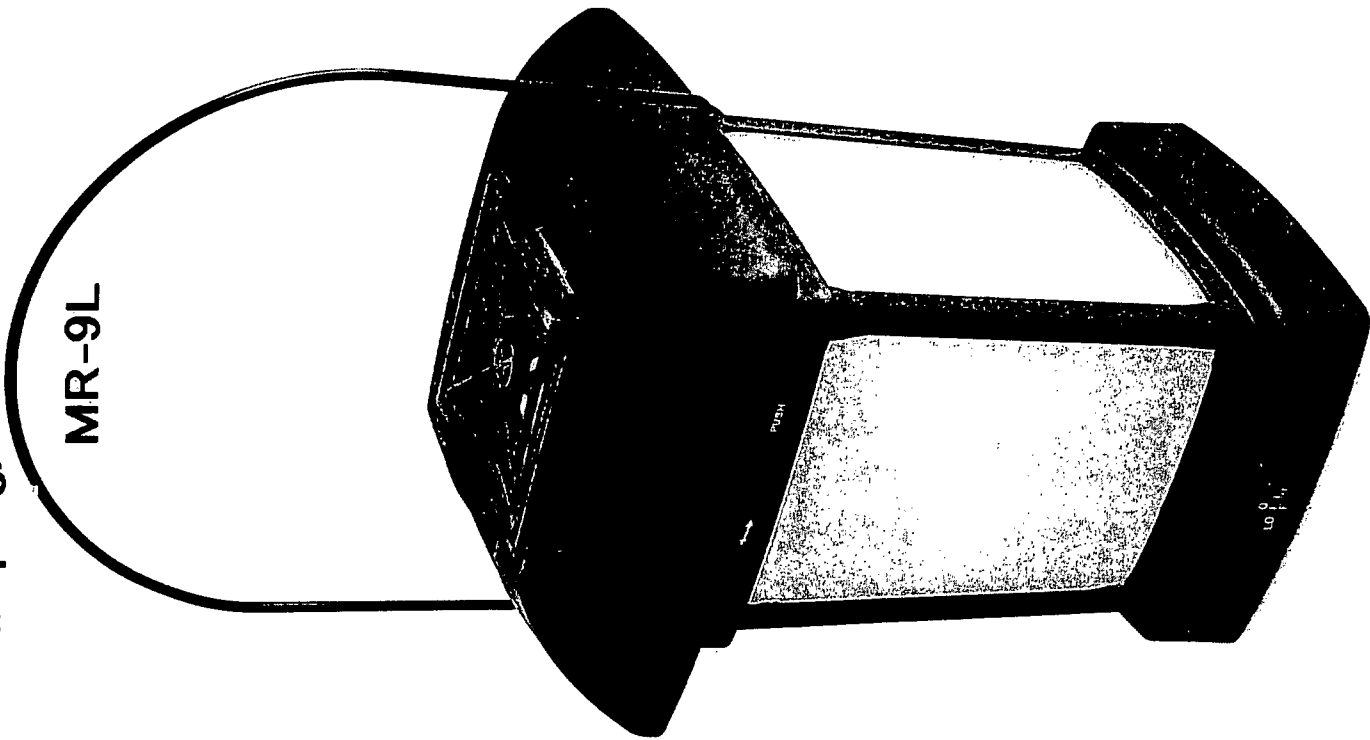
Patio Lantern

MR-9W



Camping/Outdoor Lantern

MR-9L



5/19

ThermaCELL[®] Mosquito Repellent

{Select appropriate marketing verbiage from "Marketing Text" section}

Active Ingredient:	
d-cis/trans allethrin	21.97%
Other Ingredients	78.03%
Total	100.00%

Keep Out of Reach of Children

CAUTION

See back [side] [bottom] panel for additional precautionary statements.

[This Package] Contains

1 [Reusable] Appliance [Lamp]

{Number} Butane [ThermaCELL[®]] Cartridge(s)
Net Contents 0.73 [1.58] fl. oz. each

and

{Number} [Insect] Repellent Mat(s)
Net Weight 0.08 oz. each

{LED lamp;} [and {number} {size} Batteries [Batteries Included!]]

EPA Reg. No. 71910-2

EPA Est. 71998-THA-1, 43917-ITA-1

Manufactured for:
The Schawbel Corporation
100 Crosby Drive
Bedford, MA 01730
Toll Free: 1-8-NO SKEETERS

Made and Printed in Italy
Mats Made in Italy
Manufactured in Thailand

Protected by one or more of the following U.S. Patents: 5,700,430; D300,606 [; D423,071; 6,033,212 C1]

DIRECTIONS FOR USE

It is a violation of Federal law to use this product in a manner inconsistent with its labeling.

{The following directions will be used when mats are sold with or used in the appliance (ThermaCELL® Mosquito Repellent):}

Allow 10 to 30 minutes, depending upon the size of the area, for product to take effect. This product works well in outdoor areas where there is minimal air movement, such as decks, unenclosed porches, patios and yards. Use one appliance per each 225 square feet (an area 15' x 15') or 15 feet in diameter. **Use Restrictions:** Only for outdoor use as an insect repellent. Do not use indoors, in tents or in any enclosed area. Do not insert anything other than ThermaCELL® mats into the appliance. Cover or remove all exposed food. Do not leave appliance unattended or use in windy conditions. Do not expose appliance or mats to rain. Do not attach appliance to your body or clothing. Place appliance on a flat, stable surface with the grill facing upward. Clean with a damp cloth only when the appliance is cool and inactive. Butane cartridges other than ThermaCELL® cartridges will not work in this appliance.

1. Remove one [{product name}] mat from wrapper. One mat lasts a maximum of 4 hours. Mat turns from pale blue to white when active ingredient has been exhausted.
2. Make sure the 'ON/OFF' switch on the appliance is in the 'OFF' position. Insert the mat under the appliance's black grill. To change mats, slide the 'ON/OFF' switch to 'OFF' and allow the appliance to cool completely. Push the used mat out by inserting a fresh one.
3. Remove the appliance cover and butane cartridge cap.
4. Screw the cartridge into the opening of the appliance. Make sure the cartridge is fully inserted by turning it clockwise until it stops. Replace the appliance cover. One ThermaCELL® butane cartridge lasts a maximum of 12 hours {0.73 fl. oz.} [a maximum of 28 hours {1.58 fl. oz.}]. If your appliance fails to heat, it may be out of fuel. Check the fuel level by holding the appliance vertically and looking at the fuel gauge on the bottom. You can see the amount of butane in the cartridge. Replace if empty.
5. Slide the 'ON/OFF' switch to the 'ON' position; the butane gas will begin to flow.
6. Wait approximately 5 to 10 seconds then depress the start button three to five times in rapid succession.
7. To verify the appliance is operating, pick it up and check the lens on the end of the appliance. The light at the end of the appliance glows when the appliance is heating. If the light is not glowing, check to make sure the appliance is 'ON' and cartridge is completely screwed into place; then once again depress the start button three to five times in rapid succession. Check to make sure the light is glowing.
8. Do not touch the grill; it will be hot after a couple of minutes. Some visible vapor will appear during use; this is normal. When finished using the appliance, slide the 'ON/OFF' switch to the 'OFF' position, and allow the appliance to cool completely. Appliance is now ready for storage.

{Graphics will be added to final printed labeling}

{The following directions will be used when mats are sold with or used in the compact appliance (ThermaCELL® Compact Mosquito Repellent):}

Allow 10 to 30 minutes, depending upon the size of the area, for product to take effect. This product works well in outdoor areas where there is minimal air movement, such as decks, unenclosed porches, patios and yards. Use one appliance per each 225 square feet (an area 15' x 15') or 15 feet in diameter. Match or lighter required to operate. **To change mats**, unscrew the cartridge at least one full turn and verify that the light has stopped glowing then allow the appliance to cool completely. Push the used mat out by inserting a fresh one. **Use Restrictions:** Only for outdoor use as an insect repellent. Do not use indoors, in tents or in any enclosed area. Do not insert anything other than ThermaCELL® mats into the appliance. Cover or remove all exposed food. Do not leave appliance unattended or use in windy conditions. Do not expose appliance or mats to rain. Do not attach appliance to your body or clothing. Place appliance on a flat, stable surface with the grill facing upward. Clean with a damp cloth only when the appliance is cool and inactive. Butane cartridges other than ThermaCELL® cartridges will not work in this appliance.

7/19

One ThermaCELL® butane cartridge lasts a maximum of 12 hours. If your appliance fails to heat, it may be out of fuel. Check the fuel level by holding the cartridge vertically and looking at the fuel level. You can see the amount of butane in the cartridge. Replace if empty.

1. Remove one [{product name}] mat from wrapper. Insert the mat under the appliance's grill. One mat lasts a maximum of 4 hours. Mat turns from pale blue to white when active ingredient has been exhausted.
2. Remove the butane cartridge cap. Screw the cartridge into the opening of the appliance; the butane gas will begin to flow. Make sure the cartridge is fully inserted by turning it clockwise until it stops. Slide the window on the end of the appliance open to expose the ignition port. Hold a lit match or lighter near the ignition port for 5 seconds or until a popping sound is heard. To verify the appliance is operating, pick it up and look into the ignition port. An orange light inside glows when the appliance is heating. If the light is not glowing, check to make sure the cartridge is completely screwed into place; then once again hold a lit match or lighter near the ignition port. Check to make sure the light is glowing. Slide the window closed to cover the ignition port.
3. Do not place the appliance so that it is standing on the cartridge. Do not touch the grill; it will be hot after a couple of minutes. Some visible vapor will appear during use; this is normal.
4. When finished using the appliance, unscrew the cartridge at least one full turn and verify that the light has stopped glowing; allow the appliance to cool completely. Appliance is now ready for storage.

{Graphics will be added to final printed labeling}

{The following directions will be used when mats are sold with or used in the compact appliance with self start (ThermaCELL® Compact Mosquito Repellent):}

Allow 10 to 30 minutes, depending upon the size of the area, for product to take effect. This product works well in outdoor areas where there is minimal air movement, such as decks, unenclosed porches, patios and yards. Use one appliance per each 225 square feet (an area 15' x 15') or 15 feet in diameter. **Use Restrictions:** Only for outdoor use as an insect repellent. Do not use indoors, in tents or in any enclosed area. Do not insert anything other than ThermaCELL® mats into the appliance. Cover or remove all exposed food. Do not leave appliance unattended or use in windy conditions. Do not expose appliance or mats to rain. Do not attach appliance to your body or clothing. Place appliance on a flat, stable surface with the grill facing upward. Clean with a damp cloth only when the appliance is cool and inactive. Butane cartridges other than ThermaCELL® cartridges will not work in this appliance.

To change mats, unscrew the cartridge at least one full turn and verify that the light has stopped glowing then allow the appliance to cool completely. Push the used mat out by inserting a fresh one. One ThermaCELL® butane cartridge lasts a maximum of 12 hours. If your appliance fails to heat, it may be out of fuel. Check the fuel level by holding the cartridge vertically and looking at the fuel level. You can see the amount of butane in the cartridge. Replace if empty.

1. Remove one [{product name}] mat from wrapper. Insert the mat under the appliance's grill. One mat lasts a maximum of 4 hours. Mat turns from pale blue to white when active ingredient has been exhausted.
2. Remove the butane cartridge cap. Screw the cartridge into the opening of the appliance; the butane gas will begin to flow. Make sure the cartridge is fully inserted by turning it clockwise until it stops.
3. Slide the start button toward the cartridge until it clicks. Do this three to five times in rapid succession.
4. To verify the appliance is operating, pick it up and check the lens on the end of the appliance. The light at the end of the appliance glows when the appliance is heating. If the light is not glowing, check to make sure the cartridge is completely screwed into place; then once again click the start button three to five times in rapid succession. Check to make sure the light is glowing.
5. Do not place the appliance so that it is standing on the cartridge. Do not touch the grill; it will be hot after a couple of minutes. Some visible vapor will appear during use. This is normal.

6. When finished using the appliance, unscrew the cartridge at least one full turn and verify that the light has stopped glowing; allow the appliance to cool completely. Appliance is now ready for storage.

{Graphics will be added to final printed labeling}

{The following directions will be used when mats are sold with or used in the lamp (ThermaCELL® Mosquito Repellent Lantern):}

Allow 10 to 30 minutes, depending upon the size of the area, for product to take effect. This product works well in outdoor areas where there is minimal air movement, such as decks, unenclosed porches, patios and yards. Product may be used for camping. Use one lamp per each 225 square feet (an area 15' x 15') or 15' in diameter. [Features] adjustable lamp light. Automatic shut-off switch if lamp tips or is lifted. Lamp provides diffused [gentle] light as it repels mosquitoes, [biting] blackflies, flying insects and bugs. Provides a maximum of 4 hours repellency per mat. **Use Restrictions:** Only for outdoor use as an insect repellent. Do not use indoors, in tents or in any enclosed area. Do not insert anything other than ThermaCELL® mats into the lamp. Cover or remove all exposed food. Do not leave lamp unattended or use in windy conditions. Do not expose lamps or mats to rain. Place lamp on a flat, stable surface with the grill facing upward. Clean with a damp cloth only when the lamp is cool and inactive. Butane cartridges other than ThermaCELL® cartridges will not work in this lamp.

At the highest setting each mat lasts a maximum of 2 hours and each ThermaCELL® butane cartridge lasts a maximum of 6 hours {0.73 fl. oz.} [a maximum of 14 hours {1.58 fl. oz.}]. At the lowest setting each mat lasts a maximum of 4 hours and each ThermaCELL® butane cartridge lasts a maximum of 12 hours {0.73 fl. oz.} [a maximum of 28 hours {1.58 fl. oz.}]. Mat turns from pale blue to white when repellent has been exhausted. Some visible vapor will appear during use. This is normal.

1. Remove one [{product name}] mat from wrapper.
2. With globe in the 'OFF' position, insert the mat under the grill at the top of the lamp.
3. Remove the butane cartridge cap and screw the cartridge into the opening of the lamp base by turning the cartridge clockwise until it stops. Make sure the cartridge is fully inserted.
4. Rotate the globe clockwise to the maximum setting. [Slide the 'ON/OFF' switch to the maximum setting.] The gas will begin to flow.
5. Wait approximately 5 to 10 seconds then depress the start button three to five times in rapid succession.
6. Verify the lamp is operating (lamp will glow). If the lamp fails to glow, check to make sure the lamp is turned on and the cartridge is fully inserted. Also check the cartridge's fuel level. If the fuel level in the cartridge is empty, turn lamp off and replace the cartridge, repeating steps 3 through 6.
7. Adjust the light and the rate at which the repellent and butane are used by turning the globe [by sliding the 'ON/OFF' switch].
8. When finished using the lamp, rotate the globe [slide the 'ON/OFF' switch] to the 'OFF' position. Allow the lamp to completely cool before storing.
9. To replace a used mat, turn off lamp and allow to completely cool. Push the used mat out by inserting a fresh mat.

{Graphics will be added to final printed labeling}

{The following directions will be used when mats are sold with or used in the LED lamp (ThermaCELL® Mosquito Repellent Patio Lantern and ThermaCELL® Mosquito Repellent Camping [Outdoor] Lantern):}

Allow 10 to 30 minutes, depending upon the size of the area, for product to take effect. This product works well in outdoor areas where there is minimal air movement, such as decks, unenclosed porches, patios and yards. Product may be used for camping. Use one lamp per each 225 square feet (an area 15' x 15') or 15' in diameter. Lamp provides light and repels mosquitoes, [biting] black flies, flying insects and bugs. Batteries power the light; heat from the ThermaCELL® cartridge activates the repellent mat and provides mosquito repellency for an area the size of an average deck. **Use Restrictions:** Only for outdoor use as an insect repellent. Do not use indoors, in

7/19

tents or in any enclosed area. Do not insert anything other than ThermaCELL® mats into the lamp. Cover or remove all exposed food. Do not leave lamp unattended or use in windy conditions. Do not expose lamps or mats to rain. Place lamp on a flat, stable surface with the grill facing upward. Clean with a damp cloth only when the lamp is cool and inactive. Butane cartridges other than ThermaCELL® cartridges will not work in this lamp.

Remove the battery cover [on the bottom]. Install {number} {size} size batteries (included) ([not included]), [making sure that the batteries are correctly placed in the indicated directions]. Replace battery cover. The batteries will provide lamp light for a maximum of {number} hours; [{number} hours on the 'LOW' setting and {number} hours on the 'HIGH' setting]. [Replacement alkaline batteries will provide lamp light for a maximum of {number} hours; [{number} hours on the 'LOW' setting and {number} hours on the 'HIGH' setting]

1. Remove one [{product name}] mat from wrapper. Mats last a maximum of 4 hours. Mat turns from pale blue to white when repellent has been exhausted.
2. Make sure the 'ON/OFF' button is in the 'OFF' position. Insert the mat under the grill at the top of the lamp.
3. Remove lamp globe [shade] [globe and top of lamp] from base [stand] by {choose from one of the following}:
 - a. Twisting the globe [shade] clockwise
 - b. Unscrewing the globe [shade] clockwise
 - c. Releasing [squeezing] [pushing] [turning] the latch [tabs] and removing [lifting out] the lamp [globe] [shade] [and cap] [top of lamp] until it is fully removed [from the base]
 - d. Holding down the base and removing [lifting out] [lifting up] the top of the lamp [until it is fully removed [from the base]
4. Remove the butane cartridge cap. Insert [screw] the cartridge into the [center of the] lamp [globe] [shade]. Make sure the cartridge is fully inserted by turning it clockwise until it stops. Replace lamp [globe] [shade] on base [stand]. One ThermaCELL® butane cartridge lasts a maximum of 12 hours.
5. To turn on [activate] lamp light, push the 'light' ['black'] button located on the bottom of the [base of the] lamp [base] [stand]. Push the button once for low light, twice for high light, and three times to turn off the light. [Push the switch to 'LOW' for low light, 'HIGH' for high light and 'OFF' to turn off the light.] The lamp may be used as a mosquito repellent with or without the light being on. [However,] for the lamp to repel mosquitoes and flying insects the mosquito repellent must be activated. If lamp light does not turn on, replace batteries.
6. To turn on [activate] the mosquito repellent push the 'ON/OFF' button to the 'ON' position. The gas will begin to flow.
7. Wait approximately 5 to 10 seconds and then depress the start button three to five times in rapid succession.
8. To verify that the mosquito repellent is activated [working] [operating] check [look at] the circular [view hole] [lens] located on [at] the top [base] [bottom] of the lamp. An orange light will glow. If there is no orange light, check to make sure the lamp is 'ON' and the cartridge is completely screwed into place. Also check the fuel level in the cartridge. If the fuel level in the cartridge is empty [or near empty], remove [empty] cartridge and replace with a new ThermaCELL® cartridge. Then once again turn the lamp 'ON' and depress the start button three to five times in rapid succession. Check again to make sure the orange light is glowing.
9. Do not touch the grill; it will be hot after a few minutes. Some visible vapor will appear during use. This is normal. When finished using the lamp, turn [slide] [flip] the 'ON/OFF' button to the 'OFF' position. If using the light, turn [push] the 'light' ['black'] button to "OFF" [to extinguish the lamp light]. Allow lamp to cool completely. Lamp is now ready for storage.
10. To replace a used mat, turn off lamp and allow to cool completely. Push the used mat out by inserting a fresh mat.

{Graphics will be added to final printed labeling}

16/19

{The following directions will be used when mats are sold with or used in the mini lamp (ThermaCELL® Mini Mosquito Repellent Lantern):}

Allow 10 to 30 minutes, depending upon the size of the area, for product to take effect. This product works well in outdoor areas where there is minimal air movement, such as decks, unenclosed porches, patios and yards. Product may be used for camping. Use one lamp per 225 square feet (an area 15' x 15') or 15 feet in diameter. Automatic shut-off switch if lamp tips or is lifted. Lamp provides diffused [gentle] light as it repels mosquitoes, [biting] black flies, flying insects and bugs. Provides a maximum of 4 hours repellency per mat. Match or lighter required to operate. Each mat lasts a maximum of 4 hours and each ThermaCELL® butane cartridge lasts a maximum of 12 hours. Mat turns from pale blue to white when repellent has been exhausted. Some visible vapor will appear during use; this is normal. **Use Restrictions:** Only for outdoor use as an insect repellent. Do not use indoors, in tents or in any enclosed area. Do not insert anything other than ThermaCELL® mats into the lamp. Cover or remove all exposed food. Do not leave lamp unattended or use in windy conditions. Do not expose lamps or mats to rain. Place lamp on a flat, stable surface with the grill facing upward. Clean with a damp cloth only when the lamp is cool and inactive. Butane cartridges other than ThermaCELL® cartridges will not work in this lamp.

1. Remove one [{product name}] mat from wrapper.
2. Insert the mat under the grill at the top of the lamp.
3. Remove the butane cartridge cap and screw cartridge into the opening in the lamp base by turning the cartridge clockwise until it stops. The gas will begin to flow. Make sure the cartridge is fully inserted.
4. Flip open the top of the lamp and hold a lit match or lighter near the white tube in the center of the globe. Verify the lamp is operating (lamp will glow), then close the top of the lamp. If the lamp fails to glow check to make sure the cartridge is fully inserted. Also check the cartridge's fuel level. If the fuel level in the cartridge is empty, replace the cartridge and repeat steps 3 and 4.
5. Do not touch the top of the lamp; it will be hot after a couple of minutes. If you have to re-light the lamp, make sure it has completely cooled before opening the top.
6. To move the lamp while it is operating, pick it up by the base while holding the button on the side of the base with your thumb. This will temporarily prevent the automatic shut-off switch from extinguishing the flame when you pick up the lamp.
7. When finished using the lamp, unscrew the cartridge at least one full turn and verify that the lamp is no longer glowing. Allow the lamp to completely cool before storing.
8. To replace a used mat, turn off lamp by unscrewing the cartridge and allow lamp to cool completely. Push the used mat out by inserting a fresh mat.

{Graphics will be added to final printed labeling}

{The following directions will be used when mats are sold with or used in the mini lamp with self start (ThermaCELL® Mini Mosquito Repellent Lantern):}

Allow 10 to 30 minutes, depending upon the size of the area, for product to take effect. This product works well in outdoor areas where there is minimal air movement, such as decks, unenclosed porches, patios and yards. Product may be used for camping. Use one lamp per each 225 square feet (an area 15' x 15') or 15 feet in diameter. Automatic shut-off switch if lamp tips or is lifted. Lamp provides diffused [gentle] light as it repels mosquitoes, [biting] black flies, flying insects and bugs. Provides a maximum of 4 hours repellency per mat. Each mat lasts a maximum of 4 hours and each ThermaCELL® butane cartridge lasts a maximum of 12 hours. Mat turns from pale blue to white when repellent has been exhausted. Some visible vapor will appear during use; this is normal. **Use Restrictions:** Only for outdoor use as an insect repellent. Do not use indoors, in tents or in any enclosed area. Do not insert anything other than ThermaCELL® mats into the lamp. Cover or remove all exposed food. Do not leave lamp unattended or use in windy conditions. Do not expose lamps or mats to rain. Place lamp on a flat, stable surface with the grill facing upward. Clean with a damp cloth only when the lamp is cool and inactive. Butane cartridges other than ThermaCELL® cartridges will not work in this lamp.

1. Remove one {{product name}} mat from wrapper.
2. Insert the mat under the grill at the top of the lamp.
3. Remove the butane cartridge cap and screw cartridge into the opening in the lamp base by turning the cartridge clockwise until it stops. Make sure the cartridge is fully inserted.
4. The gas will begin to flow. [Wait approximately 5 to 10 seconds then] depress the start button three to five times in rapid succession.
5. Verify the lamp is operating (lamp will glow). If the lamp fails to glow check to make sure the cartridge is fully inserted. Also check the cartridge's fuel level. If the fuel level in the cartridge is empty, replace the cartridge and repeat steps 3 and 4.
6. Do not touch the top of the lamp; it will be hot after a couple of minutes. To move the lamp while it is operating, pick it up by the base while holding the button on the side of the base with your thumb. This will temporarily prevent the automatic shut-off switch from extinguishing the flame when you pick up the lamp.
7. When finished using the lamp, unscrew the cartridge at least one full turn and verify that the lamp is no longer glowing. Allow the lamp to completely cool before storing.
8. To replace a used mat, turn off lamp by unscrewing the cartridge at least one full turn and allow lamp to cool completely. Push the used mat out by inserting a fresh mat.

{Graphics will be added to final printed labeling}

{The following directions will be used when mats are sold with or used in the mini lamp with self start and on-off button (also ThermaCELL® Mini Mosquito Repellent Lantern):}

Allow 10 to 30 minutes, depending upon the size of the area, for product to take effect. This product works well in outdoor areas where there is minimal air movement, such as decks, unenclosed porches, patios and yards. Product may be used for camping. Use one lamp per each 225 square feet (an area 15' x 15') or 15 feet in diameter. Automatic shut-off switch if lamp tips or is lifted. Lamp provides diffused [gentle] light as it repels mosquitoes, [biting] black flies, flying insects and bugs. Provides a maximum of 4 hours repellency per mat. Each mat lasts a maximum of 4 hours and each ThermaCELL® butane cartridge lasts a maximum of 12 hours. Mat turns from pale blue to white when repellent has been exhausted. Some visible vapor will appear during use; this is normal. **Use Restrictions:** Only for outdoor use as an insect repellent. Do not use indoors, in tents or in any enclosed area. Do not insert anything other than ThermaCELL® mats into the lamp. Cover or remove all exposed food. Do not leave lamp unattended or use in windy conditions. Do not expose lamps or mats to rain. Place lamp on a flat, stable surface with the grill facing upward. Press the on-off button to the 'OFF' [out] position when not in use. Clean with a damp cloth only when the lamp is cool and inactive. Butane cartridges other than ThermaCELL® cartridges will not work in this lamp.

1. Remove one {{product name}} mat from wrapper.
2. Make sure the on-off button is in the "OFF" (out) position. Insert the mat under the grill at the top of the lamp.
3. Remove the butane cartridge cap and screw cartridge into the opening in the lamp base by turning the cartridge clockwise until it stops. Make sure the cartridge is fully inserted.
4. Push the on-off button to the 'ON' (in) position; the gas will begin to flow.
5. Wait approximately 5 to 10 seconds then depress the 'START' button three to five times in rapid succession.
6. Verify the lamp is operating (lamp will glow). If the lamp fails to glow check to make sure that the on-off button is in the 'ON' (in) position and the cartridge is fully inserted. Also check the cartridge's fuel level. If the fuel level in the cartridge is empty turn off the lamp, replace the cartridge and repeat steps 3 through 6.
7. Do not touch the top of the lamp; it will be hot after a couple of minutes. To move the lamp while it is operating, pick it up by the base while holding the button on the side of the base with your thumb. This will temporarily prevent the automatic shut-off switch from extinguishing the flame when you pick up the lamp.
8. When finished using the lamp, press the on-off button to the 'OFF' (out) position and verify that the lamp is no longer glowing. Allow the lamp to completely cool before storing.

9. To replace a used mat, turn off lamp by pressing the on-off button to the 'OFF' (out) position and allow lamp to cool completely. Push the used mat out by inserting a fresh mat.
{Graphics will be added to final printed labeling}

Storage and Disposal

Do not contaminate water, food or feed by storage or disposal.

Storage: Store unused mats in original box in a cool, dry place inaccessible to children and pets. Store appliance [lamp] and butane cartridges in original box in a cool, dry place away from sources of heat. **Disposal:** Non-refillable container; do not refill or reuse this container. **If cartridge is empty or for used mats:** Do not reuse empty packaging, envelopes [wrappers] or cartridges. Do not puncture or incinerate empty cartridges. Place in trash or offer for recycling if available. **If cartridge is partly filled or for unused mats:** Call your local solid waste agency for disposal instructions. Never place unused mats down any indoor or outdoor drain. **For unwanted appliance [lamp]:** Place in trash or offer for recycling if available.

Batch Code [Lot Number]: _____

PRECAUTIONARY STATEMENTS

Hazards to Humans & Domestic Animals

CAUTION: Harmful if inhaled. Do not breathe vapors. Remove and wash contaminated clothing before reuse.

First Aid

If Inhaled:	<ul style="list-style-type: none">• Move person to fresh air.• If person is not breathing, call 911 or an ambulance, then give artificial respiration, preferably by mouth-to-mouth, if possible.• Call a poison control center or doctor for further treatment advice.
--------------------	---

Have the product container or label with you when calling a poison control center or doctor, or going for treatment.

{Note: The first aid statements' grid format will be used if market label space permits; otherwise a paragraph format will be used.}

Physical and Chemical Hazards

Extremely flammable. Contents under pressure. Keep away from fire, sparks and heated surfaces. Do not puncture or incinerate butane container. Exposure to temperatures above 130°F may cause bursting.

Environmental Hazards

This product is toxic to fish, shrimp and aquatic invertebrates. Do not apply directly to water. Do not contaminate water when cleaning equipment or disposing of equipment washwater or rinsate. Drift may be hazardous to aquatic organisms in water adjacent to treated areas.

Guarantee: Appliance [lamp] is guaranteed to last {number} year[s] from date of purchase. If [the] appliance [lamp] fails to perform to your satisfaction, send the appliance [lamp] and receipt to {Company Name} for a full refund of purchase price or repair or replacement.

Warranty and Disclaimers: Seller will not be held responsible for damage, injury or poor performance caused by use of other butane cartridges or repellent mats. Seller is not responsible for damage caused by using this butane cartridge in other butane products.

ThermaCELL® is a Registered Trademark of the Schawbel Corporation

{Mat Label}

ThermaCELL® Mosquito Repellent Mat

Active Ingredient:

d-cis/trans allethrin 21.97%

Other Ingredients 78.03%

Total 100.00%

Keep Out of Reach of Children

CAUTION

**See outer carton for additional precautionary statements
and Directions for Use.**

Net Weight: 0.08 oz.

EPA Reg. No. 71910-2

EPA Est. 43917-ITA-1

Manufactured for:

The Schawbel Corporation

100 Crosby Drive Bedford, MA 01730

Made [and Printed] in Italy

{ThermaCELL® Butane Cartridge Labeling}

ThermaCELL® Butane Cartridge

Keep Out of Reach of Children

CAUTION

Physical and Chemical Hazards

Extremely flammable. Contents under pressure. Keep away from fire, sparks and heated surfaces. Do not puncture, break or incinerate the butane container even after use. Exposure to temperatures above 130°F may cause bursting. Protect the butane cartridge from sunlight. Use only with ThermaCELL® products.

See box for additional precautionary statements.

Net Contents: 0.73 [1.58] fl. oz.

The Schawbel Corporation

100 Crosby Drive Bedford, MA 01730

[ThermaCELL® is a Registered Trademark of the Schawbel Corporation]

{Appliance Labeling}

{Promotional Item Language (when appliance is used as a promotional item):}

NWTF Logo National Wild Turkey Federation

Team Realtree Logo [America's Most Versatile Camo Pattern]

Realtree Hardwoods Green HD Logo

ThermaCELL® Mosquito Repellent Appliance

ATTENTION - HOT SURFACE

Keep Out of Reach of Children

CAUTION

Read **Directions for Use** and **Precautionary Statements** on box prior to use.

Only for outdoor use as an insect repellent. Do not use indoors, in a tent or any enclosed area. Do not touch the [black] grill while the appliance is in use. [Black] [G]grill is hot while in use. Place on a flat, stable surface with the [black] grill facing upward. Do not cover with any material while in use. Do not expose appliance to rain. Butane cartridges and mats other than ThermaCELL® will not work in this appliance.

EPA Reg. No. 71910-2 EPA Est. 71998-THA-1, 43917-ITA-1

The Schawbel Corporation

100 Crosby Drive Bedford, MA 01730

781-541-6900

U.S. Patent Nos. 5,700,430; D423,071

[ThermaCELL® is a Registered Trademark of the Schawbel Corporation]

{Lamp Labeling:}

{Promotional Item Language (when lamp is used as a promotional item):}

NWTF Logo National Wild Turkey Federation

Team Realtree Logo [America's Most Versatile Camo Pattern]

Realtree Hardwoods Green HD Logo

ThermaCELL® Mosquito Repellent Lamp

ATTENTION - HOT SURFACE

Keep Out of Reach of Children

CAUTION

Read **Directions for Use** and **Precautionary Statements** on box prior to use.

Only for outdoor use as an insect repellent. Do not use indoors, in a tent or any enclosed area. Do not touch the grill while in use. Grill is hot while in use. Place on a flat, stable surface with the grill facing upward. Do not cover with any material while in use. Do not expose lamp to rain. Butane cartridges and mats other than ThermaCELL® will not work in this lamp.

EPA Reg. No. 71910-2 EPA Est. 71998-THA-1, 43917-ITA-1

The Schawbel Corporation

100 Crosby Drive Bedford, MA 01730

U.S. Patent Numbers 6,033,212 C1; 5,700,430; D300,606

[ThermaCELL® is a Registered Trademark of the Schawbel Corporation]

15/19

[Refill Labeling]

ThermaCELL[®] Mosquito Repellent

REFILLS

{Select appropriate marketing verbiage from "Marketing Text" section}

For Use in {product name} Appliance, Compact Appliance, Compact Appliance with Self Start, Lamp, LED Lamps, Mini-Lamp, Mini-Lamp with Self Start and Mini Lamp with Self-Start and On-Off Button
{illustration of units}

Active Ingredient:	
d-cis/trans allethrin	21.97%
Other Ingredients	78.03%
Total	100.00%

Keep Out of Reach of Children

CAUTION

See back [side] [bottom] panel for additional
precautionary statements.

[This Package] Contains

{Number} Butane [ThermaCELL[®]] Cartridge(s)
Net Contents 0.73 [1.58] fl. oz. each

and

{Number} [Insect] Repellent Mat(s)
Net Weight 0.08 oz. each

EPA Reg. No. 71910-2 EPA Est. 71998-THA-1

Manufactured for:
The Schawbel Corporation
100 Crosby Drive
Bedford, MA 01730
Toll Free: 1-8-NO SKEETERS
Made and Printed in Italy
Mats Made in Italy

Protected by one or more of the following U.S. Patents: 5,700,430; D300,606; 6,033,212 C1

DIRECTIONS FOR USE

It is a violation of Federal law to use this product in a manner inconsistent with its labeling.

Allow 10 to 30 minutes, depending upon the size of the area, for product to take effect. Each mat lasts a maximum of 4 hours and each cartridge lasts a maximum of 12 {0.73 fl. oz.} [28 {1.58 fl. oz.}] hours. Mats turn from pale blue to white when repellent has been exhausted. Use one appliance/lamp for each 225 square feet or 15 feet in diameter. To change mats, make sure appliance/lamp is off and cool, then push used mat out by inserting a fresh one. [Match or lighter required to operate.] **Use Restrictions:** Only for outdoor use as an insect repellent. Do not use indoors, in tents or in any enclosed area. Do not insert anything other than ThermaCELL® mats into the appliance/lamp. Cover or remove all exposed food. Do not leave appliance/lamp unattended or use in windy conditions. Do not expose appliance/lamp or mats to rain. Do not attach appliance to your body or clothing. Place appliance/lamp on a flat, stable surface with the grill facing upward. Clean with a damp cloth only when the appliance/lamp is cool and inactive. Butane cartridges other than ThermaCELL® cartridges will not work in this appliance/lamp.

ThermaCELL® Mosquito Repellent and LED Lamp	ThermaCELL® Mosquito Repellent Lamp
<ol style="list-style-type: none"> 1. Remove one mat from wrapper. 2. With appliance or LED lamp off and completely cool, insert mat under grill. 3. Remove appliance cover or LED lamp top and butane cartridge cap. Screw cartridge into appliance or LED lamp globe and replace appliance cover [if provided] or LED lamp top. 4. Full Size Appliance and LED lamp: Move switch to 'ON', wait 5 to 10 seconds then depress start button 3 to 5 times in rapid succession. Compact Appliance: Slide open window covering ignition port. Hold lit match or lighter near ignition port. Slide window closed to cover ignition port. Compact Appliance with self-start: Screw cartridge into appliance, wait 5 to 10 seconds then click start button 3 to 5 times in rapid succession. 5. Verify appliance or LED lamp is heating; [orange] light will glow. If the light is not glowing, make sure cartridge is completely screwed into place; then repeat step 4. Place on a flat, stable area. 6. Full Size Appliance and LED lamp: When finished using, turn switch to 'OFF'. Compact Appliances: When finished using, unscrew cartridge. 7. Allow to completely cool and then store. 	<ol style="list-style-type: none"> 1. Remove one mat from wrapper. 2. With lamp off and completely cool, insert mat under grill. 3. Remove butane cartridge cap and screw into lamp base opening. Place lamp on a flat, stable area. 4. Full Size Lamp: Rotate globe [Slide switch] to 'MAX' setting, wait 5 to 10 seconds then depress start button 3 to 5 times in rapid succession. Mini Lamp: Open lamp cover and hold a lit match or lighter near white tube in center. Close lamp cover. Mini Lamp with self-start: Screw cartridge into lamp base opening [wait 5 to 10 seconds] then depress start button 3 to 5 times in rapid succession. Mini Lamp with Self-Start and On-Off Button: Press button to 'ON' (in) position, wait 5 to 10 seconds, then press 'START' button 3 to 5 times in rapid succession. 5. Verify lamp is operating; lamp will glow. If the lamp is not glowing, make sure cartridge is completely screwed into place; then repeat step 4. For full size lamp, adjust light by turning globe [sliding switch]. 6. Full Size Lamp: When finished using lamp, rotate globe [slide switch] to 'OFF' position. Mini Lamp: When finished using lamp, unscrew cartridge. Mini Lamp with Self-Start and On-Off Button: When finished using lamp, press on-off button to 'OFF' (out) position. 7. Allow lamp to completely cool and then store.

Storage and Disposal

Do not contaminate water, food or feed by storage or disposal.

Storage: Store unused mats in original box in a cool, dry place inaccessible to children and pets. Store unit and butane cartridges in original box in a cool, dry place away from sources of heat. **Disposal:** Non-refillable container; do not reuse or refill this container. **If cartridge is empty or for used mats:** Do not reuse empty packaging, envelopes [wrappers] or cartridges. Do not puncture or incinerate empty cartridges. Place in trash or offer for recycling if available. **If cartridge is partly filled or for unused mats:** Call your local solid waste agency for disposal instructions. Never place unused mats down any indoor or outdoor drain.

Batch Code [Lot Number]: _____

PRECAUTIONARY STATEMENTS

Hazards to Humans & Domestic Animals

CAUTION: Harmful if inhaled. Do not breathe vapors. Remove and wash contaminated clothing before reuse.

First Aid

If Inhaled:	<ul style="list-style-type: none">• Move person to fresh air.• If person is not breathing, call 911 or an ambulance, then give artificial respiration, preferably by mouth-to-mouth, if possible.• Call a poison control center or doctor for further treatment advice.
Have the product container or label with you when calling a poison control center or doctor, or going for treatment.	

{Note: The first aid statements' grid format will be used if market label space permits; otherwise a paragraph format will be used.}

Physical and Chemical Hazards

Extremely flammable. Contents under pressure. Keep away from fire, sparks and heated surfaces. Do not puncture or incinerate butane container. Exposure to temperatures above 130°F may cause bursting.

Environmental Hazards

This product is toxic to fish, shrimp and aquatic invertebrates. Do not apply directly to water. Do not contaminate water when cleaning equipment or disposing of equipment washwater or rinsate. Drift may be hazardous to aquatic organisms in water adjacent to treated areas.

Warranty and Disclaimers: Seller will not be held responsible for damage, injury or poor performance caused by use of other butane cartridges or repellent mats. Seller is not responsible for damage caused by using this butane cartridge in other butane products.

{Marketing Text for use on boxes:}

- Additional products made by ThermaCELL® include: {graphics and names of appliance, compact appliance, compact appliance with self start, lamp, LED lamp, mini-lamp, mini-lamp with self start}
- Also works on [repels] black flies
- Automatic shut-off switch if lamp tips or is lifted {lamp, mini-lamp, mini-lamp with self-start and mini-lamp with self-start and on/off switch}
- Buy one get one free
- Convenient
- Coupon inside
- Easy to use
- Effective

- [No] match or lighter required to operate {all except mini-lamp and mini-appliance}
- Portable
- Powered by ThermaCELL®
- Refills [are] available
- Silent
- ThermaCELL® makes [sells] additional mosquito repellent products, including {graphics and names of appliance, compact appliance, compact appliance with self start, lamp, LED lamp, mini-lamp, mini-lamp with self start}
- ThermaCELL® product line includes {graphics and names of appliance, compact appliance, compact appliance with self start, lamp, LED lamp, mini-lamp, mini-lamp with self start }
- ThermaCELL® refills may be used in all [any] ThermaCELL® Mosquito Repellent products
- Value [Summer] [Bonus] Pack: {number} dollar savings [off regular price]
- Value [Summer] [Bonus] [Backyard] [Multi-] Pack: {number} [free] refills [appliance,] [compact appliance,] [compact appliance with self start,] [lamp,] [LED lamp,] [mini-lamp,] [mini-lamp with self start]}

Repellency

- Batteries last a maximum of 150 hours {LED lamp}
- [Each] cartridge lasts a maximum of 12 hours
- Each mat lasts a maximum of 4 hours
- Provides 15 ft diameter repellency
- Provides 225 sq ft of repellency for a maximum of 4 hours per mat
- Repellency lasts a maximum of {number} hours {"number" determined by number of mats in box multiplied by 4 hours per mat}
- Repellent lasts a maximum of 4 hours [per mat]
- Repels mosquitoes, black flies and other flying insects
- Repels mosquitoes and black flies for a maximum of {number} hours {"number" determined by number of mats in box multiplied by 4 hours per mat}
- Repels mosquitoes using a heat-activated repellent mat
- Repels mosquitoes, black flies and other [outdoor] flying insects from an area a maximum of 15 by 15 feet
- Repels mosquitoes, black flies and other [outdoor] insects in an area as large as an average size deck or patio [from an average size deck, patio] for hours
- Repels mosquitoes, black flies and other [outdoor] flying insects creating an [area] of repellency

How it [ThermaCELL® Mosquito Repellents] Work

- Heat-activated repellent mat repels mosquitoes, black flies and other [outdoor] flying insects
- Heating the repellent mat releases repellent into the air and provides repellency from mosquitoes, black flies and other [outdoor] flying insects
- Repellent mat releases repellent when heated by the ThermaCELL® [power] cartridge
- ThermaCELL® cartridge heats the repellent mat; repellent is released creating an [area] of repellency

Where Product is Used

For backyard[s], barbecues*, camping, decks, gardening, hunting, [other] social events [gatherings], outdoor dining*, parties, patios, picnics*, spectator sports [and yards]

*Cover or remove all exposed food.

Placement

- Place product upwind for maximum repellency

Other

- Effective repellency
- Refills available wherever Schawbel [ThermaCELL®] repellent products are sold
- The Schawbel Corporation [Schawbel] offers convenient refill kits for use with this product

Lamp

- [Dual use:] Repels mosquitoes and provides [bright] light
- If lamp light stops working, replace batteries {LED lamp}
- [The] [Bright] Lamp light comes from [is created by] {number} LED[s] [lights] [light bulbs]
- Lamp + Mosquito repellent
- Use the lamp to repel mosquitoes and other [outdoor] flying insects

Mini-appliances and lamps with self-starters

- Easy to light [start]; no match or lighter needed
- Easy start on [button]; no match needed to light
- Quick start feature; no match needed to light

Mosquitoes, black flies, bugs, outdoor flying insects and biting blackflies can spoil just about any outdoor activity whether you are entertaining guests at a barbecue or working in your backyard. Now you can alleviate the annoyance from these insects for a maximum of four hours [per mat]; it silently and continuously releases a repellent that repels mosquitoes, [biting] black flies, outdoor flying insects and bugs [for a maximum of {number} hours.]. This product efficiently repels and reduces the annoyance of mosquitoes, [biting] black flies, outdoor flying insects and bugs in an area as large as an average-size deck or patio (15 feet in diameter or 225 square feet [an area 15' by 15'] for a maximum of {number} hours. This product is portable. For use in backyards, and on patios, decks. This product is silent.

Promotional item language (when appliance or lamp are used as promotional items)

NWTF Logo National Wild Turkey Federation

Team Realtree logo [America's Most Versatile Camo Pattern]

Realtree Hardwoods Green HD logo

{Universal Substitutions:

- "Device" for "appliance"
- "Mat slot area" for "grill"
- "Lantern" or "light" for "lamp"
- "Asian", "Patio", "Backyard" for "LED"

{Terms that may be used interchangeably:

- Button, switch, knob, lever
- Push, slide, turn, flip, click}

[] Denotes alternate/optional verbiage

{ } Denotes verbiage not printed on market labeling

NOTIFICATION

JUN 02 2009