


71910-2

3-21-2003

1/2

Please read instructions on reverse before completing form.

Form Approved. OMB No. 2070-0060.

United States <b>Environmental Protection Agency</b> 1200 Pennsylvania Avenue, N.W. Washington, DC 20460-0001		<input type="checkbox"/> <b>Registration</b> <input type="checkbox"/> <b>Amendment</b> <input checked="" type="checkbox"/> <b>Other</b>	OPP Identifier Number
<b>Application for Pesticide – Section I</b>			
1. Company/Product Number <b>EPA Reg. No. 71910-2</b>		2. EPA Product Manager <b>Marion Johnson</b>	
4. Company/ Product (Name) <b>ThermaCELL® Mosquito Repellent</b>		3. Proposed Classification <input checked="" type="checkbox"/> None <input type="checkbox"/> Restricted	
5. Name and Address of Applicant (Include ZIP Code) <b>The Schawbel Corporation</b> <b>c/o RegWest Company, LLC</b> <b>30856 Rocky Road</b> <b>Greeley, CO 80631-9375</b>  <input type="checkbox"/> Check if this is a new address		6. <b>Expedited Review.</b> In accordance with FIFRA Section 3(c)(3)(b)(i) my product is similar or identical in composition and labeling to:  EPA Reg. No. _____ Product Name _____	
<b>Section – II</b>			
<input type="checkbox"/> Amendment – Explain below. <input type="checkbox"/> Resubmission in response to Agency letter dated _____ <input checked="" type="checkbox"/> Notification – Explain below.		<input checked="" type="checkbox"/> Final printed labels in response to Agency letter dated <b>12/12/02</b> <input type="checkbox"/> "Me Too" Application. <input type="checkbox"/> Other – Explain below.	
<b>NOTIFICATION</b>			
<b>Explanation:</b> Use additional page(s) if necessary. (For Section I and Section II.)  <div style="text-align: right; margin-right: 50px;">MAR 21 2003</div> <p><b>Submit final printed labeling, and additional brand names and label revision notification per PR Notice 98-10.</b>  <b>The additional brand names are: ThermaCELL® Compact Mosquito Repellent</b>  <b>ThermaCELL® Mini Mosquito Repellent Lantern</b></p> <p><i>This notification is consistent with the provisions of PR Notice 98-10 and EPA regulations at 40 CFR § 152.46, and no other changes have been made to the labeling or the confidential statement of formula of this product. I understand that it is a violation of 18 U.S.C. Sec. 1001 to willfully make any false statement to the EPA. I further understand that if this notification is not consistent with the terms of PR Notice 98-10 and 40 CFR § 152.46 this product may be in violation of FIFRA and I may be subject to enforcement action and penalties under sections 12 and 14 of FIFRA.</i></p>			
<b>Section – III</b>			
<b>1. Material This Product Will Be Packaged In:</b>			
Child Resistant Packaging <input type="checkbox"/> Yes* <input type="checkbox"/> No	Unit Packaging <input type="checkbox"/> Yes <input type="checkbox"/> No	Water Soluble Packaging <input type="checkbox"/> Yes <input type="checkbox"/> No	2. Type of Container <input type="checkbox"/> Metal <input type="checkbox"/> Plastic <input type="checkbox"/> Glass <input type="checkbox"/> Paper <input type="checkbox"/> Other (Specify): _____
<b>*Certification must be submitted</b>	If "Yes" Unit Packaging Wgt. <b>0.08 ounce</b>	No. Per Container <b>2 – 10</b>	If "Yes" Packaging Wgt. No. Per Container
3. Location of Net Contents Information  <input type="checkbox"/> Label <input type="checkbox"/> Container		4. Size(s) Retail Container  <b>0.08 ounce</b>	
5. Location of Label Directions <input type="checkbox"/> On Label <input type="checkbox"/> On Labeling Accompanying Product			
6. Manner in Which Label is Affixed to Product <input type="checkbox"/> Lithograph <input type="checkbox"/> Stenciled <input type="checkbox"/> Paper glued <input type="checkbox"/> Other _____			
<b>Section - IV</b>			
<b>1. Contact Point (Complete items directly below for identification of individual to be contacted, if necessary, to process this application).</b>			
Name <b>Kim Davis, CC, APC, Manager</b>		Title <b>Consultant/Agent</b>	
		Telephone No. (Include Area Code) <b>(970) 353-0811</b>	
<b>Certification</b>			6. Date Application Received <b>(Stamped)</b>
I certify that the statements I have made on this form and all attachments thereto are true, accurate and complete. I acknowledge that any knowingly false or misleading statement may be punishable by fine or imprisonment or both under applicable law.			
2. Signature 		3. Title <b>Consultant/Agent</b>	
4. Typed Name <b>Kim Davis, CC, APC, Manager</b>		5. Date <b>March 10, 2003</b>	

2/10

**U.S. Environmental Protection Agency**  
1200 Pennsylvania Avenue, N.W.  
Washington, DC 20460-0001



**Notification Acknowledgement**

The following notification submission was received and accepted by the U.S. Environmental Protection Agency as of

(Date)

Identification of notification submission:

<b>Registrant Name:</b>	The Schawbel Corporation
<b>Product Name:</b>	ThermaCELL® Mosquito Repellent
<b>EPA Reg. No.:</b>	71910-2
<b>Notification Date:</b>	March 10, 2003
<b>Notification Purpose:</b>	<ol style="list-style-type: none"><li>1. To notify the Agency of two additional brand names (<i>ThermaCELL® Compact Mosquito Repellent</i> and <i>ThermaCELL® Mini Mosquito Repellent Lantern</i>).</li><li>2. To add selling copy (verbiage taken from use directions) to the front panel.</li><li>3. Revise the order of the use directions for the compact appliance to place them in the proper order.</li><li>4. "Number" the steps on the refill box (when refill mats/cartridges are to be used in any of the appliances or lamps).</li><li>5. Add graphics.</li></ol>

Please return this date-stamped form to:  
**Kim Davis, CC, APC, Manager**  
**RegWest Company, LLC**  
**30856 Rocky Road**  
**Greeley, CO 80631-9375**

30856 Rocky Road  
Greeley, CO 80631-9375  
970-353-0611  
970-353-0613 Fax  
regwestco@aol.com

3/12

# ThermaCELL® Mosquito Repellent

Also Works on Black Flies

Cordless Portable

Odor Free [and] Silent

[No Messy Wax] [Automatic Shut-off switch if lantern tips or is lifted] [Match or Lighter Required to Operate]

Outdoor Activities Without Annoying Mosquitoes

[Protects outdoor areas from Mosquitoes and Black Flies]

Provides 15 Ft. Diameter Protection

Provides 225 sq. ft of Protection for up to 4 Hours per Mat

Repellent Lasts up to 4 Hours

Each Mat Lasts up to 4 Hours Each Cartridge Lasts up to 12 Hours {11 gm.} [28 Hours {26 gm.}]

Repellency Lasts up to [number] Hours {"number" determined by number of mats in box multiplied by 4 hours per mat}

Automatic shut-off switch if lamp tips or is lifted

Ideal For . . . Recreation Areas, Backyards [Yards], Decks and Patios;

Camping [too!], Outdoor Dining, Picnics, Parties, Barbecues and Other Social Events [Gatherings]

Powered by ThermaCELL®

Value [Summer] [Bonus] Pack: [number] free refills

## Active Ingredient:

d-cis/trans allethrin ..... 21.97%

Other Ingredients ..... 78.03%

Total ..... 100.00%

Keep Out of Reach of Children

## CAUTION

See back [side] [bottom] panel for additional  
precautionary statements.

[This Package] Contains  
1 [Reusable] Appliance [Lamp]

{Number} Butane [ThermaCELL®] Cartridge(s)

Net Weight 0.42 oz. each

and

{Number} [Insect] Repellent Mat(s)

Net Weight 0.08 oz. each

NOTIFICATION

MAR 21 2003

{Company Name} offers convenient Refill Kits for use with this product.

Refills available wherever {Company Name or product brand name} repellent products are sold.

EPA Reg. No. 71910-2

EPA Est. 71998-THA-1 43917-ITA-1

## Manufactured for:

The Schawbel Corporation

100 Crosby Drive

Bedford, MA 01730

{[website]}

Toll Free: 1-8-NO SKEETERS

NOTIFICATION

Made and Printed in Italy

Mats Made in Italy

Manufactured in Thailand

MAR 21 2003

Protected by one or more of the following U.S. Patents: 5,700,430; D300,606; D423,071; 6,033,212

## DIRECTIONS FOR USE

It is a violation of Federal law to use this product in a manner inconsistent with its labeling.

### Storage and Disposal

**Storage:** Store unused mats in original packaging in a cool, dry place inaccessible to children and pets. Store appliance [lamp] and butane cartridges in a cool, dry place away from sources of heat. **Disposal: If empty:** Do not reuse empty envelopes [wrappers] or cartridges. Do not puncture or incinerate empty cartridges. Place in trash or offer for recycling if available. **If cartridge is partly filled or for unused mats:** Call your local solid waste agency [or 1-800-CLEANUP] for disposal instructions. Never place unused mats down any indoor or outdoor drain.

*{The following directions will be used when mats are sold with or used in the appliance:}*

For best results allow 10 to 30 minutes, depending upon area, for product to take effect. This product works well in outdoor areas where there is minimal air movement, such as decks, porches, patios and yards. Use one appliance per each 225 square feet (an area 15' x 15') or 15 feet in diameter. Use more appliances in larger areas. Do not expose appliance or mats to rain. Do not contaminate food. Do not leave appliance unattended or use in windy conditions.

1. Remove one [product name] mat from wrapper. One mat lasts up to 4 hours. Mat turns from pale blue to white when active ingredient has been exhausted.
2. Make sure the 'ON/OFF' switch on the appliance is in the 'OFF' position. Insert the mat under the appliance's black grill. To change mats, slide the 'ON/OFF' switch to 'OFF' and allow the appliance to cool completely. Push the used mat out by inserting a fresh one.
3. Remove the appliance cover and butane cartridge cap.
4. Screw the cartridge into the opening of the appliance. Make sure the cartridge is fully inserted by turning it clockwise until it stops. Replace the appliance cover. One ThermaCELL<sup>®</sup> butane cartridge lasts up to 12 hours {11 gm.} [up to 28 hours {26 gm}]. If your appliance fails to heat, it may be out of fuel. Check the fuel level by holding the appliance vertically and looking at the fuel gauge on the bottom. You can see the amount of butane in the cartridge. Replace if empty.
5. Slide the ON/OFF switch to the 'ON' position; the butane gas will begin to flow.
6. Wait approximately 5 to 10 seconds then depress the start button three to five times in rapid succession.
7. To verify the appliance is operating, pick it up and check the lens on the end of the appliance. The light at the end of the appliance glows when the appliance is heating. If the light is not glowing, check to make sure the appliance is 'ON' and cartridge is completely screwed into place; then once again depress the start button three to five times in rapid succession. Check to make sure the light is glowing.
8. Place the appliance on a flat, stable area, with the grill side facing up. Do not touch the grill; it will be hot after a couple of minutes. Some visible vapor will appear during use. This is normal and no cause for concern. When finished using the appliance, slide the 'ON/OFF' switch to the 'OFF' position, and allow the appliance to cool completely. Appliance is now ready for storage.

{Graphics and/or subtitles will be added to final printed labeling}

*{The following directions will be used when mats are sold with or used in the compact appliance:}*

For best results allow 10 to 30 minutes, depending upon area, for product to take effect. This product works well in outdoor areas where there is minimal air movement, such as decks, porches, patios and yards. Use one appliance per each 225 square feet (an area 15' x 15') or 15 feet in diameter. Use more appliances in larger areas. Do not expose appliance or mats to rain. Do not contaminate food. Do not leave appliance unattended or use in windy conditions. Match or lighter required to operate.

To change mats, unscrew the cartridge at least one full turn and verify that the light has stopped glowing then allow the appliance to cool completely. Push the used mat out by inserting a fresh one.

One ThermaCELL butane cartridge lasts up to 12 hours. If your appliance fails to heat, it may be out of fuel. Check the fuel level by holding the cartridge vertically and looking at the fuel level. You can see the amount of butane in the cartridge. Replace if empty.

1. Remove one [product name] mat from wrapper. Insert the mat under the appliance's grill. One mat lasts up to 4 hours. Mat turns from pale blue to white when active ingredient has been exhausted.  
Insert the mat under the appliance's [black] grill. To change mats, unscrew the cartridge at least one full turn and verify that the light has stopped glowing then allow the appliance to cool completely. Push the used mat out by inserting a fresh one.
2. Remove the butane cartridge cap. Screw the cartridge into the opening of the appliance; the butane gas will begin to flow. Make sure the cartridge is fully inserted by turning it clockwise until it stops. One ThermaCELL<sup>®</sup> butane cartridge

lasts up to 12 hours. If your appliance fails to heat, it may be out of fuel. Check the fuel level by holding the cartridge vertically and looking at the fuel level. You can see the amount of butane in the cartridge. Replace if empty.

3. Slide the window on the end of the appliance open to expose the ignition port. Hold a lit match or lighter near the ignition port for 5 seconds or until a popping sound is heard. Screw the cartridge into the opening of the appliance; the butane gas will begin to flow. Make sure the cartridge is fully inserted by turning it clockwise until it stops.
4. Hold a lit match or lighter near the ignition port for 5 seconds or until a popping sound is heard. To verify the appliance is operating, pick it up and look into the ignition port. An orange light inside glows when the appliance is heating. If the light is not glowing, check to make sure the cartridge is completely screwed into place; then once again hold a lit match or lighter near the ignition port. Check to make sure the light is glowing. Slide the window closed to cover the ignition port.
5. Place the appliance on a flat, stable area with the grill side facing up; do not place the appliance so that it is standing on the cartridge. Do not touch the grill; it will be hot after a couple of minutes. Some visible vapor will appear during use. This is normal and no cause for concern.
6. When finished using the appliance, unscrew the cartridge at least one full turn and verify that the light has stopped glowing; allow the appliance to cool completely. Appliance is now ready for storage.

{Graphics and/or subtitles will be added to final printed labeling}

***{The following directions will be used when mats are sold with or used in the lamp unit:}***

For best results allow 10 to 30 minutes, depending upon area, for product to take effect. This product works well in outdoor areas where there is minimal air movement, such as decks, porches, patios and yards. It is great for camping. Use one lamp per each 225 square feet (an area 15' x 15') or 15' in diameter. Use more lamps in larger areas. Do not expose lamps or mats to rain. Do not contaminate food. Do not leave lamp unattended or use in windy conditions. [Features] adjustable lamp light. Automatic shut-off switch if lamp tips or is lifted. No messy wax [candles] to drip or spill. Lamp provides diffused [gentle] light as it repels mosquitoes, black flies, flying insects, bugs and biting flies. Provides up to 4 hours protection per mat. Simply turn lamp on, push the button and enjoy the outdoors in mosquito and bug-free comfort for hours.

At the highest setting each mat lasts up to 2 hours and each ThermaCELL® butane cartridge lasts up to 6 hours {11 gm.} [up to 14 hours {26 gm.}]. At the lowest setting each mat lasts up to 4 hours and each ThermaCELL® butane cartridge lasts up to 12 hours {11 gm.} [up to 28 hours {26 gm.}]. Mat turns from pale blue to white when repellent has been exhausted. Some visible vapor will appear during use. This is normal and no cause for concern.

1. Remove one [product name] mat from wrapper.
2. With globe in the OFF position, insert the mat under the grill at the top of the lamp.
3. Remove the butane cartridge cap and screw cartridge into the opening of the lamp base by turning the cartridge clockwise until it stops. Make sure the cartridge is fully inserted.
4. Place the lamp on a flat stable area. Rotate the globe clockwise to the maximum setting. [Slide the ON/OFF switch to the maximum setting.] The gas will begin to flow.
5. Wait approximately 5 to 10 seconds then depress the start button three to five times in rapid succession.
6. Verify the lamp is operating (lamp will glow). If the lamp fails to glow, check to make sure the lamp is turned on and the cartridge is fully inserted. Also check the cartridge's fuel level. If the fuel level in the cartridge is empty, turn lamp off and replace the cartridge, repeating steps 3 through 6.
7. Adjust the light and the rate at which the repellent and butane are used by turning the globe [by sliding the ON/OFF switch].
8. When finished using the lamp, rotate the globe [slide the ON/OFF switch] to the OFF position. Allow the lamp to completely cool before storing.
9. To replace a used mat, turn off lamp and allow to completely cool. Push the used mat out by inserting a fresh mat.

{Graphics and/or subtitles will be added to final printed labeling}

***{The following directions will be used when mats are sold with or used in the mini lamp:}***

For best results allow 10 to 30 minutes, depending upon area, for product to take effect. This product works well in outdoor areas where there is minimal air movement, such as decks, porches, patios and yards. It is great for camping. Use one lamp per 225 square feet (an area 15' x 15') or 15 feet in diameter. Use more lamps in larger areas. Do not expose lamps or mats to rain. Do not contaminate food. Do not leave lamp unattended or use in windy conditions. Automatic shut-off switch if lamp tips or is lifted. No messy wax [candles] to drip or spill. Lamp provides diffused [gentle] light as it repels mosquitoes, black flies, flying insects, bugs and biting flies. Provides up to 4 hours protection per mat. Simply screw in the cartridge, light the lamp with any match or lighter and enjoy the outdoors in mosquito- and bug-free comfort for hours. Match or lighter required to operate.

Each mat lasts up to 4 hours and each ThermaCELL® butane cartridge lasts up to 12 hours. Mat turns from pale blue to white when repellent has been exhausted. Some visible vapor will appear during use. This is normal and no cause for concern.

1. Remove one [product name] mat from wrapper.
2. Insert the mat under the grill at the top of the lamp.
3. Remove the butane cartridge cap and screw cartridge into the opening in the lamp base by turning the cartridge clockwise until it stops. The gas will begin to flow. Make sure the cartridge is fully inserted.
4. Place the lamp on a flat, stable area. Flip open the top of the lamp and hold a lit match or lighter near the white tube in the center of the globe. Verify the lamp is operating (lamp will glow), then close the top of the lamp. If the lamp fails to glow check to make sure the cartridge is fully inserted. Also check the cartridge's fuel level. If the fuel level in the cartridge is empty, replace the cartridge and repeat steps 3 and 4.
5. Do not touch the top of the lamp; it will be hot after a couple of minutes. If you have to re-light the lamp, make sure it has completely cooled before opening the top.
6. To move the lamp while it is operating, pick it up by the base while holding the button on the side of the base with your thumb. This will temporarily prevent the automatic shut-off switch from extinguishing the flame when you pick up the lamp.
7. When finished using the lamp, unscrew the cartridge at least one full turn and verify that the lamp is no longer glowing. Allow the lamp to completely cool before storing.
8. To replace a used mat, turn off lamp by unscrewing the cartridge and allow lamp to cool completely. Push the used mat out by inserting a fresh mat.

{Graphics and/or subtitles will be added to final printed labeling}

### **PRECAUTIONARY STATEMENTS**

#### **Hazards to Humans & Domestic Animals**

**CAUTION:** Only for outdoor use as an insect repellent. Do not use indoors, in tents or any enclosed area. Harmful if inhaled. Avoid breathing vapors. Do not touch the grill while the appliance [lamp] is in use. The grill is hot while in use. Do not insert anything other than [product name] mats into the appliance [lamp].

#### **First Aid**

<b>If Inhaled:</b>	<ul style="list-style-type: none"><li>• Move person to fresh air.</li><li>• If person is not breathing, call 911 or an ambulance, then give artificial respiration, preferably by mouth-to-mouth, if possible.</li><li>• Call a poison control center or doctor for further treatment advice.</li></ul>
Have the product container or label with you when calling a poison control center or doctor, or going for treatment. [You may also contact 1-800-xxx-xxxx for emergency medical treatment information.]	

{Note: The first aid statements' grid format will be used if market label space permits; otherwise a paragraph format will be used.}

#### **Physical and Chemical Hazards**

Place appliance [lamp] on a flat, stable surface [with the grill facing upward]. Do not cover with any material while in use. Clean with a damp cloth only when the appliance [lamp] is cool and inactive. Cartridge contains flammable, pressurized butane. Do not use near fire or flame. Protect the butane cartridges from sunlight. Do not expose them to temperatures above 120°F (50°C). Do not pierce, break or incinerate butane cartridges, even after use. Butane cartridges other than ThermaCELL® cartridges will not work in this appliance [lamp]. Seller will not be held responsible for damage, injury or poor performance caused by use of other butane cartridges or repellent mats.

#### **Environmental Hazards**

This pesticide is highly toxic to fish. Do not apply directly to water. Drift from treated areas may be hazardous to organisms in adjacent aquatic sites.

#### **{Optional Selling Copy}**

#### **ThermaCELL® Mosquito Repellent**

Also Works on Black Flies

Continuous • Convenient • Easy to Use • Effective

Mosquitoes, black flies, bugs, outdoor flying insects and biting flies can spoil just about any outdoor activity whether you are entertaining guests at a barbecue or working in your backyard. Now you can alleviate the annoyance from these insects with passive protection for up to four hours. This product efficiently repels and reduces the annoyance of mosquitoes, black flies, outdoor flying insects, bugs and biting flies in an area as large as an average-size deck or patio (15 feet in diameter or 225 square feet [an area 15' x 15']) for up to four hours. This product is portable and can be taken anywhere you expect annoying mosquitoes, black flies, outdoor flying insects, bugs and biting flies to be a problem. For use in backyards, other recreational areas and on patios, decks, etc.

This product is odor free and silent so you can use it in comfort; it pleasantly protects your outdoor areas from mosquitoes, black flies, flying insects, bugs and biting flies. Its design is attractive so you will be comfortable using it when you entertain guests, yet functional so it is effective and easy to use. Makes outdoor evenings and outings enjoyable again! Simply insert the cartridge and repellent mat and push two buttons to start. [Simply insert the cartridge and repellent mat, rotate the globe [slide the switch] and push the button.] [Simply screw in the cartridge and light with a match or lighter.] It silently and continuously releases a repellent that protects your outdoor area from mosquitoes, black flies, outdoor flying insects, bugs and biting flies for up to four hours.

**Guarantee:** Appliance [lamp] is guaranteed to last [number] year[s] from date of purchase. If [the] appliance [lamp] fails to perform to your satisfaction, send the appliance [lamp] and receipt to [Company Name] for a full refund of purchase price or repair or replacement.

ThermaCELL® is a Registered Trademark of the Schawbel Corporation

{Mat Label}

**ThermaCELL® Mosquito Repellent Mat**

**Active Ingredient:**

d-cis/trans allethrin ..... 21.97%

**Other Ingredients** ..... 78.03%

Total ..... 100.00%

**Keep Out of Reach of Children**

**CAUTION**

**See outer carton for additional precautionary statements  
and Directions for Use.**

**Net Weight: 0.08 oz.**

**EPA Reg. No. 71910-2**

**EPA Est. 43917-ITA-1**

**Manufactured for:**

**The Schawbel Corporation**

100 Crosby Drive

Bedford, MA 01730

Made [and Printed] in Italy

{ThermaCELL® Butane Cartridge Labeling}

**ThermaCELL® Butane Cartridge**

**Important:** Contains Butane. Contents under pressure. Do not puncture or incinerate. Do not use near sparks or open flames, store at temperatures above 120°F (50°C) or expose cartridge to prolonged sunlight. Keep cartridge out of children's reach. Use only with ThermaCELL® Mosquito Repellent [mats] [appliance] [lamp]. Seller is not responsible for damage caused by using this butane cartridge in other butane products.

**Net Weight: 0.42 oz.**

**The Schawbel Corporation**

100 Crosby Drive

Bedford, MA 01730

ThermaCELL® is a Registered Trademark of the Schawbel Corporation

8/12

**{Appliance Labeling}**

**ThermaCELL® Mosquito Repellent Appliance**

**CAUTION - HOT SURFACE**  
**Keep Out of Reach of Children**

Only for outdoor use as an insect repellent. Do not use indoors, in a tent or any enclosed area. Do not touch the [black] grill while the appliance is in use. [Black] [G]grill is hot while in use. Place on a flat, stable surface with the [black] grill facing upward. Do not cover with any material while in use. Appliance contains flammable butane. Do not use near fire or flame. Read **Directions for Use** and **Precautionary Statements** prior to use. Butane cartridges other than ThermaCELL® will not work in this appliance. Seller will not be held responsible for damage, injury or poor performance caused by use of other butane cartridges or repellent mats.

**The Schawbel Corporation**

100 Crosby Drive

Bedford, MA 10730

781-541-6900

[www.mosquitorepellent.com](http://www.mosquitorepellent.com)

U.S. Patent Nos. 5,700,430; **D423,071**

Other Patents Pending.

ThermaCELL® is a Registered Trademark of the Schawbel Corporation

**{Lamp Labeling:}**

**ThermaCELL® Mosquito Repellent Lamp**

**CAUTION - HOT SURFACE**  
**Keep Out of Reach of Children**

Only for outdoor use as an insect repellent. Do not use indoors, in a tent or any enclosed area. Do not touch the grill while in use. Grill is hot while in use. Place on a flat, stable surface with the grill facing upward. Do not cover with any material while in use. Lamp contains flammable butane. Do not use near fire or flame. Read **Directions for Use** and **Precautionary Statements** prior to use. Butane cartridges other than ThermaCELL® will not work in this lamp. Seller will not be held responsible for damage, injury or poor performance caused by use of other butane cartridges or repellent mats.

**The Schawbel Corporation**

100 Crosby Drive

Bedford, MA 01730

[{website}]

U.S. Patent Nos. 6,033,212; 5,700,430; D300,606

Other Patents Pending.

ThermaCELL® is a Registered Trademark of the Schawbel Corporation

[ ] Denotes alternate/optional verbiage

{ } Denotes verbiage not printed on market labeling

**{Note:** "Device" may be universally substituted for "appliance;" "mat slot area" may be universally substituted for "grill;" and "lantern" may be universally substituted for "lamp."




9/12

ThermaCELL®

# Compact Mosquito Repellent

Ideal For Decks, Yards and Patios. Camping too!



ThermaCELL®

ThermaCELL®

ThermaCELL®

# Compact Mosquito Repellent

Powered by ThermaCELL®

## Package Contains:

Appliance



2 Repellent Mats



1 ThermaCELL® Cartridge

# Compact Mosquito Repellent

Provides 15 Ft. Diameter Protection  
Repellency Lasts Up To 8 Hours



KEEP OUT OF REACH OF CHILDREN

**CAUTION:** See back panel for additional precautionary statements

Protects outdoor areas from Mosquitoes and Black Flies



## Contains:

1 Reusable Appliance  
1 Butane Cartridge  
NET WT 0.42 OZ.  
2 Insect Repellent Mats  
NET WT 0.08 OZ. EACH

## Active Ingredient:

d-cis/trans allethrin 21.97%  
Other Ingredients 78.03%  
Total .....100.00%

**Cordless - Portable**  
**Odor Free - Silent**

- Repellency Lasts Up To 8 Hours
- Each Mat Lasts Up To 4 Hours
- Each Cartridge Lasts Up To 12 Hours

The Schawbel Corporation offers convenient Refill Kits for use with this product. Refills available wherever ThermaCELL repellent products are sold.

EPA Reg. No. 71910-2  
EPA Est. 71998-THA-1

Manufactured for:  
The Schawbel Corporation  
100 Crosby Drive, Bedford, MA 01730  
www.mosquitorepellent.com  
Toll Free: 1-8-NO SKEETERS

Mats Made in Italy  
Manufactured in Thailand

Protected by one or more of the following U.S. Patents:  
5,700,430; D300,606

**Guarantee:** Appliance is guaranteed to last 1 year from date of purchase. If the appliance fails to perform to your satisfaction, send the appliance and receipt to The Schawbel Corporation for a full refund of purchase price or repair or replacement.

ThermaCELL® is a Registered Trademark of The Schawbel Corporation.

NOTIFICATION  
MAR 21 2003


10/12

job number	5014	dlc
job description	Comp.	
production date	12.04	
target colors		
proof information	This proof does not show Print free areas are to be All elements are for posts This print is not a contract At 100% size this box is 2'	
m&b	371 cabot	1 978 922

# ThermaCELL®

# Compact Mosquito Repellent

## Compact Mosquito Repellent

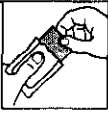
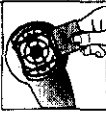
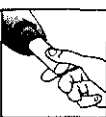
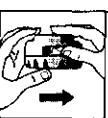
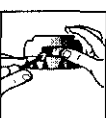
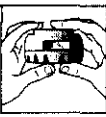



Match or  
Lighter  
Required  
to Operate

Reusable  
Appliance

### DIRECTIONS FOR USE

It is a violation of Federal law to use this product in a manner inconsistent with its labeling.

- Remove one ThermaCELL® Mosquito Repellent mat from wrapper. Insert the mat under the appliance's grill. One mat lasts up to 4 hours. Mat turns from pale blue to white when active ingredient has been exhausted.
 

- Remove the butane cartridge cap. Screw the cartridge into the opening of the appliance; the butane gas will begin to flow. Make sure the cartridge is fully inserted by turning it clockwise until it stops.
 
- Slide the window on the end of the appliance open to expose the ignition port. Hold a lit match or lighter near the ignition port for 5 seconds or until a popping sound is heard.
 

- To verify the appliance is operating, pick it up and look into the ignition port. An orange light inside glows when the appliance is heating. If the light is not glowing, check to make sure the cartridge is completely screwed into place; then once again hold a lit match or lighter near the ignition port. Check to make sure the light is glowing. Slide the window closed to cover the ignition port.
 
- Place the appliance on a flat, stable area with the grill side facing up; do not place the appliance so that it is standing on the cartridge. Do not touch the grill; it will be hot after a couple of minutes. Some visible vapor will appear during use. This is normal and no cause for concern.
- When finished using the appliance, unscrew the cartridge at least one full turn and verify that the light has stopped glowing; allow the appliance to cool completely. Appliance is now ready for storage.
 

For best results allow 10 to 30 minutes, depending upon area, for product to take effect. This product works well in outdoor areas where there is minimal air movement, such as decks, porches, patios and yards. Use one appliance per each 225 square feet (an area 15' x 15') or 15 feet in diameter. Use more appliances in larger areas. Do not expose appliance or mats to rain. Do not contaminate food. Do not leave appliance unattended or use in windy conditions. Match or lighter required to operate.

To change mats, unscrew the cartridge at least one full turn and verify that the light has stopped glowing then allow the appliance to cool completely. Push the used mat out by inserting a fresh one.

One ThermaCELL butane cartridge lasts up to 12 hours. If your appliance fails to heat, it may be out of fuel. Check the fuel level by holding the cartridge vertically and looking at the fuel level. You can see the amount of butane in the cartridge. Replace if empty.

### Storage and Disposal

**Storage:** Store unused mats in original packaging in a cool, dry place inaccessible to children and pets. Store appliance and butane cartridges in a cool, dry place away from sources of heat.  
**Disposal:** If empty: Do not reuse empty wrappers or cartridges. Do not puncture or incinerate empty cartridges. Place in trash or offer for recycling if available. If cartridge is partly filled or for unused mats: Call your local solid waste agency for disposal instructions. Never place unused mats down any indoor or outdoor drain.

### PRECAUTIONARY STATEMENTS

#### Hazards to Humans & Domestic Animals

**CAUTION:** Only for outdoor use as an insect repellent. Do not use indoors, in tents or any enclosed area. Harmful if inhaled. Avoid breathing vapors. Do not touch the grill while the appliance is in use. The grill is hot while in use. Do not insert anything other than ThermaCELL mats into the appliance.

#### Physical and Chemical Hazards

Place appliance on a flat, stable surface with the grill facing upward. Do not cover with any material while in use. Clean with a damp cloth only when the appliance is cool and inactive. Cartridge contains flammable, pressurized butane. Do not use near fire or flame. Protect the butane cartridges from sunlight. Do not expose them to temperatures above 120°F (50°C). Do not pierce, break or incinerate butane cartridges, even after use. Butane cartridges other than ThermaCELL® cartridges will not work in this appliance. Seller will not be held responsible for damage, injury or poor performance caused by use of other butane cartridges or repellent mats.

#### Environmental Hazards

This pesticide is highly toxic to fish. Do not apply directly to water. Drift from treated areas may be hazardous to organisms in adjacent aquatic sites.

#### First Aid

**If inhaled:** Move person to fresh air. If person is not breathing, call 911 or an ambulance, then give artificial respiration, preferably by mouth-to-mouth, if possible. Call a poison control center or doctor for further treatment advice. Have the product container label with you when calling a poison control center or doctor for treatment.

# Mosquito Repellent

**REFILLS**



ThermaCELL

ThermaCELL®



**Mosquito Repellent**

**REFILLS**



For Appliance



For Lantern

# Mosquito Repellent

**REFILLS**

## Contains:

**1 Butane Cartridge**

NET WT. 0.42 oz.

**3 Insect Repellent Mats**

NET WT. 0.08 oz. each

## ACTIVE INGREDIENT:

d-cis/trans allethrin 21.97%

OTHER INGREDIENTS 78.03%



Total 100.00%

**KEEP OUT OF REACH**

**OF CHILDREN**

**CAUTION**

See back panel for additional precautionary statements



ThermaCELL



**Mosquito Repellent**

**REFILLS**



For Compact Appliance



For Mini Lantern

ThermaCELL

# Mosquito Repellent

**REFILLS**

## DIRECTIONS FOR USE

It is a violation of Federal law to use this product in a manner inconsistent with its labeling.

For best results allow 10 to 30 minutes, depending upon area, for product to take effect. Each mat lasts up to 4 hours and each cartridge lasts up to 12 hours. Mats turn from pale blue to white when repellent has been exhausted. Use one appliance/lantern for each 225 square feet or 15 feet in diameter. Use more appliances/lanterns in larger areas. To change mats, make sure appliance/lantern is OFF and cool, then push used mat out by inserting a fresh one. Do not contaminate food. Do not leave appliance/lantern unattended or use in windy conditions.

## ThermaCELL Mosquito Repellent

1. Remove one mat from wrapper.
2. With appliance OFF and completely cool, insert mat under grill.
3. Remove appliance cover and butane cartridge cap. Screw cartridge into appliance and replace appliance cover if provided.
4. **Full Size Appliance:** Switch appliance to ON, wait 5 to 10 seconds then depress START button 3 to 5 times in rapid succession. **Compact Appliance:** Slide open window covering ignition port. Hold lit match or lighter near ignition port. Slide window closed to cover ignition port.
5. Verify appliance is heating; orange light at end of appliance will glow. Place appliance on a flat, stable area.
6. **Full Size Appliance:** When finished using, turn appliance OFF. **Compact Appliance:** When finished using, unscrew cartridge.
7. Allow appliance to completely cool and then store.

## ThermaCELL Mosquito Repellent Lantern

1. Remove one mat from wrapper.
2. With lantern OFF and completely cool, insert mat under grill.
3. Remove butane cartridge cap and screw into lantern base opening. Place lantern on a flat, stable area.
4. **Full Size Lantern:** Rotate globe to MAX setting, wait 5 to 10 seconds then depress START button 3 to 5 times in rapid succession. **Mini Lantern:** Open lantern cover and hold a lit match or lighter near white tube in center. Close lantern cover.
5. Verify lantern is operating; lantern will glow. For full size lantern, adjust light by turning globe.
6. **Full Size Lantern:** When finished using lantern, rotate globe to OFF position.
7. **Mini Lantern:** When finished using lantern, unscrew cartridge.

**Storage:** Store unused mats in original packaging in a cool, dry place inaccessible to children and pets. Store unit and butane cartridges in a cool, dry place away from sources of heat. **Disposal:** If empty: Do not reuse empty wrappers or cartridges. Do not puncture or incinerate empty cartridges. Place in trash or offer for recycling if available. **If cartridge is partly filled or for unused mats:** Call your local solid waste agency for disposal instructions. Never place unused mats down any indoor or outdoor drain.

## PRECAUTIONARY STATEMENTS

### Hazards to Humans & Domestic Animals

**CAUTION:** Only for outdoor use as an insect repellent. Do not use indoors, in tents or any enclosed area. Harmful if inhaled. Avoid breathing vapors. Do not touch the grill while the appliance/lantern is in use. The grill is hot while in use. Do not insert anything other than ThermaCELL® Repellent mats into the appliance/lantern.

### Physical and Chemical Hazards

Place appliance/lantern on a flat, stable surface. Do not cover with any material while in use. Clean with a damp cloth only when the appliance/lantern is cool and inactive. Cartridge contains flammable, pressurized butane. Do not use near fire or flame. Protect the butane cartridges from sunlight. Do not expose them to temperatures above 120°F (50°C). Do not pierce, break or incinerate butane cartridges, even after use. Butane cartridges other than ThermaCELL® cartridges will not work in this appliance/lantern. Seller will not be held responsible for damage, injury or poor performance caused by use of other butane cartridges or repellent mats.

### Environmental Hazards

This pesticide is highly toxic to fish. Do not apply directly to water. Drift from treated areas may be hazardous to organisms in adjacent aquatic sites.

### First Aid

If inhaled: Move person to fresh air. If person is not breathing, call 911 or an ambulance, then give artificial respiration, preferably by mouth-to-mouth, if possible. Call a poison control center or doctor for further treatment advice. Have the product container or label with you when calling a poison control center or doctor, or going for treatment.

EPA Reg. No. 71917-2

EPA No. 71998-1, HA-1

Protected by one or more of the following

U.S. Patents: 6,033,212; 5,700,430; D300,606

Manufactured for:

The Shawbel Corporation

100 Crosby Drive

Bedford, MA 01730

www.mosquitorepellent.com



0 21363 24000 1

12/12

Mat Label

Manufactured for:  
**THE SCHAWBEL CORPORATION**  
 100 Crosby Drive  
 Bedford, MA 01730

**ThermaCELL® Mosquito Repellent  
 MAT**

Active Ingredient:	
d-cis/trans allethrin .....	21.97%
Other Ingredients .....	78.03%
Total .....	100.00%

**Keep Out of Reach of Children**  
**CAUTION**  
 See outer carton for additional precautionary statements and  
 Directions for Use.

Net weight: 0.08 oz.  
 EPA Reg. No. 71910-2      EPA Est. 43917-ITA-1

Made and Printed in Italy

Compact Appliance Label

**ThermaCELL® Compact  
 Mosquito Repellent Appliance**  
**CAUTION - HOT SURFACE**  
**Keep Out of Reach of Children**

Only for outdoor use as an insect repellent. Do not use indoors, in a tent or any enclosed area. Do not touch the grill while the appliance is in use. Grill is hot while in use. Place on a flat, stable surface with the grill facing upward. Do not cover with any material while in use. Appliance contains flammable butane. Do not use near fire or flame. Read *Directions for Use and Precautionary Statements* prior to use. Butane cartridges other than ThermaCELL will not work in this appliance. Seller will not be held responsible for damage, injury or poor performance caused by use of other butane cartridges or repellent mats.

The Schawbel Corporation  
 100 Crosby Drive  
 Bedford, MA 01730 781-541-6900  
[www.mosquitorepellent.com](http://www.mosquitorepellent.com)  
 U.S. Patent No. 5,700,430

Cartridge Label

**ThermaCELL®      ThermaCELL®**  
**ThermaCELL® Butane Cartridge**

**IMPORTANT:** Contains Butane. Contents under pressure. Do not puncture or incinerate. Do not use near sparks or open flames, store at temperatures above 120°F (50°C) or expose cartridge to prolonged sunlight. Keep cartridge out of children's reach. Use only with ThermaCELL® Mosquito Repellent. Seller is not responsible for damage caused by using this butane cartridge in other butane products. Net Weight 0.42 oz.

The Schawbel Corporation, 100 Crosby Drive, Bedford, MA 01730

