



UNITED STATES ENVIRONMENTAL PROTECTION AGENCY  
WASHINGTON, DC 20460

OFFICE OF CHEMICAL SAFETY  
AND POLLUTION PREVENTION

October 27, 2021

Nicole Perkinson  
Authorized Agent, to Xcell LLC  
Medentech Ltd.  
Whitemill Industrial Estate  
Clonard Road, Wexford, Ireland

Subject: PRIA Label Amendment – Addition of Electrostatic Sprayer Claims  
Product Name: KLORSEPT  
EPA Registration Number: 71847-6  
Application Date: January 27, 2021  
Action Case Number: 00216556

Dear Nicole Perkinson:

The amended label referred to above, submitted in connection with registration under the Federal Insecticide, Fungicide and Rodenticide Act (FIFRA), as amended, is acceptable. This approval does not affect any conditions that were previously imposed on this registration. You continue to be subject to existing conditions on your registration and any deadlines connected with them.


A stamped copy of your labeling is enclosed for your records. This labeling supersedes all previously accepted labeling. Pursuant to 40 CFR 156.10(a)(6), you must submit one copy of the final printed labeling before you release the product for shipment with the new labeling. In accordance with 40 CFR 152.130(c), you may distribute or sell this product under the previously approved labeling for 18 months from the date of this letter. After 18 months, you may only distribute or sell this product if it bears this new revised labeling or subsequently approved labeling. "To distribute or sell" is defined under FIFRA section 2(gg) and its implementing regulation at 40 CFR 152.3.

Should you wish to add/retain a reference to the company's website on your label, then please be aware that the website becomes labeling under FIFRA and is subject to review by the Agency. See FIFRA section 2(p)(2). If the website is false or misleading, the product would be misbranded and unlawful to sell or distribute under FIFRA section 12(a)(1)(E). 40 CFR 156.10(a)(5) list examples of statements EPA may consider false or misleading. In addition, regardless of whether a website is referenced on your product's label, claims made on the website may not substantially differ from those claims approved through the registration process, FIFRA section 12(a)(1)(B). Therefore, should the Agency find or if it is brought to our attention that a website contains false or misleading statements or claims substantially differing from the EPA approved registration, the website will be referred to the EPA's Office of Enforcement and Compliance.

Page 2 of 2  
EPA Reg. No. 71847-6  
Action Case No. 00216556

Your release for shipment of the product constitutes acceptance of these conditions. If these conditions are not complied with, the registration will be subject to cancellation in accordance with FIFRA section 6. If you have any questions, please contact Daniel Halpert by phone at (202) 566-0816, or via email at [halpert.daniel@epa.gov](mailto:halpert.daniel@epa.gov).

Sincerely,

A handwritten signature in black ink that reads "Steven Snyderman". The signature is written in a cursive style with a horizontal line underneath the name.

Steven Snyderman, Product Manager 33  
Regulatory Management Branch II  
Antimicrobials Division (7510P)  
Office of Pesticide Programs

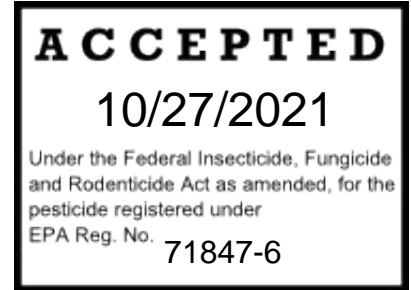
Enclosure: Stamped Label

{All text in brackets [xxx] is optional and may or may not be intended on a final label.}  
{All text in braces {xxx} is administrative and will not appear on a final label.}

# KLOORSEPT

{Alternate product names:}

- [Aquatabs Food Service Tablets]
- [Seprivet]
- [Credence]
- [BruTab 6S]
- [Aquasept]
- [Mastisept]
- [Purtab Effervescent Sanitizing/Disinfectant tablets]
- [Vigilant]
- [TexTab TX6460]
- [3M C. Diff] {only for use on labels with *C. difficile* use instructions}
- [Presept]
- [Reliant]
- [Defense Soap]
- [GreenKlean Chlorinated Disinfecting Tablets]



{Healthcare} {Institutional} {Industrial} {Optional marketing statements. One or more statements may be combined.}  
{General Marketing Claims}

- [For use in [Cleaning] [and] [Disinfection] [and] [Sanitizing] on hard non-porous surfaces in [amusement parks], [breweries], [beverage and food processing plants], [egg processing plants], [food processing and canning plants], [bottling plants], [fish processing plants], [meat and poultry processing plants], [schools], [universities], [hospitals], [neo-natal units], [physicians-or pediatricians offices], [office buildings], [nursing homes], [elder care centers], [child care centers], [daycares], [shelters], [cafeterias], [diners], [eating establishments], [institutional dining establishments], [hotels] [restaurants], [food service], [stores], [shops], [camp sites], [casinos], [movie theaters], [veterinary clinics], [zoos and aquariums], [milk processing facilities], [milk handling and processing plants], [dairy farms], [farms], [poultry premises] [poultry housing], [poultry hatcheries], [and] [livestock quarters], [industrial facilities], [military installations], [kennels], [boarding facilities], [laboratories], [lab animal facilities], [licensed care facilities], [institutions], [catering], [catering kitchens], [vending machines], [kitchens], [[Intensive Care Unit] [ICU] operating rooms], [emergency waiting rooms], [dental facilities], [gyms], [locker room facilities], [health clubs], [restrooms], [Tattoo parlors], [[manicure] [pedicure] salons] [or] [and] [commercial laundries], [Potable Water Treatment], [prisons].]
- [This product] {or marketed product name} [is for use in:]
  - [Hospitals, nursing homes, medical and dental offices and clinics, operating rooms, isolation wards, and medical research facilities.]
  - [Daycare centers and nurseries.]
  - [Veterinary clinics, animal life science laboratories, kennels, breeding and grooming establishments, pet animal quarters, zoos, pet shops, and other animal care facilities.]
  - [[Cosmetic], [pharmaceutical], [and] [medical device] [manufacturing facilities], [biotechnology firms], [pharmacies], [and] [compounding pharmacies].]
- [Easy], [Convenient], [Accurate Measurement]
- [Strong]
- [Simple]
- [Small]
- [Simple to use]
- [Small in size]
- [Sustainable] [Less packaging to throw away]
- [Compact – storage takes up less shelf space]
- [Single dose tablet delivers accurate strength solution every time, eliminating “measure and pour” guesswork]
- [Convenient tablet form that is dissolved in water. Solution can be applied with dry wipes]

- Convenient tablet form that can be diluted and applied with dry wipes
- [Can be applied [using] [spray], [mop], [wipe], [cloth], [sponge], [brush], [foaming equipment], [electrostatic sprayer; refer to "Direction for use when using an electrostatic sprayer device"]. [or] [coarse trigger sprayer], [coarse mechanical spray]
- [This product] {or marketed product name} [provides effective cleaning strength that will not dull high gloss floors finishes with repeated use.]
- [Removes Mold and Mildew stains]
- [Do not use on any metals or metal surfaces, enamel bathtubs, fine wood surfaces, wool and silk fabrics, man-made, colored, or any fabric with a special finish. Test on inconspicuous area prior to use.]

{Disinfectant Marketing Claims}

- [Effective against *Clostridioides difficile* spores] [formerly *Clostridium difficile*] [in 4 minutes]
- [Concentrated broad-spectrum disinfectant/virucide with efficacy against [*Clostridioides difficile*] [formerly *Clostridium difficile*] [*C. diff*] spores]
- [Effective one-step disinfectant-cleaner [with sporicidal activity against *Clostridioides difficile*] [formerly *Clostridium difficile*] (when use-directions for disinfection are followed) for use in [hospitals] [ambulatory care centers] [long term care facilities,] [and] [other healthcare settings]]
- [Proven "one-step" disinfectant – virucide which is effective in water up to 400ppm hardness in the presence of 5% serum contamination]
- [Proven "one-step" disinfectant – virucide.]
- [This product {marketed product name} Is designed for killing [*Clostridioides difficile*] [formerly *Clostridium difficile*] [*C. diff*] spores [on surfaces] [on precleaned, hard non-porous surfaces] in hospitals]
- [Effective against [insert any organism from list of organisms] and [*Clostridioides difficile*] [formerly *Clostridium difficile*] [*C. diff*] spores [in hospitals] [in 4 minutes]]
- [Effective for daily use against [insert any organism from list of organisms] [and] [*Clostridioides difficile*] [formerly *Clostridium difficile*] [*C. diff*] spores [in hospitals].]
- [Daily use product with [*Clostridioides difficile*] [formerly *Clostridium difficile*] [*C. diff*] spore efficacy [allows for product standardization]
- [Daily defense against [*Clostridioides difficile*] [formerly *Clostridium difficile*] [*C. diff*] spores]
- [Tough on [*Clostridioides difficile*] [formerly *Clostridium difficile*] [*C. diff*] spores but easy on surfaces and designed for daily use.
- [Effective against [Hepatitis A Virus] [and] [Hepatitis B Virus] [and] [Hepatitis C Virus]
- [Kill germs]
- [Kills 99.9% of bacteria]
- [Broad spectrum disinfectant]
- [Eliminates 99.9% of microbes and contaminants]
- [Sporicidal Disinfectant in effervescent tablet form]
- [Effective against a broad range of microorganisms]
- [Kills *C. diff* [*Clostridioides difficile* spores] [formerly *Clostridium difficile*] in 4 minutes!]
- Kills HIV-1, Hepatitis A [Virus], Hepatitis B [Virus] and Hepatitis C [Virus] in 1 minute]
- [Disinfects against] {or} [Effective against] {or} [Tested and proven effective against] SARS-CoV-2 [the cause of COVID 19] {or} [the coronavirus that causes COVID-19] [in 4 minutes at 1076ppm ] on hard, nonporous surfaces
- [Kills SARS associated Coronavirus 2 [in 4 mins at 1076 ppm] on hard, nonporous surfaces
- [Complies with surface disinfection recommendations from OSHA's Bloodborne Pathogen Standard]
- [Hospital Disinfectant]
- [This product] {or marketed product name} [is designed to provide effective cleaning, and disinfection in areas where it is of prime importance in controlling cross contamination on treated pre-cleaned, hard, non-porous, inanimate surfaces.]
- [This product when used as directed is formulated to [disinfect], [clean] washable hard, non-porous surfaces of: [Hospital beds], [examining tables], [operating tables], [medical equipment surfaces], [counters], [walls], [ceilings], [shower stalls], [bathroom fixtures], [kennel/cage floors], [examination tables], [athletic mats], [exercise equipment], [and] [locker rooms areas], [whirlpools], [Hubbard tanks], [food preparation] [and] [[food]storage areas] [and] [other hard, non-porous surfaces].]
- [This product] {or marketed product name} [is a [disinfectant that disinfects] pre-cleaned, hard, non-porous, inanimate surfaces. This [cleaning] process may be accomplished with any cleaner solution including [this product] {or marketed product name}
- [Disinfects] [Cleans]

- [Kills 99.9% of viruses<sup>[†]</sup> and bacteria]
- [Wipes out / Mops out 99.9% of most germs [including [*Staphylococcus aureus*], [*Salmonella enterica*], [and] [*Pseudomonas aeruginosa*] [Cold and Flu viruses\*] [\*respiratory syncytial virus and Influenza A Virus H1N1] when used at contact times as indicated in the usage table]
- [Room temperature disinfectant]
- [This product, a broad spectrum disinfectant, contains 48.21% of sodium dichloroisocyanurate per tablet. This is equivalent to 31.1% of available chlorine.]

{Sanitizer Marketing Claims}

- [Food Contact Sanitizer]
- [Effervescent Sanitizing Tablet for Food Contact Surfaces]
- [Sanitizer]
- [Approved by NSF [for drinking water] [as [D2] No Rinse Sanitizer]
- [[This product] {or marketed product name} is recommended for sanitizing all types of hard, non-porous equipment [and utensils] used in [food processing] [and canning plants], [bottling plants], [breweries], [fish processing plants], [meat [and poultry] processing plants], [milk handling and processing plants], [stores], [restaurants] and [institutional dining establishments]]
- [[This product] {or marketed product name} is an effective sanitizing agent on hard, non-porous surfaces. Treatment with this product throughout food and beverage processing and food handling operations can help ensure the quality of the final product.]
- [This product] {or marketed product name} is a sanitizer [that sanitizes] [for] pre-cleaned, hard, non-porous, inanimate surfaces. This [cleaning] process may be accomplished with any cleaner solution including [This product] {or marketed product name}]

{Household Optional marketing statements. One or more statements may be combined.}

{General Marketing Claims}

- [For use in/on, [pools], [spas], [hot tubs], [flower pots and planters], [furniture], [toys], [homes], [pet areas], [kennels], [pet food and water bowls], [marine] [and] [recreational vehicles], [R/V holding tanks], [wells], [kitchens], [bathrooms], [litter boxes], [ice machines], [kitchen utensils [(knives)]]], [kitchenware], [kitchen appliances], [non-porous cutting boards], [baths], [floors], [toilets], [toilet bowls], [laundry], [washing machines], [refrigerators], [wading pools], [showers], [garbage cans], [trash cans], [sinks], [tubs], [outdoor uses\* including hard, non-porous surfaces, of fences, decks, patio, garage, siding , and patio furniture] [\*DO NOT use directly in pressure washers mix in garden sprayer]]
- [For hard non-porous surfaces all around the house]
- [Protects Against Odor]
- [Eliminates [and] [&] Controls Odors]
- [Multi-purpose effervescent tablets]
- [Convenient accurate measurement]
- [Cleans] [and] [Deodorizes your dishwasher]
- [Value pack]
- [Value size]
- [Club pack]
- [Club size]
- [Scratch Free]
- [Sustainable] [Less packaging to throw away]
- [Compact – storage takes up less shelf space]
- [Convenient, multipurpose cleaning – inside and outside your home]
- [New technology]
- [For Laundry whitening [and] [deodorizing] Use] [Pet areas]
- [Deodorizer]
- [Destainer]
- [Unique fizzy formula] [-] [Unique fizzing tablet dissolves fast and completely]
- [Use anywhere you would use liquid bleach]
- [Chlorine Bleach in tablet form with no mess]

- [100% USA made active ingredients] [The Klorsept fizz]
- [100% US manufactured active ingredient]
- [Stain Remover]
- [Low temperature destainer]
- [Exclusive Effervescent Formula]
- [No splatter or spills to ruin your clothes]
- [Easy-no splatter] [No mess] [Splash-less, no mess]
- [Concentrated for whiter laundry and cleaner surfaces] [For whiter laundry]
- [Just 1 tablet for all your laundry and cleaning needs]
- [Neutral pH]
- [Removes Mold and Mildew stains] [inside & outside your house]
- [Cleans mold & mildew [in bathrooms] [off of outdoor furniture]
- [Exclusive Effervescent Formula] [Reinvigorate] [Freshen] [your spa] [1 Bottle for all your household needs] [Multipurpose tablet] [10+ Uses]
- [One tablet per load of laundry] [Less than 20¢ per load]
- [\*For severe stains use additional tablets]
- [Simplify Cleaning]
- [Simplify cleaning with the drop of a tablet]
- [EZ Fizzing Bleach Tablet]
- [Fast Dissolving]
- [Pastillas desinfectantes de cloro EZ] [=] [EZ BLEACH DISINFECTANT TABLETS]
- [Do not use on any metals or metal surfaces, enamel bathtubs, fine wood surfaces, wool and silk fabrics, man-made, colored, or any fabric with a special finish. Test on inconspicuous area prior to use.]

{Disinfectant Marketing Claims}

- [Controls Bacteria and Algae]
- [Disinfects [pre-cleaned], [pre -cleaned] [hard], [non-porous] surfaces [in 10 minutes]]
- [Disinfects] [and] [Deodorizes] [your] [washing machine tank] [all washers]
- [Effective against [*Staphylococcus aureus*], [*Salmonella enterica*] (formerly *choleraesuis*) [in 10 minutes]]
- [Kills 99.9% of bacteria]
- [Disinfects] [Cleans]
- [Disinfects while you clean, when applied according to the directions for disinfection]
- [Disinfects and cleans]
- [Kills Household Germs\*] [\* *Staphylococcus aureus*, *Salmonella enterica*, Influenza A [Virus] H1N1]
- [Kills Germs\*][\* *Staphylococcus aureus*, *Salmonella enterica*, Influenza A [Virus] H1N1]
- [Kills 99.9% of Germs\*] [\* *Staphylococcus aureus*, *Salmonella enterica*, Influenza A [Virus] H1N1]
- [Disinfects and protects against odor]
- [Disinfectant] [and] [Cleanser][and][Sanitizer]
- [Kills colds and flu\*] [\*respiratory syncytial virus and Influenza A [Virus] H1N1]
- [Kills 99.9% of viruses<sup>(†)</sup> and bacteria]
- [Kills 99.9% of odor causing bacteria]
- [Wipes out / Mops out 99.9% of household germs [including [*Staphylococcus aureus*], [*Salmonella enterica*], [and] [*Pseudomonas aeruginosa*] [Cold and Flu viruses\*] [\*respiratory syncytial virus and Influenza A [Virus] H1N1] when used at contact times as indicated in the usage table.]
- [Room temperature disinfectant]
- [Convenient] [Easy to use] Sporocidal disinfectant in a convenient tablet form with no mess]
- [Excellent for Pools on Chlorine Generators]
- [Convenient disinfection] [of hard non-porous surfaces in your home]
- [Disinfect and clean with 1 tablet product]
- [Cleans] [and] [Deodorize] [your] [toilet] [dishwasher] [HE] [washing machine] [with 1 tablet product]
- [Kill germs and bacteria with 1 tablet product]
- [Reinvigorate your spa]
- [Freshen your spa]
- [Cleans and disinfects pet areas]
- [Approved by NSF] [for drinking water] [as [D2] No Rinse Sanitizer]

- [This product, a broad spectrum disinfectant, contains 48.21% of sodium dichloroisocyanurate per tablet. This is equivalent to 31.1% of available chlorine.]
- {Images: Washing machine, Floor, Sink, Stove, Toilet, Bathtub, Shower, Countertop, mop and bucket, H.E}
- [New!] (To be used for 6 months after the product is released to the market.)

[HEALTHCARE] [INSTITUTIONAL] [INDUSTRIAL] (organism marketing statements)

[Effervescent Disinfectant Tablets for Hospitals and Institutional Use]

[†] [This product] {or marketed product name} [is effective against the following micro-organisms on [pre-cleaned], hard, non-porous, inanimate surfaces: *Salmonella enterica*, *Staphylococcus aureus*, *Pseudomonas aeruginosa*, *Klebsiella pneumoniae*, *Staphylococcus epidermidis*, *Escherichia coli* O157:H7, *Staphylococcus aureus* – methicillin-resistant (MRSA) & glycopeptide-resistant (GRSA), carbapenem resistant *Klebsiella pneumoniae*, *Acinetobacter baumannii*, *Streptococcus pneumoniae*, vancomycin resistant *Enterococcus faecalis*, Poliovirus type 1, Herpes simplex virus type 1, Hepatitis A virus, Hepatitis B virus, Hepatitis C virus, Human Immunodeficiency Virus Type 1 [(associated with AIDS)] [or] [(AIDS Virus)], Influenza A Virus H1N1, respiratory syncytial virus, Canine Parvovirus, Newcastle Disease Virus, Pseudorabies virus, Canine Distemper Virus, Feline Calicivirus, Norovirus, Coxsackievirus [Type B3], *Trichophyton interdigitale*, *Aspergillus fumigatus*, *Candida albicans*, *Mycobacterium bovis* (TB) *Clostridioides difficile* spores [formerly *Clostridium difficile*] and SARS Associated Coronavirus 2 . [Refer to Usage Table for solution concentration and contact times]

[†] [This product] {or marketed product name} [is effective against the following animal pathogens on pre-cleaned, hard, non-porous, inanimate surfaces: Canine Parvovirus, [Herpes simplex virus type 1 [†]], Newcastle Disease Virus, Pseudorabies virus, Canine Distemper Virus, Feline Calicivirus, Teschen/Talfan disease [†]], [Porcine parvovirus [†]], [Runting & Stunting virus (tenosynovitis) [†]], [Actinobacillus pleuropneumoniae [†]], [Bordetella bronchiseptica (rhinitis) [†]], [Brachyspira Hyodysenteriae (swine dysentery) [†]], [Gumboro disease [†]], [Streptococcus uberis [†]], [Transmissible gastroenteritis (TGE) [†]], [Swine Vesicular disease [†]], [African swine fever [†]], [Hog cholera/Classical swine fever [†]], [Avipox (fowl pox) [†]], [Respiratory syncytial virus [†]], [Bovine Viral Diarrhea Virus [†]], [Porcine epidemic diarrhea virus [†]], [and] Avian Influenza A Virus [(H5N1)]. [Refer to Usage Table for solution concentration and contact times]

[Note: This use has not been approved by the California DPR]

[Note: The California DPR has not yet approved the use of this product {or marketed product name} against the following animal pathogens: {insert names of any pathogens that California has not approved the use of}.]

[†Note: these organisms not approved by the state of California]

[†] [This product] {or marketed product name} [is an effective [Healthcare] disinfectant/virucidal tablet against *Salmonella enterica*, *Staphylococcus aureus*, *Pseudomonas aeruginosa*, carbapenem resistant *Klebsiella pneumoniae*, *Acinetobacter baumannii*, vancomycin resistant *Enterococcus faecalis*, *Staphylococcus aureus* – methicillin-resistant (MRSA) & glycopeptide-resistant (GRSA), *Streptococcus pneumoniae*, Norovirus, *Candida albicans*, *Mycobacterium bovis* (TB), *Clostridioides difficile* spores [formerly *Clostridium difficile*] and SARS Associated Coronavirus 2 [with a 4 minute contact time]. [Refer to Usage Table for solution concentration [and contact time]]

[†] [This product] {or marketed product name} [is an effective [Healthcare] disinfectant tablet against *Candida auris* with a 2 minute contact time. [Refer to Usage Table for solution concentration].

[†] [This product] {or marketed product name} [is an effective [Healthcare] disinfectant/virucidal tablet against Norovirus, Hepatitis A virus, Hepatitis B virus, Hepatitis C virus, Human Immunodeficiency Virus Type 1 [(associated with AIDS)] [or] [(AIDS Virus)] Coxsackievirus [Type B3], Avian Influenza A Virus [(H5N1)], and *Aspergillus fumigatus* with a 1 minute contact time. [Refer to Usage Table for solution concentration].

[†] [This product] {or marketed product name} [is an effective [Healthcare] disinfectant/virucidal tablet against *Salmonella enterica*, *Staphylococcus aureus*, *Pseudomonas aeruginosa*, *Klebsiella pneumoniae*, *Streptococcus pneumoniae* *Staphylococcus epidermidis*, *Escherichia coli* O157:H7, *Staphylococcus aureus* – methicillin-resistant (MRSA) & glycopeptide-resistant (GRSA), Poliovirus type 1, Herpes simplex virus type 1, Hepatitis A virus, Hepatitis B virus, Human Immunodeficiency Virus Type 1 [(associated with AIDS)] [or] [(AIDS Virus)], Influenza A Virus H1N1, Respiratory syncytial virus, Norovirus, Rhinovirus [Type 14], Vancomycin Resistant *Enterococcus faecalis*, *Trichophyton interdigitale*, and *Clostridioides difficile* spores [formerly *Clostridium difficile*] with a 10 minute contact time.] [Refer to Usage Table for solution concentration].

EMERGING VIRAL PATHOGEN CLAIM

This product qualifies for emerging viral pathogen claims per the EPA's 'Guidance to Registrants: Process for Making Claims Against Emerging Viral Pathogens not on EPA-Registered Disinfectant Labels' when used in accordance with the appropriate use directions indicated below.

This product meets the criteria to make claims against certain emerging viral pathogens from the following viral categories:

- Enveloped Viruses
- Large Non-Enveloped Viruses
- Small Non-Enveloped Viruses

For an emerging viral pathogen that is a/an...	...follow the directions for use* for the following organisms on the label:
Enveloped virus	<ul style="list-style-type: none"> <li>• Norovirus / Feline Calicivirus (ATCC VR-782)</li> <li>• Coxsackievirus Type B3</li> <li>• Hepatitis A</li> </ul>
Large, non-enveloped virus	
Small, non-enveloped virus	

\*4306-ppm dilution for a 1-minute contact time

{Emerging Pathogen Claims – This product meets the criteria for use against emerging enveloped viral pathogens; large, non-enveloped viral pathogens; and small, non-enveloped viral pathogens when used in accordance with the use directions for Norovirus and Coxsackievirus Type B3, and Hepatitis A virus at a rate of 4306 ppm and a 1 minute contact time. Per the Guidance to Registrants, these statements will only be permitted as non-label claims when emerging viral pathogen conditions are met.

The following statements shall be made only through the following communications outlets: technical literature distributed exclusively to health care facilities, physicians, nurses and public health officials, "1-800" consumer information services, social media sites and company websites (non-label related). These statements shall not appear on marketed (final print) product labels.}

- Klorsept has demonstrated effectiveness against viruses similar to [name of emerging virus] on hard, non-porous surfaces. Therefore, Klorsept can be used against [name of emerging virus] when used in accordance with the directions for use against [name of supporting virus(es)] on hard, non-porous surfaces. Refer to the [CDC or OIE] website at [pathogen-specific website address] for additional information.
- [Name of illness/outbreak] is caused by [name of emerging virus]. Klorsept kills similar viruses and therefore can be used against [name of emerging virus] when used in accordance with the directions for use against [name of supporting virus(es)] on hard non-porous surfaces. Refer to the [CDC or OIE] website at [website address] for additional information.



# [KLOORSEPT]

**KEEP OUT OF REACH OF CHILDREN  
DANGER**

**ACTIVE INGREDIENT:**

Sodium dichloro-s-triazinetriene .....48.21%\*

**OTHER INGREDIENTS:**.....51.79%

**TOTAL:**..... 100.00%

\* Equivalent to 31.10% active chlorine by tablet weight. Refer to dilution chart for Available Chlorine concentrations.

<b>FIRST AID</b>	
<b>If in eyes</b>	<ul style="list-style-type: none"> <li>• Hold eye open and rinse slowly and gently with water for 15-20 minutes.</li> <li>• Remove contact lenses, if present, after the first 5 minutes, then continue rinsing eye.</li> <li>• Call a poison control center or doctor for treatment advice.</li> </ul>
<b>If swallowed</b>	<ul style="list-style-type: none"> <li>• Call a poison control center, or doctor immediately for treatment advice.</li> <li>• Have person sip a glass of water if able to swallow.</li> <li>• Do not induce vomiting unless told to do so by the poison control center or doctor.</li> <li>• Do not give anything by mouth to an unconscious person.</li> </ul>
<b>If inhaled</b>	<ul style="list-style-type: none"> <li>• Move person to fresh air.</li> <li>• If person is not breathing, call 911 or an ambulance, then give artificial respiration, preferably by mouth-to-mouth, if possible.</li> <li>• Call a poison control center or doctor for further treatment advice.</li> </ul>
<b>If on skin or clothing</b>	<ul style="list-style-type: none"> <li>• Take off contaminated clothing.</li> <li>• Rinse skin immediately with plenty of water for 15-20 minutes.</li> <li>• Call a poison control center or doctor for treatment advice.</li> </ul>
<p><b>IN THE EVENT OF A MEDICAL EMERGENCY CALL YOUR POISON CONTROL CENTER AT 1-800-222-1222</b> Have the product container or label with you when calling a poison control center or doctor, or going for treatment.</p>	
<p><b>NOTE TO PHYSICIAN</b> Probable mucosal damage may contraindicate the use of gastric lavage.</p>	

See [back] [side] [inside] [panel[s]][insert][booklet][pamphlet] [outer carton label] [product label], [product container label] [and][or] [leaflet] for additional [precautionary statements] [and] [first aid] [full] [directions for use] [storage and disposal] [organisms]

**PRECAUTIONARY STATEMENTS  
HAZARDS TO HUMANS AND DOMESTIC ANIMALS  
DANGER**

**Corrosive. Causes irreversible eye damage. Harmful if swallowed, inhaled, or absorbed through skin.**  
Do not get in eyes, on skin, or clothing. Avoid breathing dust. Wear chemical-resistant gloves and safety glasses or face shield when making up solution. Wash thoroughly with soap and water after handling, and before eating, drinking, chewing gum, using tobacco, or using the toilet. Remove and wash contaminated clothing before reuse. [See additional precautionary and first aid statements inside the label]

**DIRECTIONS FOR USE**

It is a violation of Federal law to use this product in a manner inconsistent with its labeling. Read the entire label and use strictly in accordance with precautionary statements and directions.

**General Solution Preparation:** Prepare a fresh solution daily or if solution becomes diluted. Follow specific Directions for Use [and Usage Table] and Dilution Chart when preparing solution. Do not use hot water for solution preparation.

[ All treated equipment that will contact food, feed, or drinking water must be rinsed with potable water before reuse] *{statement to be included where equipment for use with food, feed, or drinking water is being disinfected/sanitized/treated}*

**[General Solution Application:**

Apply use solution to [hard], [non-porous], [inanimate] surfaces with brush, spray device, sponge, cloth, or mop [as appropriate] to wet all surfaces thoroughly. Allow to remain wet for contact time as indicated in the Usage Table, then remove product by wiping with brush, sponge, or cloth or allow to air dry.

For sprayer applications using a spray device, spray at appropriate distance from surface depending on sprayer type [(6 – 8 inches for spray bottles)]. [(2 feet [(24 inches)] for electrostatic spray devices] [For applications using an electrostatic sprayer device, also refer to “Directions for Use when using an electrostatic sprayer device” *{statement must be included where the electrostatic sprayer application is included on the label}*]]

Allow [surface] to remain wet for contact time as indicated in the Usage Table, then remove product by rubbing with brush, sponge, wipe or cloth or allow to air dry. Do not breathe spray mist.

[Before using this product, food products and packaging materials must be removed from the room or carefully protected.]]

**[General Solution Application with pre-clean:**

Apply use solution to pre-cleaned [hard], [non-porous], [inanimate] surfaces with brush, spray device, sponge, cloth, or mop [as appropriate] to wet all surfaces thoroughly. Allow to remain wet for contact time as indicated in the Usage Table, then remove product by wiping with brush, sponge, or cloth or allow to air dry.

For sprayer applications using a spray device, spray at appropriate distance from surface depending on sprayer type [(6 – 8 inches for spray bottles)]. [(2 feet [(24 inches)] for electrostatic spray devices] [For applications using an electrostatic sprayer device, also refer to “Directions for Use when using an electrostatic sprayer device” *{statement must be included where the electrostatic sprayer application is included on the label}*]]

Allow [surface] to remain wet for contact time as indicated in the Usage Table, then remove product by rubbing with brush, sponge, wipe or cloth or allow to air dry. Do not breathe spray mist.

[Before using this product, food products and packaging materials must be removed from the room or carefully protected.]]

*{For labels that list medical premises and metal and/or stainless steel surfaces, one of the following FDA/EPA Memorandum of Understanding statements must be used.}*

[Notice to User: This product is not to be used as a terminal sterilant/high level disinfectant on any surface or instrument that (1) is introduced directly into the human body, either into or in contact with the blood stream or normally sterile areas of the body, or (2) contacts intact mucous membranes but which does not ordinarily penetrate the blood barrier or otherwise enter normally sterile areas of the body. This product may be used to pre-clean or decontaminate critical or semi-critical medical devices prior to sterilization or high level disinfection.]

*{The following statement may be use in place of the Notice above}*

[This product is not for use on medical device surfaces]

**General Usage Table:**

{The full list of organisms on the table below is not required if any of the organisms are not referred to as part of the labelling. Any organisms not referred to elsewhere on the labelling may be removed. }

<b>Pathogen</b>	<b>Minimum Dose required (ppm)</b>	<b>Minimum Contact time required (minutes)</b>
<b>Food Contact Sanitizer Claims</b>		
<i>Staphylococcus aureus</i> [(ATCC 6538)]	100 ppm	1 minute
<i>Salmonella enterica</i> [(ATCC 6539)]	100 ppm	1 minute
<i>Listeria monocytogenes</i> [(ATCC 19117)]	100 ppm	1 minute
<b>Disinfection Claims – bacteria</b>		
<i>Staphylococcus aureus</i> [(ATCC 6538)]	1076 ppm	[4 minutes] [and] [or] [10 minutes] {at least one contact time to be included}
	4306 ppm	4 minutes
<i>Staphylococcus aureus</i> – methicillin resistant (MRSA) & glycopeptide-resistant (GRSA) [(ATCC 33592)]	1076 ppm	10 minutes
	4306 ppm	4 minutes
<i>Staphylococcus epidermidis</i> [(ATCC 51624)]	1076 ppm	10 minutes
<i>Salmonella enterica</i> [(ATCC 10708)]	1076 ppm	[4 minutes] [and] [or] [10 minutes] {at least one contact time to be included}
	4306 ppm	4 minutes
<i>Pseudomonas aeruginosa</i> [(ATCC 15442)]	1076 ppm	[4 minutes] [and] [or] [10 minutes] {at least one contact time to be included}
	4306 ppm	4 minutes
<i>Streptococcus pneumoniae</i> [(ATCC 6305)]	4306 ppm	4 minutes
<i>Escherichia coli</i> O157:H7 [(ATCC 35150)]	1076 ppm	10 minutes

<i>Acinetobacter baumannii</i> [(ATCC BAA-1709)]	4306 ppm	4 minutes
Vancomycin resistant <i>Enterococcus faecalis</i> [(ATCC 51575)]	1076ppm	10 minutes
	4306 ppm	4 minutes
Carbapenem resistant <i>Klebsiella pneumoniae</i> [(ATCC BAA-1705)]	4306 ppm	4 minutes
<i>Klebsiella pneumoniae</i> [(ATCC 4352)]	1076 ppm	10 minutes
<b>Virucidal Claims</b> [†]		
SARS Associated Coronavirus 2{[SARS-CoV-2]} [Strain Isolate USA-WA1/2020] [†]	1076 ppm	4 minutes
Respiratory syncytial virus <sup>[†]</sup> [(ATCC VR-26)]	538 ppm	10 minutes
Rhinovirus [Type 14 ] <sup>[†]</sup> [(ATCC VR-284)]	1076 ppm	10 minutes
Influenza [A] Virus H1N1 <sup>[†]</sup> [(ATCC VR-99)]	1076 ppm	10 minutes
Human Immunodeficiency Virus Type 1 (HIV-1) <sup>[†]</sup> [(Strain IIB)]	1076 ppm	[2 minutes] [and] [or] [10 minutes] {at least one contact time to be included}
	4306 ppm	1 minute
Hepatitis A virus <sup>[†]</sup> [(Strain HM175/18f)]	1076 ppm	10 minutes
	4306 ppm	1 minute
Hepatitis B virus <sup>[†]</sup> [(Duck Hepatitis B virus (DHBV))]	1076 ppm	[2 minutes] [and] [or] [10 minutes] {at least one contact time to be included}
	4306 ppm	1 minute
Hepatitis C virus <sup>[†]</sup> [(Bovine Viral Diarrhea Virus Strain NADL – surrogate for Hepatitis C virus)]	1076 ppm	2 minutes
	4306 ppm	1 minute
Avian Influenza A [Virus] [(H5N1)] <sup>[†]</sup> [(CDC #2006719965)]	4306 ppm	1 minute
Norovirus <sup>[†]</sup> [(ATCC VR-782)]	2153 ppm	1 minute
Poliovirus Type 1 <sup>[†]</sup> [(ATCC VR-1000)]	1076 ppm	10 minutes
Coxsackievirus [Type] [B3] <sup>[†]</sup> [(ATCC VR-30)]	4306 ppm	1 minute

Herpes simplex virus type 1 <sup>[†]</sup> [(ATCC VR-733)]	1076 ppm	10 minutes
<b>Fungicidal/ Claims</b>		
<i>Aspergillus fumigatus</i> [(ATCC 36607)]	4306 ppm	1 minute
<i>Candida albicans</i> [(ATCC 10231)]	4306 ppm	4 minutes
<i>Candida auris</i> [(CDC AR-0381)]	4306 ppm	2 minutes
<i>Trichophyton interdigitale</i> [(ATCC 9533)]	1076 ppm	10 minutes
<b><i>Clostridioides difficile</i> Claims</b>		
<i>Clostridioides difficile</i> spores [formerly <i>Clostridium difficile</i> ] [(ATCC 43598)]	2153 ppm	10 minutes
	4306 ppm	4 minutes
<b><i>Mycobactericidal</i> Claims</b>		
<i>Mycobacterium bovis</i> (TB) [(ATCC 35743)]	5382 ppm	4 minutes
<b><i>Animal Pathogens</i><sup>[2]</sup></b>		
Canine Parvovirus <sup>[†]</sup> [(ATCC VR-2017)]	1076 ppm	10 minutes
Herpes simplex virus type 1 <sup>[‡][†]</sup> [(ATCC VR-733)]	1076 ppm	10 minutes
Newcastle Disease Virus <sup>[†]</sup> [(ATCC VR-180)]	1076 ppm	10 minutes
Pseudorabies virus <sup>[†]</sup> [(ATCC VR-135)]	1076 ppm	10 minutes
Feline Calicivirus <sup>[†]</sup> [(ATCC VR-782)]	1076 ppm	10 minutes
	2153 ppm	1 minute
Canine Distemper virus <sup>[†]</sup> [(ATCC VR-128)]	1076 ppm	10 minutes
Minute Virus of Mouse [(MVM)] <sup>[†]</sup> [(ATCC VR-1346)]	1076 ppm	10 minutes
Teschen/Talfan disease <sup>[‡][†]</sup> [ATCC VR-669]	1076 ppm	10 minutes
Influenza [A] Virus H1N1 <sup>[†]</sup> [(ATCC VR-99)]	1076 ppm	10 minutes
Avian Influenza A virus [(H5N1)] <sup>[‡][†]</sup> [(ATCC VR-1608)]	4306 ppm	1 minute
Porcine parvovirus <sup>[‡][†]</sup> [(ATCC VR-742)]	1076 ppm	10 minutes
Runting & Stunting virus (tenosynovitis) <sup>[‡][†]</sup> [(ATCC VR-2449)] [(ATCC VR-21)]	1076 ppm	10 minutes
<i>Actinobacillus pleuropneumoniae</i> <sup>[‡][†]</sup> [(NCTC 12370) (ATCC 27088)]	1076 ppm	10 minutes

<i>Bordetella bronchiseptica</i> <sup>[M][+]</sup> [(ATCC 10580)]	1076 ppm	10 minutes
	1076 ppm	4 minutes
Brachyspira Hyodysenteriae (Treponema/Serpulina) (swine dysentery) <sup>[M][+]</sup> [(ATCC 27164)]	1076 ppm	10 minutes
Gumboro disease <sup>[M][+]</sup> [(ATCC VR-478)]	1076 ppm	10 minutes
<i>Streptococcus uberis</i> <sup>[M][+]</sup> [(ATCC 9927)]	1076 ppm	10 minutes
Transmissible gastroenteritis (TGE) <sup>[M][+]</sup> [(ATCC VR-743)]	1076 ppm	30 minutes
Swine Vesicular disease <sup>[M][+]</sup> [(ATCC VR-158)]	1076 ppm	30 minutes
African swine fever <sup>[M][+]</sup> [(ASFV)]	1076 ppm	30 minutes
Hog cholera/Classical swine fever <sup>[M][+]</sup> [(CSFV)]	1076 ppm	30 minutes
Avipox (fowl pox) <sup>[M][+]</sup> [(FPV)]	1076 ppm	30 minutes
Respiratory syncytial virus <sup>[M][+]</sup> [(ATCC VR-26)]	538 ppm	10 minutes
Bovine Viral Diarrhea Virus <sup>[M][+]</sup> [(Strain NADL)]	4306 ppm	1 minute
Porcine epidemic diarrhea virus <sup>[M][+]</sup> [(Strain Colorado)]	1076 ppm	10 minutes

**Usage Table: Electrostatics Only**  
**[(Also refer to DIRECTIONS FOR USE WHEN USING AN ELECTROSTATIC SPRAYER DEVICE)]**

{The full list of organisms on the table below is not required if any of the organisms are not referred to as part of the labelling. Any organisms not referred to elsewhere on the labelling may be removed. }

<b>Pathogen</b>	<b>Minimum Dose required (ppm)</b>	<b>Minimum Contact time required (minutes)</b>
<b>Disinfection Claims – bacteria</b>		
<i>Staphylococcus aureus</i> [(ATCC 6538)]	4306 ppm	4 minutes
<i>Staphylococcus aureus</i> – methicillin resistant (MRSA) & glycopeptide-resistant (GRSA) [(ATCC 33592)]	4306 ppm	4 minutes
<i>Staphylococcus epidermidis</i> [(ATCC 51624)]	4306 ppm	10 minutes
<i>Salmonella enterica</i> [(ATCC 10708)]	4306 ppm	4 minutes

<i>Pseudomonas aeruginosa</i> [(ATCC 15442)]	4306 ppm	4 minutes
<i>Streptococcus pneumoniae</i> [(ATCC 6305)]	4306 ppm	4 minutes
<i>Escherichia coli</i> O157:H7 [(ATCC 35150)]	4306 ppm	10 minutes
<i>Acinetobacter baumannii</i> [(ATCC BAA-1709)]	4306 ppm	4 minutes
Vancomycin resistant <i>Enterococcus faecalis</i> [(ATCC 51575)]	4306 ppm	4 minutes
Carbapenem resistant <i>Klebsiella pneumoniae</i> [(ATCC BAA-1705)]	4306 ppm	4 minutes
<i>Klebsiella pneumoniae</i> [(ATCC 4352)]	4306 ppm	10 minutes
<b>Virucidal Claims [†]</b>		
SARS Associated Coronavirus 2[SARS-CoV-2] [Strain Isolate USA-WA1/2020] [†]	2153 ppm	4 minutes
Respiratory syncytial virus <sup>[†]</sup> [(ATCC VR-26)]	2153 ppm	10 minutes
Rhinovirus [Type 14 ] <sup>[†]</sup> [(ATCC VR-284)]	2153 ppm	10 minutes
Influenza [A] Virus H1N1 <sup>[†]</sup> [(ATCC VR-99)]	2153 ppm	10 minutes
Human Immunodeficiency Virus Type 1 (HIV-1) <sup>[†]</sup> [(Strain IIIB)]	2153 ppm	2 minutes
	4306ppm	1 minute
Hepatitis A virus <sup>[†]</sup> [(Strain HM175/18f)]	2153 ppm	10 minutes
	4306 ppm	1 minute
Hepatitis B virus <sup>[†]</sup> [(Duck Hepatitis B virus (DHBV))]	2153 ppm	1 minute
	4306 ppm	1 minute
Hepatitis C virus <sup>[†]</sup> [(Bovine Viral Diarrhea Virus Strain NADL – surrogate for Hepatitis C virus)]	2153 ppm	2 minutes
	4306 ppm	1 minute
Avian Influenza A [Virus] [(H5N1)] <sup>[†]</sup> [(CDC #2006719965)]	4306 ppm	1 minute
Norovirus <sup>[†]</sup> [(ATCC VR-782)]	2153 ppm	1 minute

Poliovirus Type 1 <sup>[†]</sup> [(ATCC VR-1000)]	2153 ppm	10 minutes
Coxsackievirus [Type] [B3] <sup>[†]</sup> [(ATCC VR-30)]	4306 ppm	1 minute
Herpes simplex virus type 1 <sup>[†]</sup> [(ATCC VR-733)]	2153 ppm	10 minutes
<b>Animal Pathogens<sup>[2]</sup></b>		
Canine Parvovirus <sup>[†]</sup> [(ATCC VR-2017)]	2153 ppm	10 minutes
Herpes simplex virus type 1 <sup>[‡][†]</sup> [(ATCC VR-733)]	2153 ppm	10 minutes
Newcastle Disease Virus <sup>[†]</sup> [(ATCC VR-180)]	2153 ppm	10 minutes
Pseudorabies virus <sup>[†]</sup> [(ATCC VR-135)]	2153 ppm	10 minutes
Feline Calicivirus <sup>[†]</sup> [(ATCC VR-782)]	2153 ppm	1 minute
Canine Distemper virus <sup>[†]</sup> [(ATCC VR-128)]	2153 ppm	10 minutes
Minute Virus of Mouse [(MVM)] <sup>[†]</sup> [(ATCC VR-1346)]	2153 ppm	10 minutes
Teschen/Talfan disease <sup>[‡][†]</sup> [ATCC VR-669]	2153 ppm	10 minutes
Influenza [A] Virus H1N1 <sup>[†]</sup> [(ATCC VR-99)]	2153 ppm	10 minutes
Avian Influenza A virus [(H5N1)] <sup>[‡][†]</sup> [(ATCC VR-1608)]	4306 ppm	1 minute
Porcine parvovirus <sup>[‡][†]</sup> [(ATCC VR-742)]	2153 ppm	10 minutes
Runting & Stunting virus (tenosynovitis) <sup>[‡][†]</sup> [(ATCC VR-2449)][( ATCC VR-21)]	2153 ppm	10 minutes
<i>Actinobacillus pleuropneumoniae</i> <sup>[‡][†]</sup> [(NCTC 12370) (ATCC 27088)]	4306 ppm	10 minutes
<i>Bordetella bronchiseptica</i> <sup>[‡][†]</sup> [(ATCC 10580)]	4306 ppm	4 minutes
Brachyspira Hyodysenteriae (Treponema/Serpulina) (swine dysentery) <sup>[‡][†]</sup> [(ATCC 27164)]	4306 ppm	10 minutes
Gumboro disease <sup>[‡][†]</sup> [(ATCC VR-478)]	2153 ppm	10 minutes
<i>Streptococcus uberis</i> <sup>[‡][†]</sup> [(ATCC 9927)]	4306 ppm	10 minutes
Transmissible gastroenteritis (TGE) <sup>[‡][†]</sup> [(ATCC VR-743)]	2153 ppm	30 minutes
Swine Vesicular disease <sup>[‡][†]</sup> [(ATCC VR-158)]	2153 ppm	30 minutes



African swine fever <sup>[†]</sup> [(ASFV)]	2153 ppm	30 minutes
Hog cholera/Classical swine fever <sup>[†]</sup> [(CSFV)]	2153 ppm	30 minutes
Avipox (fowl pox) <sup>[†]</sup> [(FPV)]	2153 ppm	30 minutes
Respiratory syncytial virus <sup>[†]</sup> [(ATCC VR-26)]	2153 ppm	10 minutes
Bovine Viral Diarrhea Virus <sup>[†]</sup> [(Strain NADL)]	4306 ppm	1 minute
Porcine epidemic diarrhea virus <sup>[†]</sup> [(Strain Colorado)]	2153 ppm	10 minutes

[†Note: The California DPR has not yet approved the use of this product {or marketed product name} against the following animal pathogens: {insert appropriate pathogen names from the table}]

[†Note: The California DPR has not yet approved the use of this product {or marketed product name} against these animal pathogens. {insert names of pathogens not approved in the state of California}]

[†Note: This use has not been approved by the California DPR]  
[‡Note: these organisms not approved by the state of California]

**{Number 1 alternate disinfection application.}**

**[HEALTHCARE] {or} [and] [GENERAL] DISINFECTION [PERFORMANCE]**

This product {or marketed product name} is a Hospital Use Disinfectant. As a Healthcare disinfectant it is effective against standard Gram positive and Gram negative bacteria [(Staphylococcus aureus), (Pseudomonas aeruginosa) [and] (Salmonella enterica)] [and] [Cold and flu viruses] [(respiratory syncytial virus), (Influenza A Virus H1N1)]. Refer to Usage Table for the appropriate doses and contact times.

This product {marketed product name} is a general disinfectant effective against (Staphylococcus aureus), (Salmonella enterica), (Pseudomonas aeruginosa) [and] cold and flu [respiratory syncytial virus], (Influenza A Virus H1N1.) [when used at (538 ppm) {only for respiratory syncytial virus} {or} (1076 ppm) available chlorine disinfectant solution. A 10 minute contact time is required] {or} [when used at the dosage and contact time as detailed in the usage table]

**[HEALTHCARE] {or} [and] [GENERAL] DISINFECTION [DIRECTIONS]**

[Prepare a 1076 ppm solution; (refer to Dilution Chart)] {or} [Add 2 tablets to 1 gallon of water {optional statement to be used only for 6.55 g tablet}] {or} [Add 2 tablets to 1 quart of water {optional statement to be used only for 1.7 g tablet}]. {or} [Add 1 tablet to 1 quart of water {optional statement to be used only for 3.3[4] g tablet}] {or} [Add 1 tablet to 1 gallon of water {optional statement to be used only for 13.1 g tablet}]. Apply solution as directed under ["General Solution Application"] {or} ["General Solution Application with pre-clean"].

**{Number 2 alternate disinfection application.}**

[†] This product {or marketed product name} is effective as a [Healthcare] [and] [General] disinfectant for micro-organisms and blood borne viruses† when used [at the dose and contact time as indicated in the Usage Table] [at a level of 1076 ppm available chlorine disinfectant solution {to be used if Usage Table is not included on the labeling. Statement may also be included as additional information if Usage Table is included on the labeling}] It is effective against, Human Immunodeficiency Virus Type 1 (HIV-1), Hepatitis B [Virus], Hepatitis A [Virus], vancomycin resistant Enterococcus faecalis, Trichophyton interdigitale, Klebsiella pneumoniae, Staphylococcus

epidermidis, Escherichia coli O157:H7, [Staphylococcus aureus – methicillin resistant (MRSA) & glycopeptide resistant (GRSA)] [Poliovirus type 1], [Rhinovirus [Type 14]],[and] [Herpes simplex virus type 1], [with a 10 minute contact time]; Re-apply product as necessary to ensure surface remains wet.

[†] This product {or marketed product name} is effective as a [Healthcare] [and] [General] disinfectant for micro-organisms and blood borne viruses† when used [at the dose and contact time as indicated in the Usage Table] [at a level of 4306 ppm available chlorine disinfectant solution {to be used if Usage Table is not included on the labeling. Statement may also be included as additional information if Usage Table is included on the labeling}] It is effective against, Human Immunodeficiency Virus Type 1 (HIV-1), Hepatitis B [Virus], Hepatitis A [Virus], vancomycin resistant Enterococcus faecalis, Trichophyton interdigitale, Klebsiella pneumoniae, Staphylococcus epidermidis, Streptococcus pneumoniae, Escherichia coli O157:H7, [Staphylococcus aureus – methicillin resistant (MRSA) & glycopeptide resistant (GRSA)] [Poliovirus type 1], [Rhinovirus [Type 14]], [Herpes simplex virus type 1], [and] [Norovirus], [with a 10 minute contact time]; Re-apply product as necessary to ensure surface remains wet.

This product { or marketed product name} is also effective as a Healthcare disinfectant for bloodborne viruses (HIV-1, Hepatitis A Virus, Hepatitis B Virus and Hepatitis C Virus) [when used at the dosage and contact time as detailed in the Usage Table] {or} {and} [when used at a level of 4306 ppm available chlorine disinfectant solution with a 1 minute contact time, in 5% organic soil load] {statement to be used if Usage Table is not included on the labeling. Statement may also be included as additional information if Usage Table is included on the labeling}

**[HEALTHCARE] DISINFECTION/VIRUCIDAL† DIRECTIONS:**

Prepare solution strength as required, refer to Usage Table for correct doses and contact times; refer to Dilution Chart for solution preparation. Apply solution as directed under [“General Solution Application”] {or} [“General Solution Application with pre-clean”].

[KILLS HUMAN IMMUNODEFICIENCY VIRUS TYPE 1 (HIV-1), HEPATITIS A [VIRUS], [AND] HEPATITIS B [VIRUS] [AND] [HEPATITIS C [VIRUS]] ON PRE-CLEANED ENVIRONMENTAL SURFACES/OBJECTS PREVIOUSLY SOILED WITH BLOOD/BODY FLUIDS in health care settings or other settings in which there is an expected likelihood of soiling of inanimate surfaces/objects with blood or body fluids, and in which the surfaces/objects likely to be soiled with blood or body fluids can be associated with the potential for transmission of Human Immunodeficiency Virus Type 1 (HIV-1) (associated with AIDS). [Kills Human Immunodeficiency Virus Type 1 (HIV-1), Hepatitis A virus and Hepatitis B virus at 1076 ppm active chlorine solution in 10 minutes.] [Kills, Human Immunodeficiency Virus Type 1 (HIV-1), Hepatitis A virus, Hepatitis B virus and Hepatitis C virus at 4306 ppm active chlorine solution in 1 minute.] [Refer to Usage Table for correct doses and contact times. Refer to Dilution Chart for solution preparation]

**SPECIAL INSTRUCTIONS FOR CLEANING AND DECONTAMINATION AGAINST Human Immunodeficiency Virus Type 1 (HIV-1) OF SURFACES/OBJECTS SOILED WITH BLOOD/BODY FLUIDS:**

PERSONAL PROTECTION: Specific barrier protection items to be used when handling items soiled with blood or body fluids are disposable latex gloves, gowns, masks, and eye coverings.

CLEANING PROCEDURE: Blood and other body fluids must be thoroughly cleaned from surfaces and objects before application of {marketed product name}. This cleaning process may be accomplished with any cleaning solution including {marketed product name}.

DISPOSAL OF INFECTIOUS MATERIALS: Blood and other body fluids should be autoclaved and disposed of according to federal, state and local regulations for infectious waste disposal.

CONTACT TIME: [Leave surfaces wet for 10 minutes when using a 1076 ppm solution]. [Leave surfaces wet for 1 minute when using a 4306 ppm solution. [[Refer to Usage Table for correct doses and contact times. Refer to Dilution Chart for solution preparation]

**{Number 3 alternate disinfection application.}**

**DIRECTIONS FOR USE WHEN USING AN ELECTROSTATIC SPRAYER DEVICE:**

Note: This application method is appropriate for use against viruses at a concentration of 2153 ppm or above with a contact time of 1 minute, and bacteria at a concentration of 4306 ppm and above with a contact time of 4 minutes, as

listed in the Usage Table:Electrostatics only. It is not appropriate for use against fungi, *C. difficile*, *M. bovis* (TB), biofilm or sanitization claims, as outlined in the General Usage Table.

Prepare solution strength as required, refer to Usage Table for correct doses and contact times; refer to Dilution Chart for solution preparation. Transfer solution to sprayer reservoir or prepare solution in sprayer reservoir as required; refer to sprayer manufacturing instruction. The median droplet size of the spray must be  $\geq 40 \mu\text{m}$  in diameter.

Ensure operator is wearing appropriate PPE, including N95 filtering facepiece respirators or half face respirators with N95 filters.

Ensure area is vacated prior to spraying, all bystanders and pets must be removed from the area.

Place the electrostatic spray function in the ON position for electrostatic spray models that have the functionality to toggle ON/OFF.

Spray surfaces as per sprayer instructions from a 2 feet [(24 inches)] distance. Ensure all other appropriate directions for use as per this product label are also followed.

Ensure surface remains wet for the appropriate contact time, refer to Usage table. Re-apply if necessary.

Allow to air dry.

***{Number 4 alternate disinfection application.}***

**[ANIMAL PREMISES]**

**ANIMAL PATHOGENS [PERFORMANCE]:**

[+] When used at dosage and contact times as outlined in the Usage Table, *{marketed product name}* is effective against the following animal pathogens: Canine Parvovirus, Herpes simplex virus type 1 <sup>[M]</sup>[Newcastle Disease Virus, Pseudorabies virus, Feline Calicivirus, Norovirus, Canine Distemper virus, Teschen/Talfan disease<sup>[M]</sup>, Avian Influenza A [Virus] [(H5N1)] <sup>[M]</sup>, Porcine parvovirus<sup>[M]</sup>, Runtig & Stunting virus (tenosynovitis) <sup>[M]</sup>, *Actinobacillus pleuropneumoniae*<sup>[M]</sup>, *Bordetella bronchiseptica* <sup>[M]</sup>, *Brachyspira* Hyodysenteriae (swine dysentery) <sup>[M]</sup>, Gumboro disease<sup>[M]</sup>, Porcine Epidemic Diarrhea Virus<sup>[M]</sup>, *Streptococcus uberis*<sup>[M]</sup>, Transmissible gastroenteritis (TGE) <sup>[M]</sup>, Swine Vesicular disease<sup>[M]</sup>, African swine fever<sup>[M]</sup>, Hog cholera/Classical swine fever<sup>[M]</sup>, Avipox (fowl pox) <sup>[M]</sup>, [Respiratory syncytial virus <sup>[M]</sup>], [Bovine Viral Diarrhea Virus <sup>[M]</sup>] [and] [Porcine epidemic diarrhea virus <sup>[M]</sup>.] Re-apply product as necessary to ensure surface remains wet.

[Note: The California DPR has not yet approved the use of this product *{or marketed product name}* against these animal pathogens *{insert names of pathogens not approved in the state of California}*]

[Note: This use has not been approved by the California DPR]

[Note: The California DPR has not yet approved the use of this product *{or marketed product name}* against the following animal pathogens: *{insert names of any pathogens that California has not approved the use of}*.]

[\*Note: these organisms not approved by the state of California]

**[SPECIAL INSTRUCTIONS] *{and/or}* [AND] [DIRECTIONS FOR USE] FOR CLEANING AND DISINFECTION IN ANIMAL HOUSING [AND ANIMAL TRANSPORT] FACILITIES:**

1. Remove all animals and feed from premises, vehicles, and enclosures.
2. Remove all litter and manure from floors, walls and surfaces of barns, pens, stalls, chutes, and other facilities and fixtures occupied or traversed by animals.
3. Empty all troughs, racks, and other feeding and watering appliances.
4. Thoroughly clean all surfaces with soap or detergent and rinse with water.
5. Saturate all surfaces with appropriate solution strength for the appropriate contact time, refer to Usage Table for correct dose and contact time, and to Dilution Chart for solution preparation.
6. Immerse all halters, ropes, and other types of equipment used in handling and restraining animals, as well as forks, shovels, and scrapers used for removing litter and manure.
7. Ventilate buildings, [cars], [boats], and other closed spaces. Do not house livestock or employ equipment until treatment has been absorbed, set, or dried.
8. Thoroughly scrub all treated feed racks, mangers, troughs, automatic feeders, fountains, and waterers with soap or detergent, and remove product by rubbing with brush, sponge, wipe or cloth or allow to air dry before reuse.]

***{Number 5 alternate disinfection application.}***

This product {or marketed product name} is also effective as a Healthcare disinfectant for critical areas potentially contaminated with *Clostridioides difficile* spores [formerly *Clostridium difficile*] [when used at the dosage and contact time as detailed in the Usage Table] {or} [when used at a level of 4306 ppm available chlorine disinfectant solution. A 4 minute contact time is required] {or} [and] [when used at a level of 2153 ppm available chlorine disinfectant solution. A 10 minute contact time is required] {statements to be used if Usage Table is not included on the labeling. Statements may also be included as additional information if Usage Table is included on the labeling}

DISINFECTION FOR SURFACES CONTAMINATED WITH *CLOSTRIDIoidES DIFFICILE* [formerly *Clostridium difficile*]

[SPORICIDAL DISINFECTANT]

[This product kills and/or inactivates spores of *Clostridioides difficile* on hard, nonporous surfaces. This product is effective against *Clostridioides difficile* endospores after a [4] [or] {and/or} [10] minute exposure time.[Refer to dilution chart for appropriate dose]]

**Directions for Use:**

[Prepare a 2153 ppm solution; refer to Dilution Chart] [Prepare a 4,306 ppm solution; refer to Dilution Chart.] [Prepare the appropriate solution strength by referring to Usage Table. Refer to Dilution Chart for solution preparation.] [Add 4 tablets to 1 gallon of water {optional statement to be used only for 6.55 g tablet}]. [Add 2 tablets to 1 gallon of water {optional statement to be used only for 13.1 g tablet}]. [Add 2 tablets to 1 quart of water {optional statement to be used only for 3.3[4] g tablet}]. Apply solution as directed under ["General Solution Application"] {or} ["General Solution Application with pre-clean"].

**Special [Label] Instructions for Cleaning Prior to Disinfection against *Clostridioides difficile* spores:**

**Personal Protection:** Wear appropriate barrier protection such as gloves, gowns, masks or eye covering.

**Cleaning Procedure:** Fecal matter/waste must be thoroughly cleaned from surfaces/objects before disinfection by application with a clean cloth, mop, and/or sponge saturated with the disinfectant product. Cleaning is to include vigorous wiping and/or scrubbing, until all visible soil is removed. Special attention is needed for high-touch surfaces. Surfaces in patient rooms are to be cleaned in an appropriate manner, such as from right to left or left to right on horizontal surfaces, and top to bottom on vertical surfaces, to minimize spreading of the spores. Restrooms are to be cleaned last. Do not reuse soiled cloths.

**Infectious Materials Disposal:** Materials used in the cleaning process that may contain feces/wastes are to be disposed of immediately in accordance with local regulations for infectious materials disposal.]

**{Number 6 alternate disinfection application.}**

[GENERAL] {or} [and] [HEALTHCARE] DISINFECTION WITHOUT PRECLEAN [PERFORMANCE]

This product {or marketed product name} is a [Healthcare] {or} [and] [General] disinfectant when used at [the doses and contact times indicated in the Usage Table] [a level of 4,306 ppm available chlorine disinfectant solution]. It is effective against [Norovirus] [Coxsackievirus [Type B3]] [and] [*Aspergillus fumigatus*] [with a 1 minute contact time]. [It is effective against] [*Salmonella enterica*], [*Staphylococcus aureus*], [*Pseudomonas aeruginosa*], [carbapenem resistant *Klebsiella pneumoniae*], [*Acinetobacter baumannii*] [vancomycin resistant *Enterococcus faecalis*], [*Staphylococcus aureus* – methicillin-resistant (MRSA,) & glycopeptide-resistant (GRSA) ], [*Streptococcus pneumoniae*] [and], [*Candida albicans*] [with a 4 minute contact time].

[GENERAL] {or} [and] [HEALTHCARE] DISINFECTION WITHOUT PRECLEAN DIRECTIONS

[Prepare a 4,306 ppm solution; refer to Dilution Chart.] {or} [Add 8 tablets to 1 gallon of water {optional statement to be used only for 6.55 g tablet}].{or} [Add 4 tablets to 1 gallon of water {optional statement to be used only for 13.1 g tablet}]. {or} [Add 8 tablets to 2 quarts of water {optional statement to be used only for 3.3[4] g tablet}]. Apply solution as directed under ["General Solution Application"] {or} ["General Solution Application with pre-clean"] [Refer to Usage Table] {or} [Refer to [GENERAL] {or} [and] [HEALTHCARE] DISINFECTION WITHOUT PRECLEAN [PERFORMANCE]]

**{Number 7 alternate disinfection application.}**

This product {or marketed product name} is also effective as a Healthcare disinfectant for critical areas potentially contaminated with *Mycobacterium bovis* (TB) [when used at the dosage and contact time as detailed in the Usage Table] {or} [when used at a level of 5382 ppm available chlorine disinfectant solution. A 4 minute contact time is required] {statement to be used if Usage Table is not included on the labeling. Statements may also be included as additional information if Usage Table is included on the labeling }

DISINFECTATION FOR SURFACES CONTAMINATED WITH *MYCOBACTERIUM BOVIS* [(Tb)] IN 4 MINUTES [at 20°C (68°F)]

[Special Label Instructions for Cleaning Prior to Disinfection against *Mycobacterium bovis* [(Tb)]:]

This product when used as directed below is effective against *Mycobacterium bovis*. [(Tb)]

This product can be used on hard non-porous surfaces in commercial institutional hospital and other premises [(including) [kitchens,] [bathrooms,] [nurseries,] [sick rooms,] [laundry rooms,] [eating establishments,] [pet kennels,] [and] [veterinary premises]]. To disinfect hard non-porous surfaces, first clean surface by removing visible filth (loose dirt, debris, food materials etc.). Prepare a 5,382 ppm available chlorine solution. Thoroughly wet surface with the solution and allow it to remain in contact with the surface for 4 minutes. Remove product by rubbing with brush, sponge, wipe or cloth or allow to air dry. [For use sprayer devices also refer to “General Solution Application with pre-clean”]

**{Number 8 alternate disinfection application.}**

This product {or marketed product name} is also effective as a Healthcare disinfectant for critical areas potentially contaminated with *Candida auris* [when used at the dosage and contact time as detailed in the Usage Table] {or} [when used at a level of 4306 ppm available chlorine disinfectant solution. A 2 minute contact time is required] {statement to be used if Usage Table is not included on the labeling. Statements may also be included as additional information if Usage Table is included on the labeling }

Special Label Instructions for Cleaning Prior to Disinfection against *Candida auris*

**Personal Protection:** Wear appropriate barrier protection such as gloves, gowns, masks, or eye covering.

**Cleaning Procedure:** Fecal matter/waste must be thoroughly cleaned from surfaces/objects before disinfection by application with a clean cloth, mop, and/or sponge saturated with the product. Pre-cleaning is to include vigorous wiping and/or scrubbing and all visible soil is removed. Surfaces in patient rooms are to be cleaned in an appropriate manner, such as from right to left or left to right, on horizontal surfaces, and top to bottom, on vertical surfaces, to minimize spreading the organism. Restrooms are to be cleaned last. Do not reuse soiled cloths.

**Infectious Waste Disposal:** Materials used in the cleaning process that may contain feces/wastes are to be disposed of immediately in accordance with local regulations for infectious materials disposal.

**{Number 9 alternate disinfection application.}**

**To Pre-clean Instruments Prior to Terminal Sterilization/High Level Disinfection**

Prepare a 2153 ppm solution

{at least one application below to be included if this use is included on label}

[As a pre-cleaning spray- Place instruments into a suitable container, Spray {marketed product name} {or} [this product] onto instruments to thoroughly wet all surfaces. Let stand for up to 10 minutes. Rinse instruments.]

{and/or}

[As a pre-cleaning immersion solution - Fill appropriate size container with a sufficient amount of {marketed product name} {or} [this product] to completely submerge instruments. Place instruments into the container of {marketed product name} {or} [this product], cover, and allow to soak for up to 10 minutes. Remove and rinse and follow with an appropriate cleaning and disinfecting process. Change solution daily.]

{and/or}

[As a manual instrument cleaner - Thoroughly pre-rinse dirty instruments under running water to remove visible debris. Immerse pre-rinsed instruments into an appropriate size container filled with {marketed product name} {or} [this product]. Scrub instruments using a stiff bristle brush until clean. Submerge instruments while scrubbing. Rinse

instruments thoroughly. Change solution daily. Follow with an appropriate disinfection process. Cleaning of critical and semi critical devices must be followed by an appropriate terminal sterilization/high level disinfection process.]

{and/or}

[To Disinfect Non-Critical Pre-Cleaned Instruments - Instruments must be thoroughly pre-cleaned to remove excess organic debris rinsed and rough dried (Clean and rinse lumens of hollow instruments before filling with {marketed product name} {or} [this product] or before immersion.)

[Immersion method using a soaking tray: Immerse instruments into *marketed product name* {or} [this product] and let stand for ten or 10 minutes. Change solution for each use]

[Spray method - Spray all surfaces of instruments with {marketed product name} {or}[this product] until thoroughly wet. Let stand for [ten] {or} [10] minutes.]

**{Number 10 alternate application.}**

**SANITIZER [PERFORMANCE]**

This product {or marketed product name} is an effective Sanitizer against [*Staphylococcus aureus*] [and] [*Salmonella enterica*] at 100 ppm with a 1 minute contact time on pre-cleaned, hard, non-porous surfaces.

**SANITIZER FOR FOOD AND BEVERAGE PROCESSING AND FOOD HANDLING OPERATIONS**

Prepare a 100 ppm solution; refer to Dilution Chart for the number of tablets to use

This product is recommended for sanitizing all types of hard, non-porous equipment and utensils used in [food processing and canning plants,] [bottling plants,] [breweries,] [fish processing plants], [meat and poultry processing plants,] [milk handling and processing plants,] [stores,] [restaurants,] [and] [institutional dining establishments.] Use a 100 ppm available chlorine solution [(refer to Dilution Chart)] to sanitize previously cleaned processing and packaging equipment. [Add 1 tablet to 1 quart of water {optional statement to be used only for 334 mg tablet.}] Allow at least a 1 minute contact time before draining. Allow adequate draining before contact with beverages.

**EGG PROCESSING PLANTS**

[Prepare a 100 ppm solution; refer to Dilution Chart for the number of tablets to use] Clean and destain egg shells prior to sanitizing. To clean egg shells, spray with a 90°F to 120°F solution containing 100 ppm available chlorine solution [(refer to Dilution Chart). [Add 1 tablet to 1 quart of water {optional statement to be used only for 334 mg tablet.}] Spray-rinse the cleaned eggs with warm (not hot) potable water. Only clean, whole eggs may be sanitized. Dirty, cracked or punctured eggs may not be sanitized.

To destain egg shells, immerse the eggs in a 90°F to 120°F solution containing 100 ppm available chlorine [(refer to Dilution Chart)]. After destaining, the eggs must be cleaned by spraying with an acceptable cleaner. Follow with a potable water rinse.

To sanitize clean shell eggs intended for food or food products, spray with a solution containing 100 ppm available chlorine [(refer to Dilution Chart)]. The solution must be equal to or warmer than the eggs, but not to exceed 130°F. Wet eggs thoroughly for 1 minute and allow to drain. Eggs that have been sanitized with this chlorine compound may be broken for use in the manufacture of egg products without a prior potable water rinse. Eggs must be reasonably dry before casing or breaking. The solution must not be reused for sanitizing eggs.

Thoroughly clean and sanitize all egg cups, breaking knives, trays and other equipment that come into contact with "off" eggs. First, clean all equipment. Before placing back in use, spray with a solution containing 100 ppm available chlorine [(refer to Dilution Chart)]. Allow surfaces to completely drain before contact with egg product. To sanitize egg freezers and dryers (tanks, pipelines and pumps), use the spray method of treatment (see Sanitizing Application Methods section). This procedure is generally used to sanitize large, non-porous surfaces that have already been cleaned of physical soil.

Prepare a solution containing 100 ppm available chlorine [(refer to Dilution Chart)]. [Add 1 tablet to 1 quart of water {optional statement to be used only for 334 mg tablet.}]. Heavily apply spray to all surfaces the eggs will touch. Thoroughly spray all treated surfaces, comers and turns. Allow at least a 1 minute contact time before draining. Allow equipment to drain adequately before contact with eggs.

**SANITIZING HARD, NON-POROUS SURFACES, [DISHES,] [GLASSES,] [FOOD PROCESSING EQUIPMENT] [AND] [UTENSILS,] [DAIRY] [AND] [BREWERY] [EQUIPMENT] [AND] [UTENSILS]**

[[Prepare a 100 ppm solution; refer to Dilution Chart for the number of tablets to use.] [Prepare a 100-200 ppm solution; refer to 668 mg dilution chart for the number of tablet to use {optional statement to be used only for 668 mg

tablet.}] [. [Add 1 tablet to 1 quart of water {optional statement to be used only for 334 mg tablet.}] [Add 1 tablet to 2 quarts of water for 100 ppm solution {optional statement to be used only for 668 mg tablet.}] [Add 1 tablet to 1.5 quarts of water for 150 ppm solution {optional statement to be used only for 668 mg tablet.}] [Add 1 tablet to 1 quart of water for 200 ppm solution {optional statement to be used only for 668 mg tablet.}]

[This product is an effective sanitizing agent. Treatment with this product throughout food and beverage processing and food handling operations can help ensure the quality of the final product.]

**{Number 11 alternate application.}**

**FOOD CONTACT SANITIZING DIRECTIONS**

*{at least one application below to be included if this use is included on label}*

**HANDWASHING [OF ITEMS] IN A 3 COMPARTMENT SINK**

1. Remove all visible food particles and soil by a preflush or prescrape and, when necessary, presoak treatment. Wash surfaces or objects with a good detergent or compatible cleaner, followed by a potable water rinse before application of the sanitizing solution.
2. Prepare a [100 ppm] {or} [100-200 ppm] {optional statement to be used only for 668 mg tablet} available chlorine sanitizing solution [(refer to Dilution Chart)].
3. Place equipment, utensils, dishes, glasses, etc. in the solution or apply the use solution to surfaces using a cloth, sponge, or coarse sprayer.
4. Allow to stand for at least 1 minute, drain the excess solution from the surface, and allow to air dry.
5. Fresh sanitizing solution must be prepared at least daily or more often if the solution becomes diluted or soiled.]
- 6.

*{and/or}*

**HANDWASHING [OF ITEMS] IN A 2 COMPARTMENT SINK**

1. Remove all visible food particles and soil by a preflush or prescrape and, when necessary, presoak treatment. Wash surfaces or objects with a good detergent or compatible cleaner,
2. Prepare a [100 ppm] {or} [100-200 ppm] {optional statement to be used only for 668 mg tablet} available chlorine sanitizing solution [(refer to Dilution Chart)].
3. Place equipment, utensils, dishes, glasses, etc. in the solution or apply the use solution to surfaces using a cloth, sponge, or coarse sprayer.
4. Allow to stand for at least 1 minute, drain the excess solution from the surface, and allow to air dry.
5. Fresh sanitizing solution must be prepared at least daily or more often if the solution becomes diluted or soiled.

*{and/or}*

**MACHINE WASHING OF ITEMS**

1. Remove all visible food particles and soil by a preflush or prescrape and, when necessary, presoak treatment. Wash surfaces or objects with a good detergent or compatible cleaner, followed by a potable water rinse before application of the sanitizing solution.
2. Prepare a [100 ppm] {or} [100-200 ppm] {optional statement to be used only for 668 mg tablet} available chlorine solution [(refer to Dilution Chart)].
3. Add the solution to the feed tank of immersion or spray type machines that can provide at least 1 minute contact time for sanitizing dishes, glasses, food processing equipment, or utensils. Allow to drain and air dry before use.
4. Promptly use the sanitizing solution after preparation. Discard unused solutions

Use a suitable chlorine test kit to check solution frequently. Change the solution as needed to prevent concentration from falling below 100 ppm available chlorine at any time.

[Follow local health codes]

Where equipment and utensils are used for the preparation of foods on a continuous or production-line basis, utensils and the food-contact surfaces of equipment must be washed, rinsed with potable water and sanitized at intervals

throughout the day on a schedule based on food temperature, type of food, and amount of food particle accumulation.

[To prevent cross-contamination from treated surfaces, kitchenware and food-contact surfaces of equipment must be washed, rinsed with potable water and sanitized after each use and following any interruption of operation during which time contamination may have occurred.]

***{Number 12 alternate application.}***

[The following Directions for Use are not allowed in the state of California:]

**SHOE AND BOOT BATH DEODORIZER**

To deodorize footwear worn in [animal areas] [and] [in packaging and storage areas of food plants]. Shoe and Boot baths containing one inch of freshly made 100 ppm available chlorine solution [(refer to Dilution Chart)] should be placed at all entrances to buildings, [hatcheries,] and at all the entrances to the production and packaging rooms. Scrape waterproof [shoes] [and] [boots] and place into solution for at least [1 minute] {or} [60 seconds] prior to entering area. Change the solution in the bath at least daily or sooner if solution appears diluted or dirty.

**MILK HANDLING AND PROCESSING EQUIPMENT**

This product can be used on dairy farms and in plants processing milk, cream, ice cream, and cheese. Rinse milking machines, utensils, and all equipment with cold water to remove excess milk. Clean [with a suitable [detergent] [cleaning product] [and] [or] [water] as appropriate] and rinse prior to sanitizing. To sanitize, spray or rinse all pre-cleaned surfaces with 100 ppm available chlorine solution [(refer to Dilution Chart)]. Allow at least a 1 minute contact time before draining. Allow adequate draining before contact with dairy products.

It is important to clean out large deposits of milk or other organic matter before sanitizing. A sharp decline in the available chlorine content of the sanitizer following circulation through milk processing equipment is usually regarded as evidence of inadequate cleaning of the equipment and should be promptly investigated.

***{Number 13 alternate application.}***

[The following Directions for Use are not allowed in the state of California:]

**SANITIZING APPLICATION METHODS]**

Prepare a 100 ppm solution; refer to Dilution Chart for the number of tablets to use. Freshly prepare all sanitizing solutions. Test solutions during use to ensure the concentration does not drop below the recommended level. Keep in properly labeled containers to protect against contamination. Discard unused solutions.

*{at least one application below to be included if this use is included on label}*

**PRESSURE METHOD OF SANITIZING EQUIPMENT**

This method is commonly used to sanitize closed systems, such as fluid milk cooling and handling equipment. It is also appropriate for sanitizing weigh tanks, coolers, short-time pasteurizers, pumps, homogenizers, fillers, sanitary piping and fittings, and bottle and can fillers..

For manual operations, fresh sanitizing solutions must be prepared at least daily or more often if the solution becomes diluted or soiled.

1. Disassemble and thoroughly clean all equipment immediately after use.
2. Remove all visible food particles and soil by a preflush or prescrape and, when necessary, presoak treatment.
3. Wash surfaces or objects with a good detergent or compatible cleaner, followed by a potable water rinse before application of the sanitizing solution.
4. Re-assemble into operating position.
5. Prepare a solution containing 100 ppm available chlorine [(refer to Dilution Chart)] in a volume equal to 110% of capacity.
6. Pump the solution through the system until it is filled with sanitizer and air excluded.
7. Close final drain valves and hold under pressure for 1 minute to ensure proper contact with all surfaces.
8. Remove a portion of the cleaning solution from the drain valve and test with a chlorine test kit.
9. Repeat entire cleaning/sanitizing process if effluent contains less than 50 ppm available chlorine.

*{and/or}*



SPRAY METHOD OF SANITIZING EQUIPMENT

The spray method is generally used to sanitize large, non-porous surfaces that have already been freed of physical soil. It is appropriate for batch pasteurizers; holding tanks, weigh tanks, tank trucks and cars, vats, tile walls, ceilings, and floors. Clean all surfaces after use [using [an appropriate compatible [detergent] [cleaning product]] [and/or] [water]] Prepare a solution containing 100 ppm available chlorine [(refer to Dilution Chart)]. Use pressure spraying equipment designed to resist chlorine-containing solutions (e.g. rubber-coated, plastic or stainless steel). When using any other kind of spraying equipment, always empty and thoroughly rinse the spray equipment with potable water immediately after treatment. Thoroughly spray all treated surfaces, corners and turns until wet. Allow at least a 1 minute contact time before draining. Allow excess solution to drain and air dry then place in service. [Vacate area for at least two hours].

{and/or}

GENERAL RINSE METHOD

Prepare a solution containing 100 ppm available chlorine [(refer to Dilution Chart)] to sanitize plant floors, walls and ceilings, and also control odors in refrigerated areas and drain platforms. Generously flush or swab surfaces with the solution. After 1 minute contact time allow solution to drain and then air dry.

**{Number 14 alternate application.}**

**HOUSEHOLD USES**

For use on [floors], [walls], [and other] hard non-porous surfaces [including] [walls], [floors], [tables], [chairs], [countertops], [work surfaces], [bathroom fixtures], [sinks], [shelves], [cabinet -or- drawer handles], [racks], [carts], [refrigerators], [coolers], [glazed tile], [linoleum], [latex], [enamel], [painted woodwork], [vinyl, glazed porcelain], [plastic (such as polypropylene and polyethylene)], [plastic laminate], [stainless steel], [solid surface -or- sealed granite countertops], [glass.], [pools], [spas], [hot tubs], [homes], [pet areas], [kennels], [cat litter boxes], [marine] [and] [recreational vehicles], [R/V holding tanks], [wells], [kitchens], [kitchen appliances], [freezers], [lunchboxes], [bathrooms], [baths], [bath tubs], [baby bathtubs], [baby furniture], [hard non-porous toys], [faucets], [potty seats], [plastic shower curtains], [shower doors], [shower walls], [toilets], [laundry whitening [and][deodorizing]], [washing machines] [refrigerators], [refrigerator handles], [showers], [garbage cans], [trash cans], [trash compactors], [[behind and under] sinks], [tubs], [outdoor uses\* including hard, non-porous surfaces, of [fences.] [decks.] [patio.] [barbeque or grill areas], [flower pots], [planters],[sports equipment], [golf balls ], [golf clubs], [garage, siding, and patio furniture][\*DO NOT use directly in pressure washers mix in garden sprayer] [ensure freezers have been powered off and allowed to come to room temperature before disinfection]

[Where to Use]

[This product {or marketed product name} [is] [are] [a] concentrated multi-purpose tablet[s] that can be used every day around the house to remove stains, clean and deodorize. Use [it] [them] in washing machines, toilets, on floors, on tiles, in bathtubs, in showers, in kitchen sinks and garbage cans [and] [laundry washers] [washing machines].]

[How to Use]

[Toilets: To clean and deodorize, add 1 TABLET into the toilet bowl ([Prepare a 1076 ppm solution; refer to dilution chart for the number of tablets to use]. The tablet will fizz and dissolve, then use a brush to clean. Flush toilet before use. {Toilet application to be used only for 5g tablet}.]

[Laundry: For white and colorfast bleaching. HE Machines: Regular Load: add 1 TABLET to detergent dispenser. Close dispenser and start wash cycle. Standard Machines: Regular Load: Begin filling the washer with water. Add 1 TABLET into the water. Allow to dissolve fully. Place clothes in washer and start wash cycle.

For extra whitening power use 2 TABLETS per regular load.

For extra-large loads or visibly soiled clothing use 3 TABLETS.

Deodorizing Washers: Once weekly or as needed, run the washer on a cold wash program with no laundry and 2 tablets in detergent dispenser or washer. {Laundry application to be used only for 5g tablet}.]

[Floors, Tiles, Bathtubs, Showers, Kitchen Sinks, Garbage Cans: To clean, deodorize and remove mildew stains, add 1 TABLET to 1 gallon of water. For visibly soiled areas use 2 TABLETS. Mop or wipe with solution. Allow solution to contact surface for 5-10 minutes. Rinse well and air dry. Use gloves for prolonged use.{Application to be used only for 5 g tablet.}

[Do not use on any metals or metal surfaces, enamel bathtubs, fine wood surfaces, wool and silk fabrics, man-made, colored, or any fabric with a special finish. Test on inconspicuous area prior to use.]

HOUSEHOLD NON-POROUS SURFACE DISINFECTION

Prepare a 1076 ppm solution; [refer to Dilution Chart for the number of tablets to use] {or} [Add 5 tablets to 3 gallons of water {optional statement to be used only for 5 g tablet}]. Apply to pre-cleaned surface [with] [mop], [cloth], [sponge], [brush], [foaming equipment], [or] [coarse trigger sprayer]. Allow surface to remain wet for 10 minutes. Allow to air dry.

***{Number 15 alternate application.}***

**POOLS**

**FOR SUPERCHLORINATION**

The pool water should be superchlorinated or shocked every seven days or whenever the combined chlorine level is above 0.5 ppm (mg/L). Combined chlorine is the difference between total and free chlorine, as measured by a suitable test kit. Add a sufficient amount of an appropriate shock product, such as this product {or marketed product name} directly to the circulating water as outlined below to raise the available chlorine level to 5-6 ppm (mg/L), based on test kit readings. If the combined chlorine reading is not below 0.5 ppm (mg/L), repeat the shock treatment described above. The addition of [4 tubs (128 tablets) {optional statement to be used only for 5 g tablet}] {or} [100 tablets {optional statement to be used only for 6.55 g tablet}] {or} [50 tablets {optional statement to be used only for 13.1 g tablet}] {or} [40 tablets {optional statement to be used only for 17.4 g tablet}] per 10,000 gallons of water will provide approximately 5 ppm (mg/L) of available chlorine. If the combined chlorine reading is not below 0.5 ppm (mg/L) and the water has not been restored to its normal clarity, repeat the shock treatment described above. Reentry into treated swimming pools is prohibited above levels of 4 ppm chlorine.

***{Number 16 alternate application.}***

**HOT TUBS and SPAS**

Add 4 ppm available chlorine [(refer to Dilution Chart)]. Using an appropriate test kit, test and adjust the water to the following values: pH: 7.2 - 7.8; total alkalinity: 60 - 100 ppm; calcium hardness: 200 ppm, minimum. Maintain these conditions for proper spa and hot tub operation by frequent testing with a test kit. Do not allow cyanuric acid level to exceed 150 ppm, check levels using an appropriate test method. It is recommended that spas and hot tubs be drained every 60 - 90 days, more often under heavy use.

Consult manufacturer's recommendations concerning the compatibility of chlorine sanitizers with their equipment. Some oils, lotions, fragrances, cleansers, etc., may cause foaming or cloudy water and may react with chlorine sanitizers, reducing their efficacy. Reentry into treated spas/hot tubs is prohibited above levels of 3 ppm chlorine.

**[Start-Up (Freshly Filled)]**

1. Turn on the circulation system and ensure that it is operating properly.
2. Add 4 ppm available chlorine [(refer to Dilution Chart)]. Check the free available chlorine (FAC) level and, if below 4-5 ppm, repeat as needed.]

**[Regular Use]**

Turn on the circulation system and ensure that it is operating properly. Add 4 ppm available chlorine [(refer to Dilution Chart)] to the water. Test for FAC and add additional product, if necessary, to attain 4-5 ppm FAC. Maintain 1-3 ppm FAC while the spa or hot tub is in use. After each use, shock treat with 10 ppm available chlorine [(refer to Dilution Chart)] to control odors and algae. Repeat as needed. Spa or hot tub should not be entered until FAC reaches 1-3 ppm.]

**[Extended Non-Use Period]**

During extended periods when the spa or hot tub is not being used, with the circulation system running, add 4 ppm available chlorine [(refer to Dilution Chart)] twice a week or as needed to maintain 1-3 ppm FAC.]

***{Number 17 alternate application.}***

**DISINFECTION OF DRINKING WATER IN EMERGENCY/PUBLIC/INDIVIDUAL SYSTEMS**

*{at least one application below to be included if this use is included on label}*

**EMERGENCY DRINKING WATER:** Use [this product] [Klorsept] {or} {marketed product name} to disinfect raw or pre-treated (settled, coagulated, and/or filtered) human and domestic animal drinking supplies on an emergency basis as defined in 40 CFR, Part 165-179. The treated water source may be a river, lake, well, cistern or similar system. The treated water should be clear and free of dirt and organic debris to obtain the optimum disinfection results. If the water source is cloudy and contains dirt and organic debris, the water should be in holding tanks or pond, treated with coagulating agents and filtered to remove dirt and organic debris.

[Add 10 g of [Klorsept] [this product] {or} {marketed product name} tablets per 70 gallons of water] {or} [Add 1 tablet to 50 gallons of water {optional statement to be used only for 6.55 g tablet}] {or}[Add 1 tablet to 100 gallons of water {optional statement to be used only for 13.1 g tablet}] {or} [Add 1 tablet to 25 gallons of water {optional statement to be used only for 3.3[4] g tablet}] {or} [Add 1 tablet to 130 gallons of water {optional statement to be used only for 17.36 g tablet}] {or} [refer to Dilution Chart for the number of tablets to use] to achieve available chlorine concentration of 10 ppm; [Allow water to stand for seven to fifteen minutes before use. Maintain 1 ppm available chlorine residual, as determined by a reliable chlorine test kit, to ensure disinfection.]

{and/or}

PUBLIC SYSTEMS [Add 10 g of [Klorsept] {or} {marketed product name} tablets per 1000 gallons of water.] {or} [Add 1 tablet to 650 gallons of water {optional statement to be used only for 6.55 g tablet}] {or}[Add 1 tablet to 1300 gallons of water {optional statement to be used only for 13.1 g tablet}] {or} [Add 1 tablet to 325 gallons of water {optional statement to be used only for 3.3[4] g tablet}] {or} [Add 1 tablet to 1700 gallons of water {optional statement to be used only for 17.36 g tablet}] in the system to achieve a free available chlorine residual of at least 0.2 ppm throughout the distribution system.] [Test water frequently with a suitable chlorine test kit. Conduct bacteriological sampling according to the schedule prescribed by the National Interim Primary Drinking Water Regulations. Contact your local Health Department for further details.]

{and/or}

INDIVIDUAL SYSTEMS:

[Dug Wells: After the casing (lining) has been completed, use a stiff brush to wash the interior of the casing (lining) with a 100 ppm available chlorine solution. Refer to Dilution Chart for the number of tablets to use.

Cover the well, then pour the disinfecting solution through both the pipe sleeve opening and the pipeline. Wash the exterior of the pump cylinder with the disinfecting solution. Start the pump and pump water until a strong chlorine odor is detected in the water.

Stop the pump and wait at least 24 hours. After 24 hours has passed, flush the well to remove all traces of chlorine from the water. Contact your local Health Department for further details.]

[Drilled, Driven & Bored Wells: Run the pump until water is as clear as possible from turbidity. Pour a disinfecting solution containing 100 ppm available chlorine into the well. Refer to Dilution Chart for the number of tablets to use. Add 5 to 10 gallons of clean, chlorinated water to the well in order to force the disinfectant into the rock formation. Wash the pump cylinder exterior with the disinfectant. Drop pipeline into well, start the pump and pump water until a strong chlorine odor is detected in the water. Stop the pump and wait at least 24 hours. After 24 hours has passed, flush the well to remove all traces of chlorine from the water.]

[Contact your local Health Department for further details.]

[Flowing Artesian Wells: It is generally not necessary to disinfect artesian wells. If analysis indicates there is persistent contamination, disinfect the well. Contact your local Health Department for further details:]

{and/or}

[PUBLIC WATER SYSTEMS:]

{at least one application below to be included if this use is included on label}

Reservoirs (Algae Control): Although continuous chlorination is the optimal treatment for algae control, slug treatment is also an effective. Select suitable chlorine feeding points on each stream at least 50 yards upstream from the points of entry into the reservoir. Add [Klorsept] {or} {marketed product name} tablets at the indicated rates:

Initial Dose: If the system is noticeably fouled, add [Klorsept] {or} {marketed product name} tablets at the rate of 90 to 440 g per 10,000 gallons to obtain a 0.5-1.5 ppm (mg/L) level of available chlorine, as determined by a reliable test kit. Repeat dosage until residual is achieved.

Subsequent Dose: When algal control is evident, add [Klorsept] {or} {marketed product name} tablets at the rate of 30 to 135 g per 10,000 gallons to maintain a 0.2-0.5 ppm (mg/L) level of available chlorine, as determined by a reliable test kit.]

{and/or}

Mains: Discharge hydrants to thoroughly flush section to be disinfected. Allow a water flow of at least 2.5 feet per minute to continue under pressure while injecting this product using a chlorinator. Discontinue the water flow when a chlorine residual test of 50 ppm is achieved at the low pressure end of the new main section following a 24 hour retention time. After completing chlorination, flush the system to clear all heavily chlorinated water.

*{and/or}*

New Tanks, Basins, Etc.: Clean the new tank, basin, etc., to remove all visible soil from surfaces. Add 470 g of [Klorsept] *{or}* *{marketed product name}* tablets for every 10 cubic feet of moving capacity (500 ppm available chlorine.) Fill the new tank, basin, etc., to working capacity and allow to stand for at least 4 hours. Drain and flush with potable water and return to service.

*{and/or}*

New Filter Sand: Add 940 g of [Klorsept] *{or}* *{marketed product name}* tablets for every 150 to 200 cubic feet of sand. As [Klorsept] *{marketed product name}* tablets dissolve in the water passing through the bed it will help disinfect the new sand.

*{and/or}*

New Wells: Use a 50 ppm available chlorine solution containing 70 g of [Klorsept] *{or}* *{marketed product name}* tablets for every 100 gallons of water to flush the casing. Pump or gravity feed the solution into the well after thorough mixing with agitation. Flush the well after 24 hours to remove all traces of chlorine from the water. Pump the well until a representative raw water sample is obtained. Conduct bacteriological sampling of the water to determine whether further treatment is necessary. Contact your local Health Department for further details.

*{and/or}*

Existing Equipment: Remove equipment from service and thoroughly clean equipment surfaces to eliminate any physical soil. Add 470 g of [Klorsept] *{or}* *{marketed product name}* tablets for every 10 cubic feet capacity (approximately 500 ppm available chlorine) to disinfect equipment. Fill the equipment to working capacity and allow stand for at least 4 hours. Drain equipment and return to service. If it is not feasible to use the previous treatment method, equipment surfaces may also be sprayed with a solution containing 70 g of [Klorsept] *{or}* *marketed product name}* tablets for every 5 gallons of water (approximately 1000 ppm available chlorine). After equipment has dried, flush with water and return to service.

#### [EMERGENCY DISINFECTION AFTER FLOODS:

*{at least one application below to be included if this use is included on label}*

Wells: Use a 500 ppm available chlorine solution to thoroughly flush the contaminated casing. Mix 70 g of [Klorsept] *{or}* *{marketed product name}* tablets with 10 gallons of water to prepare the use solution. Backwash the well to eliminate turbidity and increase yield. Add enough chlorinating solution to the backwash to produce 10 ppm available chlorine residual, as measured by a reliable chlorine test kit. After reducing the turbidity and treating the casing, add enough chlorinating solution to produce a 50 ppm available chlorine residual. Flush the well after 24 hours to remove all traces of chlorine from the water. Pump the well until a representative raw water sample is obtained. Conduct bacteriological sampling of the water to determine whether further treatment is necessary. If the water samples are biologically unacceptable repeat the disinfection treatment. Contact your local Health Department for further details.

*{and/or}*

Reservoirs: Establish chlorinating stations upstream of the reservoir if overflowing streams cause contamination. Chlorinate the inlet water until 0.2 ppm available chlorine residual in the entire reservoir is established, as measured by a reliable chlorine test kit. If surface drainage causes contamination, add enough [Klorsept] *{or}* *{marketed product name}* tablets directly to the reservoir to achieve a 0.2 ppm available chlorine residual in all areas.

*{and/or}*

Basins, Tanks, Flumes, Etc.: Thoroughly clean all equipment surfaces to remove visible soil. Add 470 g of [Klorsept] *{or}* *{marketed product name}* tablets for every 10 cubic feet of water to achieve a 500 ppm available chlorine level, as measured by a reliable chlorine test -kit. Allow to stand for 24 hours. Drain and flush equipment with potable water and return to service. If it is not feasible to use the previous treatment method, equipment surfaces may also be sprayed or flushed with a solution containing 70 g of [Klorsept] *{or}* *{marketed product name}* tablets for every 5 gallons of water (1000 ppm available chlorine). Allow to stand for 2 to 4 hours. Flush equipment and return to service.

{and/or}

Filters: When replacing the sand filter, add 940 g of [Klorsept] {or} {marketed product name} tablets for every 150 to 200 cubic feet of sand. Distribute additional [Klorsept] {or} {marketed product name} tablets over the surface at the rate of 940 g for every 20 square feet if the filter is severely contaminated. Allow water to stand for 4 to 24 hours at a depth of 1 foot above the filter bed surface. Add 940 g of [Klorsept] {or} {marketed product name} tablets for every 50 square feet when filter beds can be back-washed of mud and silt. Allow the water to stand at a depth of 1 foot above the filter sand for 30 minutes, and drain water to the level of the filter. After 4 to 6 hours has passed, drain the filter and proceed with normal back-washing.

{and/or}

Distribution System: Flush the replaced or repaired section of the distribution system with water. Set up a chlorinating station and apply enough [Klorsept] {or} {marketed product name} tablets to achieve a consistent available chlorine residual of at least 10 ppm after a 24 hour retention time, as determined by a reliable chlorine test kit.

**EMERGENCY DISINFECTION AFTER FIRES:**

Cross Connections or Emergency Connections: Set up a chlorinating feed station near the untreated water supply intake. Add 75 g of [Klorsept] {or} {marketed product name} tablets for every 1,000 gallons of water to achieve a chlorine residual of at least 0.2 ppm, as determined by a reliable chlorine test kit, at the location where the untreated water supply enters the distribution system.

**EMERGENCY DISINFECTION AFTER DROUGHT:**

*{at least one application below to be included if using application}*

Supplementary Water Supplies: Set up a chlorinating feed station on the supplementary water line. Add [Klorsept] {marketed product name} tablets at rate of 40 g for every 1,000 gallons of water to achieve a minimum chlorine residual of 0.2 ppm, as determined by a reliable chlorine test kit. Hold the water for 20 minutes before using.

{and/or}

Water Shipped in Tanks, Tank Cars, etc.: Clean all containers and equipment thoroughly. Spray containers and equipment with a 500 ppm available chlorine solution and rinse with potable water after 5 minutes. Mix 35 g of [Klorsept] {or} {marketed product name} tablets for every 5 gallons of water to prepare the solution. While filling the containers and equipment, add enough [Klorsept] {or} {marketed product name} tablets to achieve at least a 0.2 ppm chlorine residual, as determined by a reliable chlorine test kit.

**EMERGENCY DISINFECTION AFTER MAIN BREAKS:**

Mains: Flush out mud and visible soil before assembling the repaired section. Allow the water to flow at a rate of at least 2.5 feet per minute under pressure while injecting this product using a chlorinator. Discontinue the water flow when a chlorine residual test of 50 ppm is achieved at the low pressure end of the new main section following a 24 hour retention time. After completing chlorination, flush the system to clear all heavily chlorinated water.

**{Number 18 alternate application.}**

**POULTRY, SWINE, CATTLE, LIVESTOCK DRINKING WATER DISINFECTION**

If the water supply is badly fouled, then add 5 ppm available chlorine [(refer to Dilution Chart)] to the water supply. After 24 hours the addition rate can be reduced to 1 ppm available chlorine [(refer to Dilution Chart)]. If the microbiological content of the water is eliminated, the concentration of available chlorine can be reduced to 0.5 ppm. If the microbiological control is not adequate at 1 ppm available chlorine, then add 1.5 ppm available chlorine to the livestock drinking water. Klorsept [This product] {marketed product name} should be administered continuously into the drinking water from the time of placement (day one). Cease treating the drinking water 24 hours prior to vaccination and re-administer 24 hours after vaccination.

**{Number 19 alternate application.}**

**FILTRATION DEVICES**

This product is for use in filtration devices (water purification systems and its cartridges). Its purpose is to clean membranes, such as reverse osmosis membranes of fouling contaminants. One [1] dose of product is necessary to achieve reduction in fouling contaminants. Product should be used following the manufacturer's instructions. Add 3 ppm available chlorine solution [(refer to Dilution Chart)] to the system water. Repeat this process, if necessary, until a free available chlorine (FAC) level of 0.5 – 1.0 ppm is obtained, as determined by use of a reliable test kit.

**STORAGE AND DISPOSAL**

Do not contaminate water, food, or feed by storage and disposal.

**PESTICIDE STORAGE**

Store in a cool, dry, well-ventilated area at temperatures below 40°C/104°F. Avoid moisture getting into container

**PESTICIDE DISPOSAL**

Pesticide may be acutely hazardous. Wastes resulting from the use of this product must be disposed of on-site, or at an approved waste disposal facility.

**CONTAINER HANDLING**

Nonrefillable container. Do not reuse or refill this container. Offer for recycling if available or puncture and dispose of in a sanitary landfill.

**PHYSICAL OR CHEMICAL HAZARDS**

**STRONG OXIDIZING AGENT:** Use only clean dry utensils. Mix only into water. Contamination with moisture, dirt, organic matter, other chemicals or any other foreign matter may start a chemical reaction with generation of heat, liberation of hazardous gases and possible generation of fire and explosion. Avoid any contact with flaming or burning material such as a lighted cigarette. Do not use this product in any chlorinating device which has been used with any inorganic or unstabilized chlorinating compounds (e.g., calcium hypochlorite). Such use may cause fire or explosion.

**[WARRANTY**

Seller warrants that this product conforms to its chemical description and is reasonably fit for the purposes stated on the label when used in accordance with label directions under normal conditions of use, but to the extent consistent with applicable law, neither this warranty nor any other warranty of MERCHANTABILITY OR FITNESS FOR A PARTICULAR PURPOSE, expressed or implied, extends to the use of this product contrary to label instructions, or under abnormal conditions, or under conditions not reasonably foreseeable to Seller, and Buyer assumes the risk of any such use.]

Medentech Ltd.  
Clonard Road, Wexford, Ireland  
Tel: +011 353 53 911 7900

EPA Reg. No. 71847-6  
EPA Est. No. \_\_\_\_\_  
Material][Label] No. \_\_\_\_\_  
NET CONTENTS: \_\_\_\_\_ [lbs.][kg.][g.][oz.]  
[Batch][Lot] No. \_\_\_\_\_

{Where required the appropriate chart will be used on the marketed label for each tablet size.}

DILUTION CHART							
Tablet size	Powder	0.3 g	1 g	1.7 g		3.3[4] g	
Solution ppm (mg/L) Available Chlorine	Ounces (grams) per gallon	Tablets per one Quart of Water	Tablets per one Gallon of Water	Tablets	Quarts of Water	Tablets	Quarts of Water
0.5	0.0002 (0.006)	1 in 200 qt	1 in 164 gal	1	1118	1	2170
1	0.0004 (0.012)	1 in 100 qt	1 in 82 gal	1	559	1	1085
1.5	0.0006 (0.018)	1 in 66 qt	1 in 55 gal	1	373	1	723
3	0.0013 (0.037)	1 in 33 qt	1 in 27 gal	1	186	1	362
4	0.0017 (0.049)	1 in 25 qt	1 in 21 gal	1	140	1	271
5	0.002 (0.061)	1 in 20 qt	1 in 16 gal	1	112	1	217
10	0.004 (0.122)	1 in 10 qt	1 in 7 gal	1	50	1	100
100	0.04 (1.2)	1	2	1	5	1	10
538	0.23 (6.5)	6	7	1	1	1	2
1076	0.46 (13.1)	11	14	2	1	1	1
2153	0.92 (26.2)	21	27	4	1	2	1
4306	1.85 (52.4)	42	53	8	1	4	1
5382	2.31 (65.5)	53	66	10	1	5	1

DILUTION CHART										
Tablet size	5 g		6.55 g		13.1 g				17.4 g	
Solution ppm (mg/L) Available Chlorine	Tablets	Gallons of Water	Tablets	Gallons of water	Tablets	Gallons of Water	Tablets	Quarts of water	Tablets	Gallons of Water
0.5	1	822	1	1076	1	2153	1	8612	1	2859
1	1	411	1	538	1	1076	1	4304	1	1430
1.5	1	274	1	359	1	718	1	2872	1	953
3	1	137	1	179	1	359	1	1436	1	477
4	1	103	1	135	1	269	1	1076	1	357
5	1	82	1	108	1	215	1	860	1	286
10	1	38	1	50	1	100	1	400	1	132
100	1	3.8	1	5	1	10	1	40	1	13
538	5	3	1	1	1	2	1	8	1	2.5
1076	3	1	2	1	1	1	1	4	1	1.25
2153	6	1	4	1	2	1	1	2	2	1
4306	12	1	8	1	4	1	1	1	4	1
5382	14	1	10	1	5	1	5	4	5	1

Dilution chart { chart for 668 mg tablet only}		
Solution ppm (mg/L Available Chlorine)	Tablets	Quarts of water
100 ppm	1	2
150 ppm	1	1.5
200 ppm	1	1



{Optional Dilution Charts }

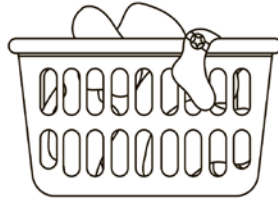
Dilution Chart	
Tablet Size 13.1 g	Tablets per One Gallon of Water
1076 ppm	1
2153 ppm	2
4306 ppm	4
5382 ppm	5

Dilution Chart	
Tablet Size 6.55 g	Tablets per One Gallon of Water
538 ppm	1
1076 ppm	2
2153 ppm	4
4306 ppm	8
5382 ppm	10

Dilution Chart	
Tablet Size 1.7 g	Tablets per One Quart of Water
538 ppm	1
1076 ppm	2
2153 ppm	4
4306 ppm	8
5382 ppm	10

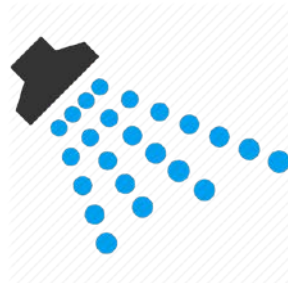
Dilution Chart	
Tablet Size 3.3[4] g	Tablets per One Quart of Water
1076 ppm	1
2153 ppm	2
4306 ppm	4
5382 ppm	5


{color and style of the graphics may vary}



VectorStock® VectorStock.com/9457907 \*

\* whitening and colorfast bleaching





{The icons above represent the following: 1) laundry, 2) mop and bucket, 3) toilet, 4) shower head, and 5) garden tool}



Black NSF/ANSI Standard 60 Logo



Blue NSF/ANSI Standard 60 Logo



Nonfood Compounds  
Program Listed (Category Code)  
(Registration #)

{Optional graphics illustrating contact time.}

