



**UNITED STATES ENVIRONMENTAL PROTECTION AGENCY  
WASHINGTON, DC 20460**

**OFFICE OF CHEMICAL SAFETY  
AND POLLUTION PREVENTION**

April 12, 2017

Nicole Perkinson  
Agent for Medentech Ltd.  
ToXcel, LLC  
7140 Heritage Village Plaza  
Gainesville, VA 20155-3061

Subject: PRIA Label Amendment – Add Additional Organisms and Claims to the Master Label  
Product Name: KLORSEPT  
EPA Registration Number: 71847-6  
Application Date: June 21, 2016  
Decision Number: 518678

Dear Ms. Perkinson:

The amended label referred to above, submitted in connection with registration under the Federal Insecticide, Fungicide and Rodenticide Act, as amended, is acceptable. This approval does not affect any conditions that were previously imposed on this registration. You continue to be subject to existing conditions on your registration and any deadlines connected with them.

A stamped copy of your labeling is enclosed for your records. This labeling supersedes all previously accepted labeling. You must submit one copy of the final printed labeling before you release the product for shipment with the new labeling. In accordance with 40 CFR 152.130(c), you may distribute or sell this product under the previously approved labeling for 18 months from the date of this letter. After 18 months, you may only distribute or sell this product if it bears this new revised labeling or subsequently approved labeling. "To distribute or sell" is defined under FIFRA section 2(gg) and its implementing regulation at 40 CFR 152.3.


Should you wish to add/retain a reference to the company's website on your label, then please be aware that the website becomes labeling under the Federal Insecticide Fungicide and Rodenticide Act and is subject to review by the Agency. If the website is false or misleading, the product would be misbranded and unlawful to sell or distribute under FIFRA section 12(a)(1)(E). 40 CFR 156.10(a)(5) list examples of statements EPA may consider false or misleading. In addition, regardless of whether a website is referenced on your product's label, claims made on the website may not substantially differ from those claims approved through the registration process. Therefore, should the Agency find or if it is brought to our attention that a website contains false or misleading statements or claims substantially differing from the EPA approved registration, the website will be referred to the EPA's Office of Enforcement and Compliance.

Your release for shipment of the product constitutes acceptance of these conditions. If these conditions are not complied with, the registration will be subject to cancellation in accordance

Page 2 of 2  
EPA Reg. No. 71847-6  
Decision No. 518678

with FIFRA section 6. If you have any questions, please contact Srinivas Gowda by phone at (703) 308-6354 or via e-mail at [gowda.srinivas@epa.gov](mailto:gowda.srinivas@epa.gov)

Sincerely,

A handwritten signature in dark ink, appearing to read 'D. Fuller', with a long horizontal stroke extending to the right.

Demson Fuller, Product Manager 32  
Regulatory Management Branch II  
Antimicrobials Division (7510P)  
Office of Pesticide Programs

Enclosure: EPA Stamped Label

{All text in brackets [xxx] is optional and may or may not be intended on a final label.}  
 {All text in braces {xxx} is administrative and will not appear on a final label.}

# KLORSEPT

{Alternate product names:}

[Aquatabs Food Service Tablets]

[Seprivet]

[Credence]

[BruTab 6S]

Aquasept

Mastisept

Defender]

[TexTab]

[3M C. Diff] {only for use on labels with C. diff use instructions}

[Persept]

{Healthcare} {Institutional} {Industrial} {Optional marketing statements. One or more statements may be combined.}

[For use in [Cleaning] [and] [Disinfection] [and] [Sanitizing] in [amusement parks], [breweries], [beverage and food processing plants], [egg processing plants], [food processing and canning plants], [bottling plants], [fish processing plants], [meat and poultry processing plants], [schools], [universities], [hospitals], [neo-natal units], [physicians-or pediatricians offices], [office buildings] , [nursing homes], [elder care centers], [child care centers], [daycares], [shelters], [cafeterias], [diners], [eating establishments], [institutional dining establishments],[hotels] [restaurants], [food service] [stores], [shops], [camp sites] [casinos] [movie theaters], [veterinary clinics], [zoos and aquariums], [milk processing facilities], [milk handling and processing plants], [dairy farms], [farms], [poultry premises] [poultry housing], [poultry hatcheries], [and] [livestock quarters], [industrial facilities], [military installations], [kennels], [boarding facilities], [laboratories], [lab animal facilities], [licensed care facilities], [institutions], [catering], [catering, kitchens], [vending machines], [kitchens], [[Intensive Care Unit] [ICU] operating rooms], [emergency waiting rooms] [dental facilities], [gyms], [locker room facilities], [health clubs], [restrooms], [Tattoo parlors], [[manicure] [pedicure] salons] [and] [commercial laundries] [Potable Water Treatment] [prisons].]

[Easy], [Convenient], [Accurate Measurement]

[Effective against *Clostridium difficile* spores] [in 4 minutes]

[Effective against [Hepatitis A Virus] [and] [Hepatitis B Virus]] [and] [Hepatitis C Virus]

[Food Contact Sanitizer]

[Non-Food Contact Sanitizer]

[Effervescent Sanitizing Tablet for Food Contact Surfaces]

[Sanitizer]

[Kill germs]

[Kills 99.9% of bacteria]

[Broad spectrum disinfectant]

[Eliminates microbes and contaminants]

[Strong]

[Simple]

[Small]

[Stable]

[Surface Friendly]

[Smells Better [than bleach]]

[Simple to use]

[Small in size]

[Surface Friendly]

[Sustainable] [Less packaging to throw away]

[Compact – storage takes up less shelf space]

[Longer shelf life than liquid bleach]

[For both hot and cold water]

[Approved by NSF] [for drinking water][as [D2] No Rinse Sanitizer]

[Sporicidal Disinfectant in effervescent tablet form]

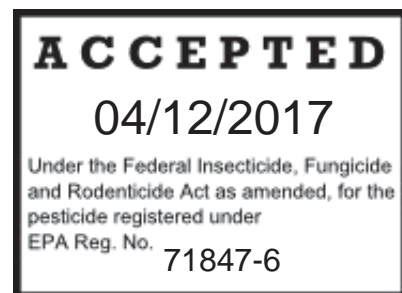
[Effective against a broad range of microorganisms]

[Single dose tablet delivers accurate strength solution every time, eliminating “measure and pour” guesswork]

[Kills *C. diff* [*Clostridium difficile* spores] in 4 minutes!]

Kills HIV-1, Hepatitis A, Hepatitis B and Hepatitis C in 1 minute]

[Complies with OSHA's Bloodborne Pathogen Standard]



[Hospital Disinfectant]

[Convenient tablet form that can be applied with dry wipes]

[Can be applied [spray] [mop] [wipe], [cloth], [sponge], [brush], [foaming equipment], [or] [coarse trigger sprayer].  
[course mechanical spray].]

[[This product] {or marketed product name} is recommended for sanitizing all types of hard, non-porous equipment and utensils used in food processing and canning plants, bottling plants, breweries, fish processing plants, meat and poultry processing plants, milk handling and processing plants, stores, restaurant and institutional dining establishments]

[[This product] {or marketed product name} is an effective sanitizing agent. Treatment with this product throughout food and beverage processing and food handling operations can help ensure the quality of the final product.]

*{Household Optional marketing statements. One or more statements may be combined.}*

[For use in Cleaning and Disinfection in [], [ ], [ ], [pools], [spas], [hot tubs], [flower pots and planters], [furniture], [toys], [homes], [ ], [pet areas], [kennels], [pet food and water bowls], [marine] [and] [recreational vehicles], [R/V holding tanks], [wells], [kitchen], [bathroom], [litter box], [ice machines], [kitchen utensils (knives)], [kitchenware], [kitchen appliances], [cutting boards], [bath], [floors], [toilets], [toilet bowls] [laundry], [washing machines], [refrigerator], [wading pools], [shower], [garbage cans] [trash cans], [sinks], [tubs], [outdoor uses\* including hard, nonporous surfaces, of fences, decks, patio, garage, siding, and patio furniture] [\*DO NOT use directly in pressure washers mix in garden sprayer]]

[Disinfectant] [and] [Cleanser]

[Sanitizer]

[For hard nonporous surfaces all around the house]

[Protects Against Odor]

[Eliminates [and] [&] Controls Odors]

[Controls Bacteria and Algae]

[Multi-purpose effervescent tablets]

[Disinfects and protects against odor]

[Convenient accurate measurement]

[Disinfects [pre-cleaned], [pre cleaned] [hard], [nonporous] surfaces in 10 minutes]

[Disinfects] [and] [Deodorizes] [your] [washing machine tank] [all washers]

[Cleans] [and] [Deodorizes your dishwasher]

[Effective against [*Staphylococcus aureus*], [*Salmonella enterica*] (formerly *choleraesuis*) in 10 minutes]

[Kills 99.9% of bacteria]

[Value pack]

[Value size]

[Club pack]

[Club size]

[Scratch Free]

[Disinfects] [Cleans]

[Disinfects while you clean, when applied according to the directions for disinfection]

[Disinfects and cleans]

[Kills Household Germs\*] [\* *Staphylococcus aureus*, *Salmonella enterica*, H1N1 Influenza]

[Kills Germs\*][\* *Staphylococcus aureus*, *Salmonella enterica*, H1N1 Influenza]

[Kills 99.9% of Germs\*] [\* *Staphylococcus aureus*, *Salmonella enterica*, H1N1 Influenza]

[Kills colds and flu\*][\*respiratory syncytial virus and H1N1 Influenza]

[Kills 99.9% of viruses and bacteria]

[Kills 99.9% of odor causing bacteria]

[Wipes out / Mops out most household germs including] [*Staphylococcus aureus*], [*Salmonella enterica*], [and]

[*Pseudomonas aeruginosa*] [Cold and Flu viruses\*] [\*respiratory syncytial virus and H1N1 Influenza]

[Sustainable] [Less packaging to throw away]

[Compact – storage takes up less shelf space]

[Never carry around or spill heavy bleach bottles again]

[Convenient, multipurpose cleaning – inside and outside your home]

[Longer shelf life than liquid bleach]

[New technology]

[For Laundry Use] [Pet areas]

[Room temperature disinfectant]

[For both warm and cold water]

[Deodorizer]

[Destainer]

[Unique fizzy formula] [–] [Unique fizzing tablet dissolves fast and completely]

[[Powerful] [Convenient] [Easy to use] Sporidical disinfectant in a convenient tablet form with no mess]

[Use anywhere you would use liquid bleach]  
 [Chlorine Bleach in tablet form with no mess]  
 [100% USA made active ingredients][The Klorsept fizz]  
 [100% US manufactured active ingredient]  
 [Stain Remover]  
 [Low temperature destainer]  
 [Exclusive Effervescent Formula]  
 [No splatter or spills to ruin your clothes]  
 [Easy-no splatter] [No mess] [Splash-less, no mess]  
 [No need to use liquid bleach again]  
 [Concentrated for whiter laundry and cleaner surfaces] [For whiter laundry]  
 [Just 1 tablet for all your laundry and cleaning needs]  
 [Neutral pH]  
 [Removes Mold and Mildew stains] [inside & outside your house]  
 [Cleans mold & mildew [in bathrooms] [off of outdoor furniture]  
 [Exclusive Effervescent Formula] [Reinvigorate] [Freshen] [your spa] [1 Bottle for all your household needs]  
 [Multipurpose tablet] [10+ Uses]  
 [One tablet per load of laundry] [Less than 20¢ per load]  
 [\*For severe stains use additional tablets]  
 [Stabilized]  
 [Excellent for Pools on Chlorine Generators]  
 [Simplify Cleaning]  
 [Simplify cleaning with the drop of a tablet]  
 [Convenient disinfection] [of hard non-porous surfaces in your home]  
 [Disinfect and clean with 1 tablet product]  
 [Cleans] [and] [Deodorize] [your] [toilet] [dishwasher] [HE] [washing machine] [with 1 tablet product]  
 [Kill germs and bacteria with 1 tablet product]  
 [EZ Fizzing Bleach Tablet]  
 [Fast Dissolving]  
 [Reinvigorate your spa]  
 [Freshen your spa]  
 [Cleans and disinfects pet areas]  
 [Pastillas desinfectantes de cloro EZ] [=] [EZ BLEACH DISINFECTANT TABLETS]  
 [Approved by NSF] [for drinking water][as [D2] No Rinse Sanitizer]

[This product, a broad spectrum disinfectant, contains 48.21% of sodium dichloroisocyanurate per tablet. This is equivalent to 31.1% of available chlorine.]

[Images: Washing machine, Floor, Sink, Stove, Toilet, Bathtub, Shower, Countertop, mop and bucket, H.E]

[New!] (To be used for 6 months after the product is released to the market.)

[HEALTHCARE] [INSTITUTIONAL] [INDUSTRIAL] (marketing statements)]

[Effervescent Disinfectant Tablets for Hospitals and Institutional Use]

[†] [This product] {or marketed product name} [is effective against the following micro-organisms on [pre-cleaned],  
 hard, nonporous, inanimate surfaces: *Salmonella enterica*, *Staphylococcus aureus*, *Pseudomonas aeruginosa*,  
*Klebsiella pneumoniae*, *Staphylococcus epidermidis*, *Escherichia coli* O157:H7, *Staphylococcus aureus* – methicillin-  
 resistant (MRSA) & glycopeptide-resistant (GRSA), Carbapenem resistant *Klebsiella Pneumoniae*, *Acinetobacter*  
*baumannii*, *Poliovirus* type 1, *Herpes simplex virus* type 1, Hepatitis A virus, Hepatitis B virus, Hepatitis C virus ,  
 Human Immunodeficiency Virus Type 1 (associated with AIDS) or (AIDS Virus), Influenza virus H1N1, respiratory  
 syncytial virus, *Canine Parvovirus*, *Newcastle Disease Virus*, *Pseudorabies*, *Canine Distemper Virus*, *Feline*  
*Calicivirus*, *Norovirus*, Vancomycin Resistant *Enterococcus faecalis*, *Trichophyton mentagrophytes*, *Mycobacterium*  
*bovis* (TB) and *Clostridium difficile* spores].

[†] [This product] {or marketed product name} [is an effective [Healthcare] disinfectant/virucidal tablet against  
*Salmonella enterica*, *Staphylococcus aureus*, *Pseudomonas aeruginosa*, carbapenem resistant *Klebsiella*  
*Pneumoniae*, *Acinetobacter baumannii*, *Norovirus*, *Mycobacterium bovis* (TB) and *Clostridium difficile* spores with a 4  
 minute contact time.]

This product] {or marketed product name} [is effective against the following animal pathogens on pre-cleaned, hard,  
 nonporous, inanimate surfaces: *Canine Parvovirus*, *Newcastle Disease Virus*, *Pseudorabies*, *Canine Distemper*  
*Virus*, *Feline Calicivirus*.

[†] [This product] {or marketed product name} [is an effective [Healthcare] disinfectant/virucidal tablet against

Norovirus, Hepatitis A virus, Hepatitis B virus, Hepatitis C virus, Human Immunodeficiency Virus Type 1 (associated with AIDS) {or} (AIDS Virus) with a 1 minute contact time.

[†][This product] {or marketed product name} [is an effective [Healthcare] disinfectant/virucidal tablet against *Salmonella enterica*, *Staphylococcus aureus*, *Pseudomonas aeruginosa*, *Klebsiella pneumoniae*, *Staphylococcus epidermidis*, *Escherichia coli* O157:H7, *Staphylococcus aureus* – MRSA & GRSA, *Poliovirus type 1*, *Herpes simplex virus type 1*, Hepatitis A virus, Hepatitis B virus, Human Immunodeficiency Virus Type 1 (associated with AIDS) or (AIDS Virus), *Influenza virus* H1N1, *Respiratory syncytial virus*, *Norovirus*, Vancomycin Resistant *Enterococcus faecalis*, *Trichophyton mentagrophytes*, and *Clostridium difficile* spores with a 10 minute contact time.]

[This product]{or marketed product name} [is designed to provide effective cleaning, and disinfection in areas where it is of prime importance in controlling the hazard of cross contamination on treated pre-cleaned, hard, nonporous, inanimate surfaces.]

[This product] {or marketed product name} [is for use in:]

- [Hospitals, nursing homes, medical and dental offices and clinics, operating rooms, isolation wards, and medical research facilities.]
- [Day care centers and nurseries.]
- [Veterinary clinics, animal life science laboratories, kennels, breeding and grooming establishments, pet animal quarters, zoos, pet shops, and other animal care facilities.]
- [[Cosmetic], [pharmaceutical], [and] [medical device] [manufacturing facilities], [biotechnology firms], [pharmacies], [and] [compounding pharmacies].]

[This product when used as directed is formulated to [disinfect], [clean] washable hard, non-porous surfaces of: Hospital beds, examining tables, operating tables, medical equipment surfaces, counters, walls, ceilings, shower stalls, bathroom fixtures, kennel/cage floors, examination tables, athletic mats, exercise equipment, and locker rooms areas, whirlpools, Hubbard tanks, food preparation and storage areas and other hard, non-porous surfaces.]

[GENERAL CLAIMS (marketing statements)]

[This product] {or marketed product name} [is a [disinfectant that disinfects] [sanitizer that sanitizes] pre-cleaned, hard, non-porous, inanimate surfaces. This [cleaning] process may be accomplished with any cleaner solution including [This product] {or marketed product name}]

[This product] {or marketed product name} [provides effective cleaning strength that will not dull high gloss floors finishes with repeated use.]]

# [KLORSEPT]

**KEEP OUT OF REACH OF CHILDREN**  
**DANGER**

**ACTIVE INGREDIENT:**

Sodium dichloro-s-triazinetriene .....48.21%\*

**OTHER INGREDIENTS:** .....51.79%

**TOTAL:** ..... 100.00%

\* Equivalent to 31.10% active chlorine by tablet weight. Refer to dilution chart for Available Chlorine concentrations.

<b>FIRST AID</b>	
<b>If in eyes</b>	<ul style="list-style-type: none"> <li>• Hold eye open and rinse slowly and gently with water for 15-20 minutes.</li> <li>• Remove contact lenses, if present, after the first 5 minutes, then continue rinsing eye.</li> <li>• Call a poison control center or doctor for treatment advice.</li> </ul>
<b>If swallowed</b>	<ul style="list-style-type: none"> <li>• Call a poison control center, or doctor immediately for treatment advice.</li> <li>• Have person sip a glass of water if able to swallow.</li> <li>• Do not induce vomiting unless told to do so by the poison control center or doctor.</li> <li>• Do not give anything by mouth to an unconscious person.</li> </ul>
<b>If inhaled</b>	<ul style="list-style-type: none"> <li>• Move person to fresh air.</li> <li>• If person is not breathing, call 911 or an ambulance, then give artificial respiration, preferably by mouth-to-mouth, if possible.</li> <li>• Call a poison control center or doctor for further treatment advice.</li> </ul>
<b>If on skin or clothing</b>	<ul style="list-style-type: none"> <li>• Take off contaminated clothing.</li> <li>• Rinse skin immediately with plenty of water for 15-20 minutes.</li> <li>• Call a poison control center or doctor for treatment advice.</li> </ul>
<b>IN THE EVENT OF A MEDICAL EMERGENCY CALL YOUR POISON CONTROL CENTER AT 1-800-222-1222</b> Have the product container or label with you when calling a poison control center or doctor, or going for treatment.	
<b>NOTE TO PHYSICIAN</b> Probable mucosal damage may contraindicate the use of gastric lavage.	

See [back] [side] [inside] [panel[s]][insert][booklet][pamphlet] [outer carton label][product label], [product container label] [and][or] [leaflet] for additional [precautionary statements] [and] [first aid] [full] [directions for use] [storage and disposal].

## PRECAUTIONARY STATEMENTS

### HAZARDS TO HUMANS AND DOMESTIC ANIMALS

## DANGER

**Corrosive. Causes irreversible eye damage. Harmful if swallowed, inhaled, or absorbed through skin.**

Do not get in eyes, on skin, or clothing. Avoid breathing dust. Wear chemical-resistant gloves and safety glasses or face shield when making up solution. Wash thoroughly with soap and water after handling, and before eating, drinking, chewing gum, using tobacco, or using the toilet. Remove and wash contaminated clothing before reuse. [See additional precautionary and first aid statements inside the label]

## DIRECTIONS FOR USE

It is a violation of Federal law to use this product in a manner inconsistent with its labeling. Read the entire label and use strictly in accordance with precautionary statements and directions.  
 {Number 1 alternate disinfection application.}



**[HEALTHCARE DISINFECTION [PERFORMANCE]**

[This product {marketed product name} is a Hospital Use Disinfectant. General Healthcare disinfectant (538 ppm available chlorine disinfectant solution) is effective against standard gram positive and gram negative bacteria (*staphylococcus aureus*, *pseudomonas aeruginosa* and *salmonella enterica*) and Cold and flu viruses (*respiratory syncytial virus*, *Influenza H1N1*). [A 10 minute contact time is required]]

[†] [This product {marketed product name} is effective as a Healthcare [or] [General] disinfectant for micro-organisms and blood borne viruses when used at level of 1076 ppm available chlorine disinfectant solution. It is effective against *HIV [Type 1]*, *Hepatitis B [virus]*, *Hepatitis A [virus]*, *Vancomycin Resistant Enterococcus faecalis*, *Trichophyton mentagrophytes*, *Klebsiella pneumoniae*, *Staphylococcus epidermidis*, *Escherichia coli O157:H7*, *Staphylococcus aureus* – MRSA & GRSA] *[Poliovirus type 1, Herpes simplex virus type 1]* *[Canine Parvovirus]*, *[Newcastle Disease Virus]*, *[Pseudorabies]*, *[Feline Calicivirus]*, *[Norovirus]*, *[Canine Distemper virus]* *[Infectious Canine hepatitis]*, *[Tesch/Talfan disease]*, *[Avian influenza]*, *[Porcine parvovirus]*, *[Runting & Stunting virus (tenosynovitis)]*, *[Actinobacillus pleuropneumoniae]*, *[Bordetella bronchiseptica (rhinitis)]*, *[Brachyspira (Treponema/Serpulina)]* *[hyodysenteriae (swine dysentery)]* *[Gumboro disease]*, *[Streptococcus uberis]*, *[Streptococcus dysgalactiae]*, *[and]* *[Clostridium perfringens USDA]* with a 10 minute contact time. [For *[Transmissible gastroenteritis (TGE)]*, *[Swine Vesicular disease]*, *[African swine fever]*, *[Hog cholera/Classical swine fever]*, and *[Avipox (fowl pox)]*. A 30 minute contact time is required]. Re-apply product as necessary to ensure surface remains wet].

[Note: The California DPR has not yet approved the use of this product {marketed product name} against the following animal pathogens: *Feline Calicivirus*, *Norovirus*, *Canine Distemper virus*, *Infectious Canine hepatitis*, *Tesch/Talfan disease*, *Avian influenza*, *Porcine parvovirus*, *Runting & Stunting virus (tenosynovitis)*, *Actinobacillus pleuropneumoniae*, *Bordetella bronchiseptica (rhinitis)*, *Brachyspira (Treponema/Serpulina)*, *hyodysenteriae (swine dysentery)*, *Gumboro disease*, *Streptococcus uberis*, *Streptococcus dysgalactiae*, *Clostridium perfringens USDA*, *Transmissible gastroenteritis (TGE)*, *Swine Vesicular disease*, *African swine fever*, *Hog cholera/Classical swine fever*, and *Avipox*]

[Note: The California DPR has not yet approved the use of this product {marketed product name} against these animal pathogens.]

[Note: This use has not been approved by the California DPR]

[This product {marketed product name} is also effective as a Healthcare disinfectant for critical areas potentially contaminated with *Clostridium difficile* spores when used at a level of 2153 ppm available chlorine disinfectant solution. A 10 minute contact time is required]

[This product {marketed product name} is also effective as a Healthcare disinfectant for critical areas potentially contaminated with *Clostridium difficile* spores when used at a level of 4306 ppm available chlorine disinfectant solution. A 4 minute contact time is required]

[This product {marketed product name} is also effective as a Healthcare disinfectant for critical areas potentially contaminated with *Mycobacterium bovis (Tb)* when used at a level of 5382 ppm available chlorine disinfectant solution. A 4 minute contact time is required]]

[This product {marketed product name} is also effective as a Healthcare disinfectant for bloodborne viruses (*HIV-1*, *Hepatitis A*, *Hepatitis B* and *Hepatitis C*) when used at a level of 4306 ppm available chlorine disinfectant solution in 5% organic soil load. A 1 minute contact time is required.]

**[GENERAL DISINFECTION PERFORMANCE]**

[This product {marketed product name} is a general disinfectant at 538 ppm available chlorine disinfectant solution effective against *Staphylococcus aureus*, *Salmonella enterica*, *Pseudomonas aeruginosa* and cold and flu (*respiratory syncytial virus*, *Influenza H1N1*).] [A 10 minute contact time is required]

[Notice to User: This product is not to be used as a terminal sterilant/high level disinfectant on any surface or instrument that (1) is introduced directly into the human body, either into or in contact with the blood stream or normally sterile areas of the body, or (2) contacts intact mucous membranes but which does not ordinarily penetrate the blood barrier or otherwise enter normally sterile areas of the body. This product may be used to pre-clean or decontaminate critical or semi-critical medical devices prior to sterilization or high level disinfection.]

{The following statement may be use in place of the Notice above}

[This product is not for use on medical device surfaces]



**[HEALTHCARE] [GENERAL] DISINFECTION [DIRECTIONS]]**

[Prepare a 538 ppm solution; (refer to Dilution Chart)]. [Add 1 tablet to 1 gallon of water {optional statement to be used only for 6.55g tablet}]. [Add 1 tablet to 1 quart of water {optional statement to be used only for 1.7g tablet}]. [Add 1 tablet to half gallon of water {optional statement to be used only for 3.3g tablet}]. [Add 1 tablet to 2 gallons of water {optional statement to be used only for 13.1g tablet}]. [Apply to pre-cleaned surface with mop, cloth, sponge, brush, wipe, foaming equipment, or coarse trigger sprayer. Allow surface to remain wet for 10 minutes. Allow to air dry. Prepare a fresh solution weekly when using closed containers (spray bottles). Prepare a fresh solution daily when using open containers (buckets) or if solution becomes diluted. All treated equipment that will contact food, feed, or drinking water must be rinsed with potable water before reuse.]

*{Number 2 alternate disinfection application.}*

**[DISINFECTION FOR SURFACES CONTAMINATED WITH HIV] [AND] [OTHER VIRUSES†] [AND] [ANIMAL HOUSING FACILITIES]****[PREPARATION OF USE SOLUTION:]**

[Prepare a 1076 ppm solution; refer to Dilution Chart] [by adding 2 tablets to 1 gallon of water (77°F/25°C) to obtain a concentration of 1076 ppm (mg/L) of available chlorine {optional statement to be used only for 6.55g tablet}]. [Keep in a properly labeled container to protect against contamination. Unused solution must be discarded.]

*{Number 3 alternate disinfection application.}*

**DISINFECTION/VIRUCIDAL<sup>†</sup> DIRECTIONS – 10 MINUTE CONTACT TIME :**

[Prepare a 1076 ppm solution; refer to dilution chart]. Apply use solution to pre-cleaned, hard, non-porous, inanimate surfaces with brush, spray device, sponge, cloth, or mop to wet all surfaces thoroughly. Allow to remain wet for 10 minutes, then remove product by wiping with brush, sponge, or cloth.

For sprayer applications use a coarse spray device. Spray 6-8 inches from surface, allow to remain wet for 10 minutes, then remove product by rubbing with brush, sponge, wipe or cloth or allow to air dry. Do not breathe spray mist.

[Before using this product, food products and packaging materials must be removed from the room or carefully protected. Prepare a fresh solution weekly when using closed containers (spray bottles). Prepare a fresh solution daily when using open containers (buckets) or if solution becomes diluted. All treated equipment that will contact food, feed, or drinking water must be rinsed with potable water before reuse.]]

**[DISINFECTION/VIRUCIDAL<sup>†</sup> DIRECTIONS - 1 MINUTE CONTACT TIME:**

[Prepare a 4306ppm solution; refer to dilution chart]. Apply use solution to pre-cleaned, hard, non-porous, inanimate surfaces with brush, spray device, sponge, cloth, or mop to wet all surfaces thoroughly. Allow to remain wet for 1 minute, then remove product by wiping with brush, sponge, or cloth.

For sprayer applications use a coarse spray device. Spray 6-8 inches from surface, and rub with brush, sponge, wipe or cloth. Do not breathe spray mist.

[Before using this product, food products and packaging materials must be removed from the room or carefully protected. Prepare a fresh solution weekly when using closed containers (spray bottles). Prepare a fresh solution daily when using open containers (buckets) or if solution becomes diluted. All treated equipment that will contact food, feed, or drinking water must be rinsed with potable water before reuse.]]

**[KILLS HIV-1, HEPATITIS A [VIRUS], AND HEPATITIS B VIRUS ON PRE-CLEANED ENVIRONMENTAL SURFACES/OBJECTS PREVIOUSLY SOILED WITH BLOOD/BODY FLUIDS** in health care settings or other settings in which there is an expected likelihood of soiling of inanimate surfaces/objects with blood or body fluids, and in which the surfaces/objects likely to be soiled with blood or body fluids can be associated with the potential for transmission of Human Immunodeficiency Virus Type 1 (HIV-1) (associated with AIDS), Hepatitis A virus and Hepatitis B virus at 1076 ppm active chlorine solution in 10 minutes.][Kills HIV-1, Hepatitis A virus, Hepatitis B virus and Hepatitis C virus at 4306 ppm active chlorine solution in 1 minute.

**[SPECIAL INSTRUCTIONS FOR CLEANING AND DECONTAMINATION AGAINST HIV-1 OF SURFACES/OBJECTS SOILED WITH BLOOD/BODY FLUIDS:**

**PERSONAL PROTECTION:** Specific barrier protection items to be used when handling items soiled with blood or body fluids are disposable latex gloves, gowns, masks, and eye coverings.

CLEANING PROCEDURE: Blood and other body fluids must be thoroughly cleaned from surfaces and objects before application of {*marketed product name*}. This cleaning process may be accomplished with any cleaning solution including {*marketed product name*}.

DISPOSAL OF INFECTIOUS MATERIALS: Blood and other body fluids should be autoclaved and disposed of according to federal, state and local regulations for infectious waste disposal.

CONTACT TIME: [Leave surfaces wet for 10 minutes when using a 1076ppm solution]. [Leave surfaces wet for 1 minute when using a 4306ppm solution]

{*Number 4 alternate disinfection application.*}

#### [ANIMAL PREMISES PERFORMANCE]

##### [ANIMAL PATHOGENS:

When used at 1076 ppm solution, applied as outlined under Disinfection/Virucidal<sup>[†]</sup> Directions – 10 minute contact time, {*marketed product name*} is effective against the following animal pathogens: *Canine Parvovirus*, *Newcastle Disease Virus*, *Pseudorabies*, *Feline Calicivirus*, *Norovirus*, *Canine Distemper virus*, *Infectious Canine hepatitis*, *Teschen/Talfan disease*, *Avian influenza*, *Porcine parvovirus*, *Runting & Stunting virus (tenosynovitis)*, *Actinobacillus pleuropneumoniae*, *Bordetella bronchiseptica (rhinitis)*, *Brachyspira (Treponema/Serpulina) hyodysenteriae* (swine dysentery), *Gumboro disease*, *Streptococcus uberis*, *Streptococcus dysgalactiae*, and *Clostridium perfringens* USDA with a 10 minute contact time. For *Transmissible gastroenteritis (TGE)*, *Swine Vesicular disease*, *African swine fever*, *Hog cholera/Classical swine fever*, and *Avipox (fowl pox)*, a 30 minute contact time is required. Re-apply product as necessary to ensure surface remains wet.]

[Note: Only approved for use against Canine Parvovirus, Newcastle Disease Virus, Pseudorabies, Canine Distemper Virus, & Feline Calicivirus in the state of California.]

##### [SPECIAL INSTRUCTIONS FOR CLEANING AND DECONTAMINATION IN ANIMAL HOUSING FACILITIES:

1. Remove all animals and feed from premises, vehicles, and enclosures.
2. Remove all litter and manure from floors, walls and surfaces of barns, pens, stalls, chutes, and other facilities and fixtures occupied or traversed by animals.
3. Empty all troughs, racks, and other feeding and watering appliances.
4. Thoroughly clean all surfaces with soap or detergent and rinse with water.
5. Saturate all surfaces with 1076 ppm available chlorine disinfecting solution for a period of 10 minutes
6. Immerse all halters, ropes, and other types of equipment used in handling and restraining animals, as well as forks, shovels, and scrapers used for removing litter and manure.
7. Ventilate buildings, cars, boats, and other closed spaces. Do not house livestock or employ equipment until treatment has been absorbed, set, or dried.
8. Thoroughly scrub all treated feed racks, mangers, troughs, automatic feeders, fountains, and waterers with soap or detergent, and allow to air dry before reuse.]

{*Number 5 alternate disinfection application.*}

##### [DISINFECTION FOR SURFACES CONTAMINATED WITH *CLOSTRIDIUM DIFFICILE* IN 10 MINUTES ]

[Special Label Instructions for Cleaning Prior to Disinfection against *Clostridium difficile* spores:

**Personal Protection:** Wear appropriate barrier protection such as gloves, gowns, masks or eye covering.

**Cleaning Procedure:** Fecal matter/waste must be thoroughly cleaned from surfaces/objects before disinfection by application with a clean cloth, mop, and/or sponge saturated with the disinfectant product. Cleaning is to include vigorous wiping and/or scrubbing, until all visible soil is removed. Special attention is needed for high-touch surfaces. Surfaces in patient rooms are to be cleaned in an appropriate manner, such as from right to left or left to right, on horizontal surfaces, and top to bottom, on vertical surfaces, to minimize spreading of the spores. Restrooms are to be cleaned last. Do not reuse soiled cloths.

**Infectious Materials Disposal:** Materials used in the cleaning process that may contain feces/wastes are to be disposed of immediately in accordance with local regulations for infectious materials disposal.]

[Prepare a 2153 ppm solution; refer to Dilution Chart]. [Add 4 tablets to 1 gallon of water {optional statement to be used only for 6.55g tablet}]. [Add 2 tablets to 1 gallon of water {optional statement to be used only for 13.1g tablet}]. [Add 2 tablets to 1 quart of water {optional statement to be used only for 3.3g tablet}]. Apply to pre-cleaned surface with mop, cloth, sponge, brush, wipe, foaming equipment, or coarse trigger sprayer. Allow surface to remain wet for

10 minutes. Allow to air dry. Prepare a fresh solution weekly when using closed containers (spray bottles). Prepare a fresh solution daily when using open containers (buckets) or if solution becomes diluted. All treated equipment that will contact food, feed, or drinking water must be rinsed with potable water before reuse.]

{Number 6 alternate disinfection application.}

[DISINFECTION FOR SURFACES CONTAMINATED WITH *CLOSTRIDIUM DIFFICILE* IN 4 MINUTES]

[Special Label Instructions for Cleaning Prior to Disinfection against *Clostridium difficile* spores:]

[

**[Personal Protection:** Wear appropriate barrier protection such as gloves, gowns, masks or eye covering.]

**[Cleaning Procedure:** Fecal matter/waste must be thoroughly cleaned from surfaces/objects before disinfection by application with a clean cloth, mop, and/or sponge saturated with the disinfectant product. Cleaning is to include vigorous wiping and/or scrubbing, until all visible soil is removed. Special attention is needed for high-touch surfaces. Surfaces in patient rooms are to be cleaned in an appropriate manner, such as from right to left or left to right, on horizontal surfaces, and top to bottom, on vertical surfaces, to minimize spreading of the spores. Restrooms are to be cleaned last. Do not reuse soiled cloths.]

**[Infectious Materials Disposal:** Materials used in the cleaning process that may contain feces/wastes are to be disposed of immediately in accordance with local regulations for infectious materials disposal.]

[Prepare a 4,306 ppm solution; refer to Dilution Chart.] [Add 8 tablets to 1 gallon of water {optional statement to be used only for 6.55g tablet}]. [Add 4 tablets to 1 gallon of water {optional statement to be used only for 13.1g tablet}]. [Add 8 tablets to 2 quarts of water {optional statement to be used only for 3.3g tablet}]. [Apply to pre-cleaned surface with mop, cloth, sponge, brush, wipe, foaming equipment, or coarse trigger sprayer. Allow surface to remain wet for 4 minutes. Allow to air dry. Prepare a fresh solution weekly when using closed containers (spray bottles). Prepare a fresh solution daily when using open containers (buckets) or if solution becomes diluted. All treated equipment that will contact food, feed, or drinking water must be rinsed with potable water before reuse.]

{Number 7 alternate disinfection application.}

[GENERAL [HEALTHCARE] DISINFECTION WITHOUT PRECLEAN [PERFORMANCE]]

[This product {marketed product name} is a Healthcare disinfectant when used at level of 4,306 ppm available chlorine disinfectant solution. It is effective against Norovirus [with a 1 minute contact time]. [It is effective against *Salmonella enterica*, *Staphylococcus aureus*, *Pseudomonas aeruginosa*, carbapenem resistant *Klebsiella Pneumoniae*, *Acinetobacter baumannii* with a 4 minute contact time].]

GENERAL [HEALTHCARE] DISINFECTION WITHOUT PRECLEAN DIRECTIONS

[Prepare a 4,306 ppm solution; refer to Dilution Chart.] [Add 8 tablets to 1 gallon of water {optional statement to be used only for 6.55g tablet}]. [Add 4 tablets to 1 gallon of water {optional statement to be used only for 13.1g tablet}]. [Add 8 tablets to 2 quarts of water {optional statement to be used only for 3.3g tablet}]. [Apply to surface with mop, cloth, sponge, brush, wipe, foaming equipment, or coarse trigger sprayer. Allow surface to remain wet for 4 minutes. Prepare a fresh solution weekly when using closed containers (spray bottles). Prepare a fresh solution daily when using open containers (buckets) or if solution becomes diluted. All treated equipment that will contact food, feed, or drinking water must be rinsed with potable water before reuse.]

{Number 8 alternate disinfection application.}

[DISINFECTION FOR SURFACES CONTAMINATED WITH *MYCOBACTERIUM BOVIS* (Tb) IN 4 MINUTES at 20°C (68°F)]

[Special Label Instructions for Cleaning Prior to Disinfection against *Mycobacterium bovis*:

This product when used as directed below is effective against *Mycobacterium bovis*.

This product can be used on hard nonporous surfaces in commercial institutional hospital and other premises ([including] [kitchens] [bathrooms] [nurseries] [sick rooms] [laundry rooms] [eating establishments] [pet kennels] and [veterinary premises]). To disinfect hard nonporous surfaces first clean surface by removing gross filth (loose dirt, debris, food materials etc). Prepare a 5,382 ppm available chlorine solution. Thoroughly wet surface with the solution and allow it to remain in contact with the surface for 4 minutes. Allow to air dry. Prepare a fresh solution weekly when using closed containers (spray bottles). Prepare a fresh solution daily when using open containers (buckets) or if

solution becomes diluted. All treated equipment that will contact food, feed, or drinking water must be rinsed with potable water before reuse.]

*{Number 9 alternate disinfection application.}*

**[To Pre-clean Instruments Prior to Terminal Sterilization/High Level Disinfection]**

[Prepare a 2153 ppm solution] [As a pre-cleaning spray- Place instruments into a suitable container, Spray [Product Name] [this product] onto instruments to thoroughly wet all surfaces. Let stand for up to 10 minutes. Rinse instruments.]

[As a pre-cleaning immersion solution - Fill appropriate size container with a sufficient amount of [Product Name] [this product] to completely submerge instruments. Place instruments into the container of [Product Name] [this product], cover, and allow to soak for up to 10 minutes. Remove and rinse and follow with an appropriate cleaning and disinfecting process. Change solution daily.]

[As a manual instrument cleaner - Thoroughly pre-rinse dirty instruments under running water to remove gross debris. Immerse pre-rinsed instruments into an appropriate size container filled with [Product Name] [this product]. Scrub instruments using a stiff bristle brush until clean. Submerge instruments while scrubbing. Rinse instruments thoroughly. Change solution daily. Follow with an appropriate disinfection process. Cleaning of critical and semi critical devices must be followed by an appropriate terminal sterilization/high level disinfection process.]

[To Disinfect Non-Critical Pre-Cleaned Instruments - Instruments must be thoroughly pre-cleaned to remove excess organic debris rinsed and rough dried (Clean and rinse lumens of hollow instruments before filling with [Product Name] [this product] or before immersion). Immersion method using a soaking tray immerses instruments into [Product Name] [this product] and let stand for ten or 10 minutes.

[Change solution for each use Spray method - Spray all surfaces of instruments with [Product Name] [this product] until thoroughly wet. Let stand for ten or 10 minutes.]]

*{Number 10 alternate application.}*

**SANITIZER [PERFORMANCE]]**

*This product {marketed product name} is an effective Sanitizer against [Staphylococcus aureus] [and] [Salmonella enterica] at 100ppm with a 1 minute contact time.*

**[SANITIZER FOR FOOD AND BEVERAGE PROCESSING AND FOOD HANDLING OPERATIONS]**

[Prepare a 100 ppm solution; refer to dilution chart for the number of tablets to use] [Prepare a fresh solution weekly when using closed containers (spray bottles). Prepare a fresh solution daily when using open containers (buckets) or if solution becomes diluted. [All treated equipment that will contact food, feed, or drinking water must be rinsed with potable water before reuse].]

This product is recommended for sanitizing all types of hard, non-porous equipment and utensils used in food processing and canning plants, bottling plants, breweries, fish processing plants, meat and poultry processing plants, milk handling and processing plants, stores, restaurant and institutional dining establishments. Use a 100 ppm available chlorine solution [(refer to Dilution Chart)] to sanitize previously cleaned processing and packaging equipment. [Add 1 tablet to 1 quart of water {optional statement to be used only for 334 mg tablet.}] Allow at least a one minute contact time before draining. Allow adequate draining before contact with beverages.]

**[EGG PROCESSING PLANTS]**

[Prepare a 100 ppm solution; refer to dilution chart for the number of tablets to use] Clean and destain egg shells prior to sanitizing. To clean egg shells, spray with a 90°F to 120°F solution containing 100 ppm available chlorine solution [(refer to Dilution Chart)]. [Add 1 tablet to 1 quart of water {optional statement to be used only for 334 mg tablet.}] Spray-rinse the cleaned eggs with warm potable water. Only clean, whole eggs may be sanitized. Dirty, cracked or punctured eggs may not be sanitized.

To destain egg shells, immerse the eggs in a 90°F to 120°F solution containing 100 ppm available chlorine [(refer to Dilution Chart)]. After destaining, the eggs must be cleaned by spraying with an acceptable cleaner. Follow with a potable water rinse.

To sanitize clean shell eggs intended for food or food products, spray with a solution containing 100 ppm available chlorine [(refer to Dilution Chart)]. The solution must be equal to or warmer than the eggs, but not to exceed 130°F. Wet eggs thoroughly and allow to drain. Eggs that have been sanitized with this chlorine compound may be broken for use in the manufacture of egg products without a prior potable water rinse. Eggs must be reasonably dry before casing or breaking. The solution must not be reused for sanitizing eggs.

Thoroughly clean and sanitize all egg cups, breaking knives, trays and other equipment that come into contact with

"off" eggs. First, clean all equipment. Before placing back in use, spray with a solution containing 100 ppm available chlorine [(refer to Dilution Chart)]. Allow surfaces to completely drain before contact with egg product. To sanitize egg freezers and dryers (tanks, pipelines and pumps), use the spray method of treatment (see Sanitizing Application Methods section). This procedure is generally used to sanitize large, non-porous surfaces that have already been cleaned of physical soil.

Prepare a solution containing 100 ppm available chlorine [(refer to Dilution Chart)]. [Add 1 tablet to 1 quart of water {optional statement to be used only for 334 mg tablet.}]. Heavily apply spray to all surfaces the eggs will touch. Thoroughly spray all treated surfaces, comers and turns. Allow at least a one minute contact time before draining. Allow equipment to drain adequately before contact with eggs.]

**[SANITIZING HARD, NON-POROUS SURFACES, DISHES, GLASSES, FOOD PROCESSING EQUIPMENT AND UTENSILS, DAIRY AND BREWERY EQUIPMENT AND UTENSILS]**

[[Prepare a 100 ppm solution; refer to dilution chart for the number of tablets to use.] [Prepare a 100-200ppm solution; refer to 668mg dilution chart for the number of tablet to use {optional statement to be used only for 668 mg tablet.}] [Prepare a fresh solution weekly when using closed containers (spray bottles). Prepare a fresh solution daily when using open containers (buckets) or if solution becomes diluted. [All treated equipment that will contact food, feed, or drinking water must be rinsed with potable water before reuse].] [Add 1 tablet to 1 quart of water {optional statement to be used only for 334 mg tablet.}] [Add 1 tablet to 2 quarts of water for 100ppm solution {optional statement to be used only for 668 mg tablet.}] [Add 1 tablet to 1.5 quarts of water for 150ppm solution {optional statement to be used only for 668 mg tablet.}] [Add 1 tablet to 1 quart of water for 200ppm solution {optional statement to be used only for 668 mg tablet.}]

[This product is an effective sanitizing agent. Treatment with this product throughout food and beverage processing and food handling operations can help ensure the quality of the final product.]]

*{Number 11 alternate application.}*

**[FOOD CONTACT SANITIZING DIRECTIONS]**

**[HANDWASHING [OF ITEMS] [IN A 3 COMPARTMENT SINK]**

1. Remove all gross food particles and soil by a preflush or prescrape and, when necessary, presoak treatment. Wash surfaces or objects with a good detergent or compatible cleaner, followed by a potable water rinse before application of the sanitizing solution.
2. Prepare a [100 ppm] {or} [100-200ppm] {optional statement to be used only for 668 mg tablet} available chlorine sanitizing solution [(refer to Dilution Chart)].
3. Place equipment, utensils, dishes, glasses, etc. in the solution or apply the use solution to surfaces using a cloth, sponge, or coarse sprayer.
4. Allow to stand at least one minute, drain the excess solution from the surface, and allow to air dry.
5. Fresh sanitizing solution must be prepared at least daily or more often if the solution becomes diluted or soiled.]

**HANDWASHING [OF ITEMS] [IN A 2 COMPARTMENT SINK]**

1. Remove all gross food particles and soil by a preflush or prescrape and, when necessary, presoak treatment. Wash surfaces or objects with a good detergent or compatible cleaner,
2. Prepare a [100 ppm] {or} [100-200ppm] {optional statement to be used only for 668 mg tablet} available chlorine sanitizing solution [(refer to Dilution Chart)].
3. Place equipment, utensils, dishes, glasses, etc. in the solution or apply the use solution to surfaces using a cloth, sponge, or coarse sprayer.
4. Allow to stand at least one minute, drain the excess solution from the surface, and allow to air dry.
5. Fresh sanitizing solution must be prepared at least daily or more often if the solution becomes diluted or soiled.

**[MACHINE WASHING OF ITEMS]**

1. Remove all gross food particles and soil by a preflush or prescrape and, when necessary, presoak treatment. Wash surfaces or objects with a good detergent or compatible cleaner, followed by a potable water rinse before application of the sanitizing solution.
2. Prepare a [100 ppm] {or} [100-200ppm] {optional statement to be used only for 668 mg tablet} available chlorine solution [(refer to Dilution Chart)].
3. Add the solution to the feed tank of immersion or spray type machines that can provide at least one minute contact time for sanitizing dishes, glasses, food processing equipment, or utensils. Allow to drain and air dry



before use.

4. Promptly use the sanitizing solution. Prepared solutions cannot be reused for sanitizing but may be used for other purposes, such as cleaning.

[Use a suitable chlorine test kit to check solution frequently. Change the solution as needed to prevent concentration from falling below 100 ppm available chlorine at any time.]

[Follow local health codes]

[Where equipment and utensils are used for the preparation of foods on a continuous or production-line basis, utensils and the food-contact surfaces of equipment must be washed, rinsed with potable water and sanitized at intervals throughout the day on a schedule based on food temperature, type of food, and amount of food particle accumulation.]

[To prevent cross-contamination from treated surfaces, kitchenware and food-contact surfaces of equipment must be washed, rinsed with potable water and sanitized after each use and following any interruption of operation during which time contamination may have occurred.]

*{Number 12 alternate application.}*

[The following Directions for Use are not allowed in the state of California:]

#### [SHOE AND BOOT BATH SANITIZER

To prevent cross contamination from treated surfaces in animal areas and the packaging and storage areas of food plants. Shoe and Boot baths containing one inch of freshly made 100 ppm available chlorine [(refer to Dilution Chart)] should be placed at all entrances to buildings, hatcheries, and at all the entrances to the production and packaging rooms. Scrape waterproof [shoes] [and] [boots] and place into solution for at least one minute [60 seconds] prior to entering area. Change the sanitizing solution in the bath at least daily or sooner if solution appears diluted or dirty.]

#### [MILK HANDLING AND PROCESSING EQUIPMENT

This product can be used on dairy farms and in plants processing milk, cream, ice cream, and cheese. Rinse milking machines, utensils, and all equipment with cold water to remove excess milk. Clean and rinse prior to sanitizing. To sanitize, spray or rinse all pre-cleaned surfaces with 100 ppm available chlorine solution [(refer to Dilution Chart)]. Allow adequate draining before contact with dairy products.

It is important to clean out large deposits of milk or other organic matter before sanitizing. A sharp decline in the available chlorine content of the sanitizer following circulation through milk processing equipment is usually regarded as evidence of inadequate cleaning of the equipment and should be promptly investigated.]

*{Number 13 alternate application.}*

[The following Directions for Use are not allowed in the state of California:]

#### [SANITIZING APPLICATION METHODS

[Prepare a 100 ppm solution; refer to dilution chart for the number of tablets to use]. Prepare a fresh solution weekly when using closed containers (spray bottles). Prepare a fresh solution daily when using open containers (buckets) or if solution becomes diluted. [All treated equipment that will contact food, feed, or drinking water must be rinsed with potable water before reuse.] Freshly prepare all sanitizing solutions. Test solutions during use to ensure the concentration does not drop below the recommended level. Keep in properly labeled containers to protect against contamination. Discard unused solutions.]

#### [PRESSURE METHOD OF SANITIZING EQUIPMENT

This method is commonly used to sanitize closed systems, such as fluid milk cooling and handling equipment. It is also appropriate for sanitizing weigh tanks, coolers, short-time pasteurizers, pumps, homogenizers, fillers, sanitary piping and fittings, and bottle and can fillers. For mechanical operations, prepared solutions cannot be reused for sanitizing but may be used for other purposes, such as cleaning. For manual operations, fresh sanitizing solutions must be prepared at least daily or more often if the solution becomes diluted or soiled. First, disassemble and thoroughly clean all equipment immediately after use. Remove all gross food particles and soil by a preflush or prescrape and, when necessary, presoak treatment. Wash surfaces or objects with a good detergent or compatible cleaner, followed by a potable water rinse before application of the sanitizing solution. Then place back in operating position. Prepare a solution containing 100 ppm available chlorine [(refer to Dilution Chart)] in a volume equal to 110% of capacity. Pump the solution through the system until it is filled with sanitizer and air excluded. Close final



drain valves and hold under pressure for one minute to ensure proper contact with all surfaces. Remove a portion of the cleaning solution from the drain valve and test with a chlorine test kit. Repeat entire cleaning/sanitizing process if effluent contains less than 50 ppm available chlorine.]

#### [SPRAY METHOD OF SANITIZING EQUIPMENT

The spray method is generally used to sanitize large, non-porous surfaces that have already been freed of physical soil. It is appropriate for batch pasteurizers; holding tanks, weigh tanks, tank trucks and cars, vats, tile walls, ceilings, and floors. Clean all surfaces after use. Prepare a solution containing 100 ppm available chlorine [(refer to Dilution Chart)]. Use pressure spraying equipment designed to resist chlorine-containing solutions (e.g. rubber-coated, plastic or stainless steel). When using any other kind of spraying equipment, always empty and thoroughly rinse the spray equipment with potable water immediately after treatment. Apply spray heavily to all surfaces the product will touch. Thoroughly spray all treated surfaces, corners and turns until wet. Allow at least a one minute contact time before draining. Allow excess solution to drain and air dry then place in service. Vacate area for at least two hours.]

#### [GENERAL RINSE METHOD

Prepare a solutions containing 100 ppm available chlorine [(refer to Dilution Chart)] sanitize plant floors, walls and ceilings, and also control odors in refrigerated areas and drain platforms. Generously flush or swab surfaces with the solution. After one minute contact time allow solution to drain and then air dry.]

{Number 14 alternate application.}

#### [HOUSEHOLD USES]

[For use on floors, walls, and other hard nonporous surfaces including [walls], [floors], [tables], [chairs], [countertops], [work surfaces] , [bathroom fixtures], [sinks], [shelves], [cabinet -or- drawer handles], [racks], [carts], [refrigerators], [coolers], [glazed tile], [linoleum], [latex enamel painted woodwork], [vinyl, glazed porcelain], [plastic (such as polypropylene and polyethylene)], [plastic laminate], [stainless steel], [solid surface –or- sealed granite countertops], or [glass.] [], [pools] [spas], [hot tubs], [], [], [homes], [], [pet areas], [kennels],[cat litter boxes], [marine] [and] [recreational vehicles], [R/V holding tanks], [wells], [kitchen], [kitchen appliances], [freezers], [lunchboxes], [bathrooms], [bath], [bath tubs], [baby bathtubs], [baby furniture], [hard non-porous toys], [faucets], [potty seats], [plastic shower curtains], [shower doors], [shower walls], [floors], [toilets], [laundry], [washing machines] [refrigerators], [refrigerator handles], [shower], [garbage cans], [trash cans], [trash compactors], [[behind and under] sinks], [tubs], [outdoor uses\* including hard, nonporous surfaces, of fences, decks, patio, {barbeque or grill areas}, [flower pots], [planters],[sports equipment], [golf balls ], [golf clubs], garage, siding , and patio furniture][\*DO NOT use directly in pressure washers mix in garden sprayer]

#### [Where to Use]

[This product {or marketed product name} [is] [are] [a] concentrated multi-purpose tablet[s] that can be used every day around the house to remove stains, clean and deodorize. Use [it] [them] in washing machines, toilets, on floors, on tiles, in bathtubs, in showers, in kitchen sinks and garbage cans [and] [laundry washers] [washing machines].]

#### [How to Use]

[Toilets: To clean and deodorize, add 1 TABLET into the toilet bowl ([Prepare a 538 ppm solution; refer to dilution chart for the number of tablets to use]. The tablet will fizz and dissolve, then use a brush to clean. Flush toilet before use. {Toilet application to be used only for 5g tablet}.]

[Laundry: For white and colorfast bleaching. HE Machines: Regular Load: add 1 TABLET to detergent dispenser. Close dispenser and start wash cycle. Standard Machines: Regular Load: Begin filling the washer with water. Add 1 TABLET into the water. Allow to dissolve for 1-2 minutes. Place clothes in washer and start wash cycle.

For extra whitening power use 2 TABLETS per regular load.

For extra-large loads or heavily soiled clothing use 3 TABLETS.

Deodorizing Washers: Once weekly or as needed, run the washer on a cold wash program with no laundry and 2 tablets in detergent dispenser or washer. {Laundry application to be used only for 5g tablet}.]

[Floors, Tiles, Bathtubs, Showers, Kitchen Sinks, Garbage Cans: To clean, deodorize and remove mildew stains add 1 TABLET to 1 gallon of water. For heavily soiled areas use 2 TABLETS. Mop or wipe with solution. Allow solution to contact surface for 5-10 minutes. Rinse well and air dry. Use gloves for prolonged use.] {Application to be used only for 5g tablet.}

[Do not use on any metals or metal surfaces, enamel bathtubs, fine wood surfaces, wool and silk fabrics, man-made, colored, or any fabric with a special finish. Test on inconspicuous area prior to use.]

#### [HOUSEHOLD NON-POROUS SURFACE DISINFECTION

[Prepare a 538 ppm solution; refer to dilution chart for the number of tablets to use] [Add 5 tablet to 3 gallon of water {optional statement to be used only for 5g tablet}]. Apply to pre-cleaned surface [with] [mop], [cloth], [sponge], [brush], [foaming equipment], [or] [coarse trigger sprayer]. Allow surface to remain wet for 10 minutes. Allow to air dry. Prepare a fresh solution weekly when using closed containers (spray bottles). Prepare a fresh solution daily when using open containers (buckets) or if solution becomes diluted. All treated equipment that will contact food, feed, or drinking water must be rinsed with potable water before reuse.]]

*{Number 15 alternate application.}*

[POOLS]

**[FOR SUPERCHLORINATION]**

The pool water should be superchlorinated or shocked every seven days or whenever the combined chlorine level is above 0.5 ppm (mg/L). Combined chlorine is the difference between total and free chlorine, as measured by a suitable test kit. Add a sufficient amount of an appropriate shock product directly to the circulating water to raise the available chlorine level to 5-6 ppm (mg/L), based on test kit readings. If the combined chlorine reading is not below 0.5 ppm (mg/L), repeat the shock treatment described above. For example, the addition of [4 tubs (128 tablets)] {optional statement to be used only for 5g tablet} [100 tablets] {optional statement to be used only for 6.55g tablet} [50 tablets] {optional statement to be used only for 13.1g tablet} [40 tablets] {optional statement to be used only for 17.4g tablet} per 10,000 gallons of water will provide approximately 5 ppm (mg/L) of available chlorine. If the combined chlorine reading is not below 0.5 ppm (mg/L) and the water has not been restored to its normal clarity, repeat the shock treatment described above. Reentry into treated swimming pools is prohibited above levels of 4 ppm chlorine.]

*{Number 16 alternate application.}*

[HOT TUBS and SPAS]

[Add 4 ppm available chlorine [(refer to Dilution Chart)]. Using an appropriate test kit, test and adjust the water to the following values: pH: 7.2 - 7.8; total alkalinity: 60 - 100 ppm; calcium hardness: 200 ppm, minimum. Maintain these conditions for proper spa and hot tub operation by frequent testing with a test kit. Do not allow cyanuric acid level to exceed 150 ppm. It is recommended that spas and hot tubs be drained every 60 - 90 days, more often under heavy use.

Consult manufacturer's recommendations concerning the compatibility of chlorine sanitizers with their equipment. Some oils, lotions, fragrances, cleansers, etc., may cause foaming or cloudy water and may react with chlorine sanitizers, reducing their efficacy. Reentry into treated spas/hot tubs is prohibited above levels of 3 ppm chlorine.]

[Start-Up (Freshly Filled)]

1. Turn on the circulation system and ensure that it is operating properly.
2. Add 4 ppm available chlorine [(refer to Dilution Chart)]. Check the free available chlorine (FAC) level and, if below 4-5 ppm, repeat as needed.]

[Regular Use]

Turn on the circulation system and ensure that it is operating properly. Add 4 ppm available chlorine [(refer to Dilution Chart)] to the water. Test for FAC and add additional product, if necessary, to attain 4-5 ppm FAC. Maintain 1-3 ppm FAC while the spa or hot tub is in use. After each use, shock treat with 10 ppm available chlorine [(refer to Dilution Chart)] to control odors and algae. Repeat as needed. Spa or hot tub should not be entered until FAC reaches 1-3 ppm.]

[Extended Non-Use Period]

During extended periods when the spa or hot tub is not being used, with the circulation system running, add 4 ppm available chlorine [(refer to Dilution Chart)] twice a week or as needed to maintain 1-3 ppm FAC.]

*{Number 17 alternate application.}*

[DISINFECTION OF DRINKING WATER IN EMERGENCY/PUBLIC/INDIVIDUAL SYSTEMS]

[EMERGENCY DRINKING WATER] [Use [Klorsept] to disinfect raw or pre-treated (settled, coagulated, and/or filtered) human and domestic animal drinking supplies on an emergency basis as defined in 40 CFR, Part 165-179.

The treated water source may be a river, lake, well, cistern or similar system. The treated water should be clear and free of dirt and organic debris to obtain the optimum disinfection results. If the water source is cloudy and contains dirt and organic debris, the water should be in holding tanks or pond, treated with coagulating agents and filtered to remove dirt and organic debris.]

[Add 10 g of [Klorsept] tablets per 70 gallons of water] [Add 1 tablet to 50 gallons of water {optional statement to be used only for 6.55g tablet}]. [Add 1 tablet to 100 gallons of water {optional statement to be used only for 13.1g tablet}]. [Add 1 tablet to 25 gallons of water {optional statement to be used only for 3.3g tablet}][Add 1 tablet to 130 gallons of water {optional statement to be used only for 17.36g tablet}].to achieve available chlorine concentration of 10 ppm; refer to dilution chart for the number of tablets to use]. [Allow water to stand for seven to fifteen minutes before use. Maintain 1 ppm available chlorine residual, as determined by a reliable chlorine test kit, to ensure disinfection.]

[PUBLIC SYSTEMS] [Add 10 g of [Klorsept] tablets per 1000 gallons of water.]. [Add 1 tablet to 650 gallons of water {optional statement to be used only for 6.55g tablet}]. [Add 1 tablet to 1300 gallons of water {optional statement to be used only for 13.1g tablet}]. [Add 1 tablet to 325 gallons of water {optional statement to be used only for 3.3g tablet}][Add 1 tablet to 1700 gallons of water {optional statement to be used only for 17.36g tablet}] in the system to achieve a free available chlorine residual of at least 0.2 ppm throughout the distribution system. [Test water frequently with a suitable chlorine test kit. Conduct bacteriological sampling according to the schedule prescribed by the National Interim Primary Drinking Water Regulations. Contact your local Health Department for further details.]

[INDIVIDUAL SYSTEMS:]

[Dug Wells:] [After the casing (lining) has been completed, use a stiff brush to wash the interior of the casing (lining) with a 100 ppm available chlorine solution. Refer to dilution chart for the number of tablets to use.]

[Cover the well, then pour the disinfecting solution through both the pipe sleeve opening and the pipeline. Wash the exterior of the pump cylinder with the disinfecting solution. Start the pump and pump water until a strong chlorine odor is detected in the water.]

[Stop the pump and wait at least 24 hours. After 24 hours has passed, flush the well to remove all traces of chlorine from the water. Contact your local Health Department for further details.]

[Drilled, Driven & Bored Wells:] Run the pump until water is as clear as possible from turbidity. Pour a disinfecting solution containing 100 ppm available chlorine into the well. . Refer to dilution chart for the number of tablets to use. Add 5 to 10 gallons of clean, chlorinated water to the well in order to force the disinfectant into the rock formation. Wash the pump cylinder exterior with the disinfectant. Drop pipeline into well, start the pump and pump water until a strong chlorine odor is detected in the water. Stop the pump and wait at least 24 hours. After 24 hours has passed, flush the well to remove all traces of chlorine from the water.]

[Contact your local Health Department for further details.]

[Flowing Artesian Wells: It is generally not necessary to disinfect artesian wells. If analysis indicates there is persistent contamination, disinfect the well. Contact your local Health Department for further details:]

[PUBLIC WATER SYSTEMS:]

[Reservoirs (Algae Control): Although continuous chlorination is the optimal treatment for algae control, slug treatment is also an effective. Select suitable chlorine feeding points on each stream at least 50 yards upstream from the points of entry into the reservoir. Add [Klorsept] tablets at the indicated rates:]

[Initial Dose: If the system is noticeably fouled, add [Klorsept] tablets at the rate of 90 to 440 grams per 10,000 gallons to obtain a 0.5-1.5 ppm (mg/L) level of available chlorine, as determined by a reliable test kit. Repeat dosage until residual is achieved.]

[Subsequent Dose: When algal control is evident, add [Klorsept] tablets at the rate of 30 to 135 gram per 10,000 gallons to maintain a 0.2-0.5 ppm (mg/L) level of available chlorine, as determined by a reliable test kit.]

[Mains: Discharge hydrants to thoroughly flush section to be disinfected. Allow a water flow of at least 2.5 feet per minute to continue under pressure while injecting this product using a chlorinator. Discontinue the water flow when a chlorine residual test of 50 ppm is achieved at the low pressure end of the new main section following a 24 hour retention time. After completing chlorination, flush the system to clear all heavily chlorinated water.]

[New Tanks, Basins, Etc.: Clean the new tank, basin, etc., to remove all gross soil from surfaces. Add 470 g of [Klorsept] Tablets for every 10 cubic feet of moving capacity (500 ppm available chlorine.) Fill the new tank, basin, etc., to working capacity and allow to stand for at least 4 hours. Drain and flush with potable water and return to service.]

[New Filter Sand: Add 940 g of [Klorsept] tablets for every 150 to 200 cubic feet of sand. As [Klorsept] tablets dissolves in the water passing through the bed it will help disinfect the new sand.]

[New Wells: Use a 50 ppm available chlorine solution containing 70 grams of [Klorsept] tablets for every 100 gallons of water to flush the casing. Pump or gravity feed the solution into the well after thorough mixing with agitation. Flush the well after 24 hours to remove all traces of chlorine from the water. Pump the well until a representative raw water

sample is obtained. Conduct bacteriological sampling of the water to determine whether further treatment is necessary. Contact your local Health Department for further details.]

[Existing Equipment: Remove equipment from service and thoroughly clean equipment surfaces to eliminate any physical soil. Add 470 grams of [Klorsept] tablets for every 10 cubic feet capacity (approximately 500 ppm available chlorine) to disinfect equipment. Fill the equipment to working capacity and allow stand for at least 4 hours. Drain equipment and return to service. If it is not feasible to use the previous treatment method, equipment surfaces may also be sprayed with a solution containing 70 grams of [Klorsept] tablets for every 5 gallons of water (approximately 1000 ppm available chlorine). After equipment has dried, flush with water and return to service.]

#### [EMERGENCY DISINFECTION AFTER FLOODS:]

[Wells: Use a 500 ppm available chlorine solution to thoroughly flush the contaminated casing. Mix 70 grams of [Klorsept] tablets with 10 gallons of water to prepare the use solution. Backwash the well to eliminate turbidity and increase yield. Add enough chlorinating solution to the backwash to produce 10 ppm available chlorine residual, as measured by reliable a chlorine test kit. After reducing the turbidity and treating the casing, add enough chlorinating solution to produce a 50 ppm available chlorine residual. Flush the well after 24 hours to remove all traces of chlorine from the water. Pump the well until a representative raw water sample is obtained. Conduct bacteriological sampling of the water to determine whether further treatment is necessary. If the water samples are biologically unacceptable repeat the disinfection treatment. Contact your local Health Department for further details.]

[Reservoirs: Establish chlorinating stations upstream of the reservoir if overflowing streams cause contamination. Chlorinate the inlet water until to establish 0.2 ppm available chlorine residual in the entire reservoir obtains, as measured by a reliable chlorine test kit. If surface drainage causes contamination, add enough [Klorsept] tablets directly to the reservoir to achieve a 0.2 ppm available chlorine residual in all areas.]

[Basins, Tanks, Flumes, Etc.: Thoroughly clean all equipment surfaces to remove gross soil. Add 470 grams of [Klorsept] tablets for every 10 cubic feet of water to achieve a 500 ppm available chlorine level, as measured by a reliable chlorine test -kit. Allow to stand for 24 hours. Drain and flush equipment with potable water and return to service. If it is not feasible to use the previous treatment method, equipment surfaces may also be sprayed or flushed with a solution containing 70 grams of [Klorsept] Tablets for every 5 gallons of water (1000 ppm available chlorine). Allow to stand for 2 to 4 hours. Flush equipment and return to service.]

[Filters: When replacing the sand filter, add 940 grams of [Klorsept] tablets for every 150 to 200 cubic feet of sand. Distribute additional [Klorsept] tablets over the surface at the rate of 940 grams for every 20 square feet if the filter is severely contaminated. Allow water to stand for 4 to 24 hours at a depth of 1 foot above the filter bed surface. Add 940 grams of [Klorsept] tablets for every 50 square feet when filter beds can be back-washed of mud and silt. Allow the water to stand at a depth of 1 foot above the filter sand for 30 minutes, and drain water to the level of the filter. After 4 to 6 hours has passed, drain the filter and proceed with normal back-washing.]

[Distribution System: Flush the replaced or repaired section of the distribution system with water. Set up a chlorinating station and apply enough [Klorsept] tablets to achieve a consistent available chlorine residual of at least 10 ppm after a 24 hour retention time, as determined by a reliable chlorine test kit.]

#### [EMERGENCY DISINFECTION AFTER FIRES:]

[Cross Connections or Emergency Connections: Set up a chlorinating feed station near the untreated water supply intake. Add 75 grams of [Klorsept] tablets for every 1,000 gallons of water to achieve a chlorine residual of at least 0.2 ppm, as determined by a reliable chlorine test kit, at the location where the untreated water supply enters the distribution system.]

#### [EMERGENCY DISINFECTION AFTER DROUGHT:]

[Supplementary Water Supplies: Set up a chlorinating feed station on the supplementary water line. Add [Klorsept] tablets at rate of 40 g for every 1,000 gallons of water to achieve a minimum chlorine residual of 0.2 ppm, as determined by a reliable chlorine test kit. Hold the water for 20 minute before using.]

[Water Shipped In Tanks, Tank Cars, Etc.: Clean all containers and equipment thoroughly. Spray containers and equipment with a 500 ppm available chlorine solution and rinse with potable water after 5 minutes. Mix 35 grams of [Klorsept] tablets for every 5 gallons of water to prepare the solution. While filling the containers and equipment, add enough [Klorsept] tablets to achieve at least a 0.2 ppm chlorine residual, as determined by a reliable chlorine test kit.]

#### [EMERGENCY DISINFECTION AFTER MAIN BREAKS:]

[Mains: Flush out mud and gross soil before assembling the repaired section. Allow the water to flow at a rate of at least 2.5 feet per minute under pressure while injecting this product using a chlorinator. Discontinue the water flow when a chlorine residual test of 50 ppm is achieved at the low pressure end of the new main section following a 24 hour retention time. After completing chlorination, flush the system to clear all heavily chlorinated water.]

{Number 18 alternate application.}

#### [FILTRATION DEVICES]

[This product is for use in filtration devices (water purification systems and its cartridges). Its purpose is to clean membranes, such as reverse osmosis membranes of fouling contaminants. One [1] dose of product is necessary to achieve reduction in fouling contaminants. Product should be used following the manufacturer's instructions. Add 3 ppm available chlorine [(refer to Dilution Chart)] to the system water. Repeat this dosage, if necessary, until a free available chlorine (FAC) level of 0.5 – 1.0 ppm is obtained, as determined by use of a reliable test kit.]

### STORAGE AND DISPOSAL

Do not contaminate water, food, or feed by storage and disposal.

#### PESTICIDE STORAGE

Store in a cool, dry, well-ventilated area at a temperatures below 40°C/104°F. Avoid moisture getting into container

#### PESTICIDE DISPOSAL

Pesticide may be acutely hazardous. Wastes resulting from the use of this product must be disposed of on-site, or at an approved waste disposal facility.

#### CONTAINER HANDLING

Nonrefillable container. Do not reuse or refill this container. Offer for recycling if available or puncture and dispose of in a sanitary landfill.

### PHYSICAL OR CHEMICAL HAZARDS

STRONG OXIDIZING AGENT: Use only clean dry utensils. Mix only into water. Contamination with moisture, dirt, organic matter or other chemicals or any other foreign matter may start a chemical reaction with generation of heat, liberation of hazardous gases and possible generation of fire and explosion. Avoid any contact with flaming or burning material such as a lighted cigarette. Do not use this product in any chlorinating device which has been used with any inorganic or unstabilized chlorinating compounds (e.g., calcium hypochlorite). Such use may cause fire or explosion.

### [WARRANTY

Seller warrants that this product conforms to its chemical description and is reasonably fit for the purposes stated on the label when used in accordance with label directions under normal conditions of use, but to the extent consistent with applicable law, neither this warranty nor any other warranty of MERCHANTABILITY OR FITNESS FOR A PARTICULAR PURPOSE, expressed or implied, extends to the use of this product contrary to label instructions, or under abnormal conditions, or under conditions not reasonably foreseeable to Seller, and Buyer assumes the risk of any such use.]

Medentech Ltd.  
Clonard Road, Wexford, Ireland  
Tel: +011 353 53 911 7900

EPA Reg. No. 71847-6

EPA Est. No. \_\_\_\_\_

Material][Label] No. \_\_\_\_\_

NET CONTENTS: \_\_\_\_\_ [lbs.][kg.][g.][oz.]

[Batch][Lot] No. \_\_\_\_\_

{Where required the appropriate chart will be used on the marketed label for each tablet size.}

DILUTION CHART							
Tablet size	Powder	0.3g	1g	1.7g		3.3g	
Solution ppm mg/L) Available Chlorine	Ounces (grams) per gallon	Tablets per one Quart of Water	Tablets per one Gallon of Water	Tablets	Quarts of Water	Tablets	Quarts of Water
0.5	0.0002 (0.006)	1 in 200 qt	1 in 164 gal	1	1118	1	2170
1	0.0004 (0.012)	1 in 100 qt	1 in 82 gal	1	559	1	1085
1.5	0.0006 (0.018)	1 in 66 qt	1 in 55 gal	1	373	1	723
3	0.0013 (0.037)	1 in 33 qt	1 in 27 gal	1	186	1	362
4	0.0017 (0.049)	1 in 25 qt	1 in 21 gal	1	140	1	271
5	0.002 (0.061)	1 in 20 qt	1 in 16 gal	1	112	1	217
10	0.004 (0.122)	1 in 10 qt	1 in 7 gal	1	50	1	100
100	0.04 (1.2)	1	2	1	5	1	10
538	0.23 (6.5)	6	7	1	1	1	2
1076	0.46 (13.1)	11	14	2	1	1	1
2153	0.92 (26.2)	21	27	4	1	2	1
4306	1.85 (52.4)	42	53	8	1	4	1
5382	2.31 (65.5)	53	66	10	1	5	1

DILUTION CHART								
Tablet size	5g		6.55g		13.1g		17.4g	
Solution ppm mg/L) Available Chlorine	Tablets	Gallons of Water	Tablets	Gallons of water	Tablets	Gallons of Water	Tablets	Gallons of Water
0.5	1	822	1	1076	1	2153	1	2859
1	1	411	1	538	1	1076	1	1430
1.5	1	274	1	359	1	718	1	953
3	1	137	1	179	1	359	1	477
4	1	103	1	135	1	269	1	357
5	1	82	1	108	1	215	1	286
10	1	38	1	50	1	100	1	132
100	1	3.8	1	5	1	10	1	13
538	5	3	1	1	1	2	1	2.5
1076	3	1	2	1	1	1	1	1.25
2153	6	1	4	1	2	1	2	1
4306	12	1	8	1	4	1	4	1
5382	14	1	10	1	5	1	5	1



Dilution chart { chart for 668mg tablet only}		
Solution ppm (mg/L Available Chlorine)	Tablets	Quarts of water
100ppm	1	2
150ppm	1	1.5
200ppm	1	1

{Optional Dilution  
Charts }


Dilution Chart	
Tablet Size 13.1 g	Tablets per One Gallon of Water
1076 ppm	1
2153 ppm	2
4306 ppm	4
5382 ppm	5

Dilution Chart	
Tablet Size 6.55 g	Tablets per One Gallon of Water
538 ppm	1
1076 ppm	2
2153 ppm	4
4306 ppm	8
5382 ppm	10
Dilution Chart	
Tablet Size 3.3 g	Tablets per One Quart of Water
1076 ppm	1
2153 ppm	2
4306 ppm	4
5382 ppm	5

Dilution Chart	
Tablet Size 1.7 g	Tablets per One Quart of Water
538 ppm	1
1076 ppm	2
2153 ppm	4
4306 ppm	8
5382 ppm	10

ICONS USED FOR KLORSEPT  
MASTER LABEL (71847-6)





Black NSF/ANSI Standard 60 Logo



Blue NSF/ANSI Standard 60 Logo



{Optional graphics illustrating contact time.}

