

71847-5

12/21/2011

1/9



U.S. ENVIRONMENTAL PROTECTION
AGENCY

Office of Pesticide Programs
Antimicrobials Division (7510-P)
1200 Pennsylvania Avenue N.W.
Washington, D.C. 20460

NOTICE OF PESTICIDE:

Registration
 Reregistration

(under FIFRA, as amended)

EPA Reg.

Number:

71847-5

Date of

Issuance:

Dec. 21, 2011

Term of Issuance: **Unconditional**

Name of Pesticide Product:

Flogenic

Name and Address of Registrant (include ZIP Code):

Medentech Ltd.
95 Maccorkle Ave., S.W.
Charleston, WV. 25303

Note: Changes in labeling differing in substance from that accepted in connection with this registration must be submitted to and accepted by the Registration Division prior to use of the label in commerce. In any correspondence on this product always refer to the above EPA registration number.

On the basis of information furnished by the registrant, the above named pesticide is hereby registered/reregistered under the Federal Insecticide, Fungicide and Rodenticide Act. Registration is in no way to be construed as an endorsement or recommendation of this product by the Agency. In order to protect health and the environment, the Administrator, on his motion, may at any time suspend or cancel the registration of a pesticide in accordance with the Act. The acceptance of any name in connection with the registration of a product under this Act is not to be construed as giving the registrant a right to exclusive use of the name or to its use if it has been covered by others.

This product is conditionally registered in accordance with FIFRA sec 3(c)(7)(A) provided that you:

1. Submit and/or cite all data required for registration of your product under FIFRA sec. 3(c)(5) when the Agency requires all registrants of similar products to submit such data; and, submit acceptable responses required for re-registration of your product under FIFRA section 4.
2. Change EPA File Symbol 71847-L to EPA Registration Number 71847-5.
3. On page 3, change the heading Directions for disinfection of drinking water to Public Systems.
4. Revise Public System directions to read: "A free available chlorine residual of at least 0.2 ppm is attained at the furthest point in the distribution system, as measured by a suitable test kit. Check water frequently as prescribed by the National Primary and Secondary Drinking Water Regulations. Contact your local Health Department for further details."

The alternate brand name Aquascept EZ is accepted.

Submit two copies of the finished final printed label prior to releasing this product for sale. If these conditions are not complied with, the registration will be subject to cancellation in accordance with FIFRA sec. 6(e).

Your release for shipment of the product constitutes acceptance of these conditions.

A stamped copy of the conditionally approved label is enclosed for your records.

Signature of Approving Official:

Monisha Harris
Product Manager 32
Antimicrobials Division (7510P)

Date:

December 21, 2011

{All text in brackets [xxx] is optional and may or may not be intended on a final label.}
{All text in braces {xxx} is administrative and will not appear on a final label.}

Flogenic

{Alternate product names:}

[Aquascepts EZ]

{Optional marketing statements that may be used with drinking water uses.

One or more statements may be combined.}

[Stabilized]

[Chlorinating Tablets]

[1" Tablets]

[Concentrated]

[Concentrate]

[Long Lasting]

[Sanitizer]

[Sanitizes, Clarifies, and protects against Algae]

[Suppresses algae]

[Controls Algae, and Clarifies]

[For Routine Sanitation and Clarification]

[Keeps Water Clear]

[Slow Dissolving]

[Completely soluble]

[For Routine Use]

[Chlorinating tablets for water disinfection]

[No mineral scale build-up]

[24-hr chlorine residual for round the clock activity]

KEEP OUT OF REACH OF CHILDREN

DANGER

Active Ingredient:

Trichloro-s-triazinetrione: 99%

Inert Ingredients: 1%

Total: 100%

Available Chlorine: 90%

ACCEPTED
with COMMENTS
in EPA Letter Dated:

DEC 21 2011

Under the Federal Insecticide,
Fungicide, and Rodenticide Act,
amended, for the pesticide,
registered under EPA Reg. No.

71847-5

3/9

{All text in brackets [xxx] is optional and may or may not be intended on a final label.}
{All text in braces {xxx} is administrative and will not appear on a final label.}

FIRST AID	
If in eyes	<ul style="list-style-type: none"> • Hold eye open and rinse slowly and gently with water for 15-20 minutes. • Remove contact lenses, if present, after the first 5 minutes, then continue rinsing eye. • Call a poison control center or doctor for treatment advice.
If on skin clothing	<ul style="list-style-type: none"> • Take off contaminated clothing. • Rinse skin immediately with plenty of water for 15-20 minutes. • Call a poison control center or doctor for treatment advice.
If inhaled	<ul style="list-style-type: none"> • Move person to fresh air. • If person is not breathing, call 911 or an ambulance, then give artificial respiration, preferably by mouth-to-mouth, if possible. • Call a poison control center or doctor for treatment advice.
If swallowed	<ul style="list-style-type: none"> • Call a poison control center, or doctor immediately for treatment advice. • Have person sip a glass of water if able to swallow. • Do not induce vomiting unless told to do so by the poison control center or doctor. • Do not give anything by mouth to an unconscious person.
Have the product container or label with you when calling a poison control centre or doctor, or going for treatment. YOU MAY ALSO CONTACT XXXXXXXX FOR EMERGENCY MEDICAL TREATMENT INFORMATION	
NOTE TO PHYSICIAN Probable mucosal damage may contraindicate the use of gastric lavage	

See [back] [side] panels for additional precautionary statements and first aid.

PRECAUTIONARY STATEMENTS
HAZARDOUS TO HUMANS AND DOMESTIC ANIMALS
DANGER. CORROSIVE.

Causes irreversible eye damage and skin burns
May be fatal if inhaled or absorbed through skin

Do not breathe dust or spray mist. Irritating to nose and throat. Harmful if swallowed. Do not get in eyes, on skin, or on clothing. Wear goggles or face shield, protective clothing and rubber gloves when handling this product. Wash thoroughly with soap and water after handling and before eating, drinking, chewing gum, using tobacco, or using the toilet. Remove contaminated clothing and wash before reuse.

PHYSICAL OR CHEMICAL HAZARDS

STRONG OXIDIZING AGENT: Use only clean dry utensils. Mix only into water. Contamination with moisture, dirt, organic matter or other chemicals (including pool chemicals) or any other foreign matter may start a chemical reaction with generation of heat, liberation of hazardous gasses and possible generation of fire and explosion. Avoid any contact with flaming or burning material such as a lighted cigarette. Do not use this product in any chlorinating device which has been used with any inorganic or unstabilized chlorinating compounds (e.g. calcium hypochlorite). Such use may cause fire or explosion.

{for product packaging equal to and less than 50 lbs}

ENVIRONMENTAL HAZARDS: This pesticide is toxic to fish and aquatic organisms.

Flogenic

Master Label November 17, 2011

ACCEPTED
with COMMENTS
in EPA Letter Dated:

Page 2 of 8

DEC 21 2011

Under the Federal Insecticide,
Fungicide, and Rodenticide Act as
amended, for the pesticide,
registered under EPA Reg. No. 7184
E

{All text in brackets [xxx] is optional and may or may not be intended on a final label.}
{All text in braces {xxx} is administrative and will not appear on a final label.}

{for product packaging greater than 50 lbs}

ENVIRONMENTAL HAZARDS: This pesticide is toxic to fish and aquatic organisms. Do not discharge effluent containing this product into lakes, ponds, streams, estuaries, oceans, or public water unless in accordance with the requirements of a National Pollutant Discharge Elimination System (NPDES) permit and the permitting authority has been notified in writing prior to discharge. Do not discharge effluent containing this product to sewer systems without previously notifying the sewage treatment plant authority. For guidance, contact your State Water Board or Regional Office of the EPA.

DIRECTIONS FOR USE: It is a violation of Federal Law to use this product in a manner inconsistent with its labeling. Read entire label and use strictly in accordance with precautionary statements and directions.

~~Directions for disinfection of drinking water~~ *Public System: is attained*
~~For disinfection, a free available chlorine residual of at least 0.2 ppm must be maintained at the~~
furthest point in the distribution system, as measured by a suitable test kit. Check water frequently as prescribed by the National Primary and Secondary Drinking Water Regulations.
Contact your local Health Department for further details.

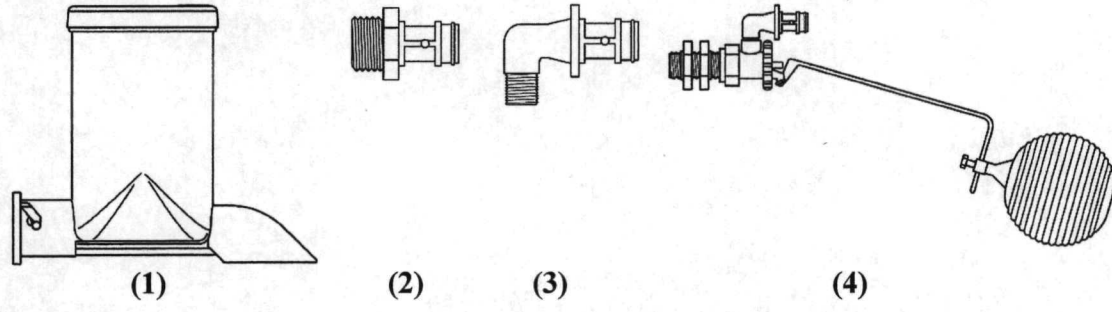


Figure 1. Flogenic (1), 1/2" pipe connector (2), float valve connector (3) and ballcock float valve (4)

Flogenic. First Installation

Flogenic (1) is for connection at the point at which the water discharges to a storage tank or container. The product container is connected to the water supply by way of a 1/2" pipe fitting (2) or with the Flogenic float valve (4) and adaptor (3) depending on what the individual system requires. The standard fitting or float valve is installed first.

To install using the standard fitting.

Turn off the water flow at the supply. The outlet of the water supply must be a valve or other connector with a 1/2" pipe fitting. If the water pipe does not end in a 1/2" female pipe thread, a suitable adaptor is required. Connect the Flogenic 1/2" connector to the water outlet using PTFE pipe tape to get a leak free connection. Turn the device using a 22 mm wrench until the two connecting points are horizontal.

RECEIVED
with COMMENTS
in EPA Letter Dated:

{All text in brackets [xxx] is optional and may or may not be intended on a final label.}
{All text in braces {xxx} is administrative and will not appear on a final label.}

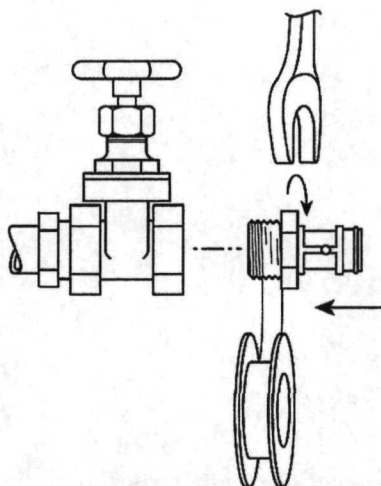


Figure 2. Connect 1/2" pipe connector (2) to a valve using 22 mm wrench. Seal with PTFE pipe tape. Turn until clips are horizontal

To install the Flogenic float valve

Turn off the water flow at the supply. Replace the current ballcock float valve with the Flogenic BS1212 ballcock valve. The outlet pipe on the ball valve is replaced with the Flogenic float valve adaptor.

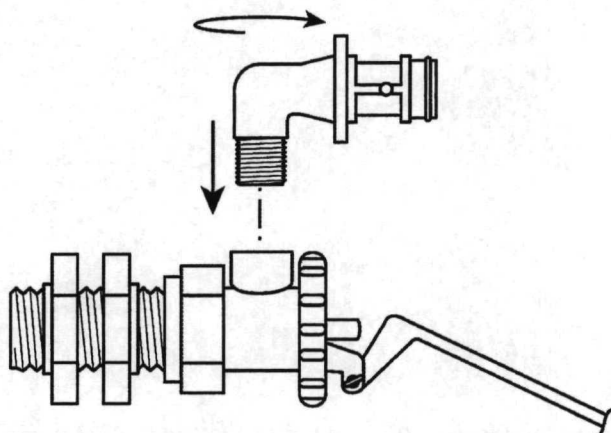


Figure 3. Screw the Flogenic float valve connector (3) into outlet on float valve (4).

Fitting the Flogenic Cartridge

Remove the Flogenic container from its packaging. Look at the outlet at the bottom of the unit. The bottom of the internal screw must be in line with the wall or use a flat head screw driver to adjust until it is. The screw should now be set. For less chlorination, under 2 ppm leave the screw as it is.

ACCEPTED
with COMMENTS
in EPA Letter Dated:

DEC 21 2011
Page 4 of 8

Under the Federal Insecticide,
Fungicide and Rodenticide Act as
amended for the pesticide,
registered under EPA Reg. No.

71847-5

6/9

{All text in brackets [xxx] is optional and may or may not be intended on a final label.}
{All text in braces {xxx} is administrative and will not appear on a final label.}

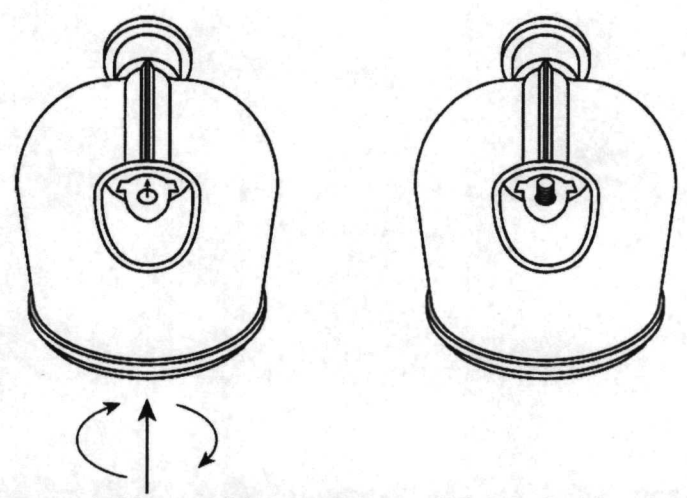


Figure 4. Adjust screw with screwdriver as shown until 0 threads (a) or 5 threads show (b).

Place the Flogenic container on the connector (figure 5) and turn 1/8th of a turn clockwise to lock in place. The unit should be horizontal or tilted slightly downward in the direction of flow. Turn on the water flow and allow it to flow for 1 minute. Sample the water and test with the chlorine strips provided. If the amount of chlorine as indicated on the guide is within the required range, >0.2 ppm, the device is ready until it is rechecked 24 hours later. If the amount of chlorine is too low, turn the adjustment screw clockwise ensuring not to over tighten the screw as this will shear the threads. If the amount of chlorine is too high turn counter clockwise. Let the water flow for another minute and retest. If the amount of chlorine is within the desired range, leave for 24 hours.

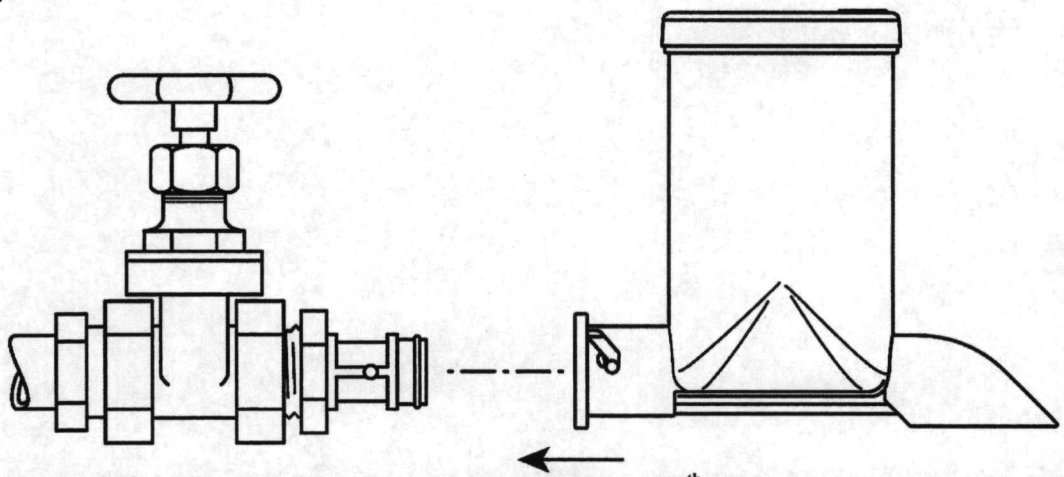


Figure 5. Place Flogenic container on connector and turn 1/8th of a turn until it clicks in place.

Retest the chlorine in the storage tank and at the end of the line after 24 hours. The chlorine level in the storage tank must be in the range of at least 0.2ppm. There must be a residual chlorine level of at least 0.2ppm at the furthest point on the line. If the amount of chlorine is too low or too high adjust the screw as above and test again after 24 hours until the system is in the correct range. Make a note of the final setting and use it to set the device when it is replaced.

ACCEPTED
with COMMENTS
in EPA Letter Dated:
DEC 21 2011
Under the Federal Insecticide,
Fungicide, and Rodenticide Act as
amended for the pesticide,
71847-E

{All text in brackets [xxx] is optional and may or may not be intended on a final label.}
{All text in braces {xxx} is administrative and will not appear on a final label.}

Replacing the Flogenic cartridge

When the tablets can no longer be seen in the unit it should be replaced. Alternatively, the chlorine test strips provided can be used to determine if the unit requires replacement.

To replace the cartridge first turn off the water at the source. Remove the spent cartridge. Note the screw setting in the spent device by counting the number of threads visible when looking into the device through the outlet. Use a flat head screw driver to set the screw on the new cartridge by turning the screw one full turn clockwise for each visible thread.

Follow steps as above for fitting Flogenic Cartridge

STORAGE AND DISPOSAL:

Do not contaminate water, food or feed by storage or disposal.

PESTICIDE STORAGE: Store in a dry, cool and well-ventilated area. Avoid moisture getting into container. Keep off wet floors. In case of spillage, wash with large amounts of water. After each use, keep container tightly closed. Oxidizing material. Keep away from flames, sparks and all sources of heat. Avoid contact with organic material.

In case of contamination or decomposition do not reseal container. If possible, isolate container in open well-ventilated area. Flood with large volumes of water. Dispose of contaminated material in an approved landfill area. When handling or dealing with spills, use impact-resistant goggles with side-shields, or face shield; body-covering clothes; including impervious rubber or plastic gloves and boots; use a dust respirator if dusting occurs. Sweep up dry spills and dispose of as described for pesticide disposal. If contents are contaminated or decomposing, do not reseal container; isolate unsealed drum in the open or in a well-ventilated area; flood with large volumes of water if necessary.

PESTICIDE DISPOSAL: Pesticide wastes are acutely hazardous. Improper disposal of excess pesticide, spray mixture or rinsate is a violation of Federal law. If these wastes cannot be disposed of by use according to label instructions, contact your State Pesticide or Environmental Control Agency, or the Hazardous Waste representative at the nearest EPA Regional Office for guidance.

CONTAINER DISPOSAL: Non refillable container. Do not reuse or refill this container. Offer for recycling, if available or puncture and dispose of in a sanitary landfill, or by incineration, or, if allowed by state and local authorities, by burning. If burned, stay out of smoke.

{Note to EPA: This container cannot be rinsed because its lid is sealed.}

EPA REG. NO 71847-L
EPA EST. NO.

Manufactured by:
Medentech Ltd..
Whitemill Industrial Estate

Flogenic

Master Label November 17, 2011

Batch Code:

ACCEPTED
with COMMENTS
in EPA Letter Dated:

DEC 21 2011

Page 6 of 8
Under the Federal Insecticide,
Fungicide, and Rodenticide Act as
amended for the pesticide,
registered under EPA Reg. No.

71847-

{All text in brackets [xxx] is optional and may or may not be intended on a final label.}
{All text in braces {xxx} is administrative and will not appear on a final label.}

Clonard Road Wexford Ireland

NET. WT. {as indicated on the container}
Lot. No. {as indicated on the container}

ACCEPTED
with COMMENTS
in EPA Letter Dated:

DEC 21 2011

Under the Federal Insecticide,
Fungicide, and Rodenticide Act as
amended, for the pesticide,
registered under EPA Reg. No. 71847-5

9/9

{All text in brackets [xxx] is optional and may or may not be intended on a final label.}
{All text in braces {xxx} is administrative and will not appear on a final label.}

{Individual Container Label}

Flogenic

Active Ingredients:
Trichloro-s-triazinetrione: **99%**
Inert Ingredients: **1%**
Total: **100%**

KEEP OUT OF REACH OF CHILDREN
DANGER
See [outside container] or [accompanying label] for Precautionary Statements, Storage and Disposal, and Use Directions

Batch Code: _____ Net wt _____ EPA Reg. No. 71847-L EPA Est. No. _____
Medentech Ltd.: Whitemill Industrial Estate, Clonard Road
Wexford, Ireland

ACCEPTED
with COMMENTS
in EPA Letter Dated:

DEC 21 2011

Under the Federal Insecticide,
Fungicide, and Rodenticide Act as
amended for the pesticide,
EPA Reg. No.

71847-5