



UNITED STATES ENVIRONMENTAL PROTECTION AGENCY
WASHINGTON, DC 20460

OFFICE OF CHEMICAL SAFETY
AND POLLUTION PREVENTION

June 18, 2018

Ms. Regiane Pereira
Regulatory Manager
Nichino America
4550 Linden Hill Road, Suite 501
Wilmington, DE 19808

Subject: PRIA Label Amendment – New Uses, Amended Tolerances (Citrus), Removal of Aerial and Geographical Restrictions (Potato)
Product Name: Tolfenpyrad 15EC Insecticide
EPA Registration Number: 71711-31
Application Date: December 31, 2016
Decision Number: 525105, 525109, 525113

Dear Ms. Pereira:

The application referred to above, submitted under the Federal Insecticide, Fungicide and Rodenticide Act, as amended is acceptable under FIFRA sec 3 (c)(5). You must submit and/or cite all data required for registration/reregistration/registration review of your product when the Agency requires all registrants of similar products to submit such data.

A stamped copy of your labeling is attached for your records. This labeling supersedes all previously accepted labeling. You must submit one (1) copy of the final printed labeling before you release the product for shipment with the new labeling. In accordance with 40 CFR 152.130(c), you may distribute or sell this product under the previously approved labeling for 18 months from the date of this letter. After 18 months, you may only distribute or sell this product if it bears this new revised labeling or subsequently approved labeling. "To distribute or sell" is defined under FIFRA section 2(gg) and its implementing regulation at 40 CFR 152.3.

Should you wish to add/retain a reference to the company's website on your label, then please be aware that the website becomes labeling under the Federal Insecticide Fungicide and Rodenticide Act and is subject to review by the Agency. If the website is false or misleading, the product would be misbranded and unlawful to sell or distribute under FIFRA section 12(a)(1)(E). 40 CFR 156.10(a)(5) list examples of statements EPA may consider false or misleading. In addition, regardless of whether a website is referenced on your product's label, claims made on the website may not substantially differ from those claims approved through the registration process. Therefore, should the Agency find or if it is brought to our attention that a website contains false or misleading statements or claims substantially differing from the EPA approved registration, the website will be referred to the EPA's Office of Enforcement and Compliance.

Page 2 of 2
EPA Reg. No. 71711-31
Decision No. 525105, 525109, 525113

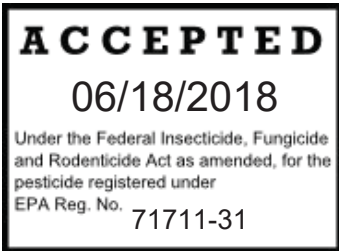
Your release for shipment of the product constitutes acceptance of these conditions. If these conditions are not complied with, the registration will be subject to cancellation in accordance with FIFRA section 6. If you have any questions, please contact Debra Rate by phone at (703) 306-0309, or via email at rate.debra@epa.gov.

Sincerely,

A handwritten signature in blue ink, appearing to read "M. Johnson, Jr.", with a stylized flourish at the end.

Marion J. Johnson, Jr.
Chief, Invertebrate-Vertebrate Branch 2
Registration Division (7505P)
Office of Pesticide Programs

Attachment



TOLFENPYRAD	GROUP	21A	INSECTICIDE
	GROUP	39	FUNGICIDE

NICHINO
AMERICA®

TOLFENPYRAD 15EC Insecticide

ACTIVE INGREDIENT:

Tolfenpyrad

1H-Pyrazole-5-carboxamide, 4-chloro-3-ethyl-1-methyl-N-[[4-(4-methylphenoxy)phenyl]methyl]-
..... **15.0%**

OTHER INGREDIENTS: **85.0%**

TOTAL **100.0%**

Contains 1.29lbs active ingredient per U.S. gallon

*Contains petroleum distillates

EPA Reg. No. 71711-31

EPA Est. No. _____

[Alternate brand name: Hachi-Hachi® Insecticide, Torac™ Insecticide, Torac® RT Insecticide]

KEEP OUT OF REACH OF CHILDREN
WARNING - AVISO

Si usted no entiende la etiqueta, busque a alguien para que se la explique a usted en detalle.
(If you do not understand the label, find someone to explain it to you in detail.)

{Note to Reviewer: This master label is composed of 2 sub-labels. Sub-label A is for food crop uses. Sub-label B is for greenhouse and outdoor ornamental uses.}

[Sub-label A: Crop Use]

TOLFENPYRAD	GROUP	21A	INSECTICIDE
	GROUP	39	FUNGICIDE



TOLFENPYRAD 15EC Insecticide

Broad spectrum insecticide that also controls eriophyid mites and certain fungal diseases

ACTIVE INGREDIENT:**Tolfenpyrad**

1H-Pyrazole-5-carboxamide, 4-chloro-3-ethyl-1-methyl-N-[[4-(4-methylphenoxy)phenyl]methyl]-

15.0%

OTHER INGREDIENTS:

85.0%

TOTAL

100.0%

Contains 1.29lbs active ingredient per U.S. gallon

*Contains petroleum distillates

EPA Reg. No. 71711-31

EPA Est. No. _____

KEEP OUT OF REACH OF CHILDREN

WARNING - AVISO

Si usted no entiende la etiqueta, busque a alguien para que se la explique a usted en detalle.

(If you do not understand the label, find someone to explain it to you in detail.)

FIRST AID	
If swallowed	<ul style="list-style-type: none"> • Call a poison control center or doctor immediately for treatment advice. • Have person sip a glass of water if able to swallow. • Do not induce vomiting unless told to do so by a poison control center or doctor. • Do not give anything by mouth to an unconscious person
If on skin or clothing	<ul style="list-style-type: none"> • Take off contaminated clothing. • Rinse skin immediately with plenty of water for 15-20 minutes. • Call a poison control center or doctor for treatment advice.
If in eyes	<ul style="list-style-type: none"> • Hold eye open and rinse slowly and gently with water for 15-20 minutes. • Remove contact lenses, if present, after the first 5 minutes, then continue rinsing. • Call a poison control center or doctor for treatment advice
If inhaled	<ul style="list-style-type: none"> • Move person to fresh air. • If person is not breathing, call 911 or an ambulance; then give artificial respiration, preferably mouth-to-mouth, if possible. • Call a poison control center or doctor for further treatment advice.
HOTLINE NUMBER	
Have the product container or label with you when calling a poison control center or doctor, or going for treatment. For additional information on this pesticide product, including human health concerns and medical emergencies, call 1-800-348-5832.	
NOTE TO PHYSICIAN: There is no specific antidote. All treatments should be based on observed signs and symptoms of distress in the patient. Overexposure to materials other than this product may have occurred.	

Net Contents: _____

[Manufactured in _____,] [formulated in _____,] [and] [packaged in _____] for

NICHINO AMERICA, INC.

4550 New Linden Hill Road suite 501

Wilmington, DE 19808

888-740-7700

[See attached booklet for First Aid, Precautionary Statements, and Directions for Use]

[See inside booklet for First Aid, Precautionary Statements, and Directions for Use]

**PRECAUTIONARY STATEMENTS
HAZARDS TO HUMANS AND DOMESTIC ANIMALS
WARNING - AVISO**

May be fatal if swallowed. Causes skin irritation. Causes substantial but temporary eye injury. Harmful if absorbed through skin. Harmful if inhaled. Avoid breathing the spray mist. Do not get in eyes, on skin or clothing. Remove and wash contaminated clothing before reuse. Wash thoroughly with soap and water after handling and before eating, drinking, chewing gum, using tobacco, or using the toilet.

Personal Protective Equipment (PPE)

Applicators and other handlers must wear:

- Long-sleeved shirt and long pants
- Chemical-resistant gloves made of material such as barrier laminate or Viton® ≥ 14 mils.
- Chemical-resistant footwear plus socks
- Protective eyewear (goggles, face-shield or safety glasses)
- When mixing and loading wear a chemical-resistant apron

See **Engineering Controls**.

Follow the manufacturer's instructions for cleaning/maintaining PPE. If no such instructions for washables exist, use detergent and hot water. Keep and wash PPE separately from other laundry.

ENGINEERING CONTROLS STATEMENT

When handlers use closed systems, enclosed cabs, or aircraft in a manner that meets the requirements listed in the Worker Protection Standard (WPS) for agricultural pesticides [40 CFR 170.240 (d) (4–6)], the handler PPE requirements may be reduced or modified as specified in the WPS.

User Safety Recommendations

Users should:

- Wash thoroughly with soap and water after handling and before eating, drinking, chewing gum, using tobacco, or using the toilet.
- Remove clothing/PPE immediately if pesticide gets inside. Then wash thoroughly and put on clean clothing.
- Remove PPE immediately after handling this product. Wash the outside of gloves before removing. As soon as possible, wash thoroughly and change into clean clothing.
- Discard clothing and personal protective equipment that cannot be reused, including clothing and other absorbent materials that have been drenched or thoroughly contaminated with this product's concentrate.
- Wash clothing and personal protective equipment (including both the inside and outside of gloves) before each day of reuse according to manufacturer's directions or, if no such directions exist, in detergent and hot water. Keep and wash PPE separately from other laundry.

ENVIRONMENTAL HAZARDS

This pesticide is very highly toxic to fish and aquatic invertebrates.

For terrestrial uses, do not apply directly to water, or to areas where surface water is present, or to intertidal areas below the mean high water mark. Do not apply when weather conditions favor drift from treated areas. Drift and runoff may be hazardous to aquatic organisms in water adjacent to treated areas. Do not contaminate water when cleaning equipment or disposing of equipment washwaters.

This product is highly toxic to bees and other pollinating insects exposed to direct treatment or residues on blooming crops or weeds. **Do not apply this product or allow it to drift to blooming crops or weeds if bees or other pollinating insects are visiting the treatment area.** Application must be made at least 8 hours prior to bees foraging.

This product may impact surface water quality due to runoff of rainwater. This is especially true for poorly draining soils and soils with shallow groundwater. This product is classified as having medium to high potential for reaching both surface water and aquatic sediment via runoff for several weeks after application. A level, well-maintained vegetative filter (buffer) strip between areas to which this product is applied and surface water features such as ponds, streams, and springs will reduce the potential loading of this chemical from runoff water and sediment. Runoff of this product will be reduced by avoiding applications when rainfall is forecasted to occur within 48 hours. Sound erosion control practices will reduce this product's potential to reach aquatic sediment via runoff.

PROTECTION OF POLLINATORS



APPLICATION RESTRICTIONS EXIST FOR THIS PRODUCT BECAUSE OF RISK TO BEES AND OTHER INSECT POLLINATORS. FOLLOW APPLICATION RESTRICTIONS FOUND IN THE DIRECTIONS FOR USE TO PROTECT POLLINATORS.

This product can kill bees and other insect pollinators.

Bees and other insect pollinators will forage on plants when they flower, shed pollen, or produce nectar.

Bees and other insect pollinators can be exposed to this pesticide from:

- Direct contact during foliar applications or contact with residues on plant surfaces after foliar applications.
- Ingestion of residues in nectar and pollen when the pesticide is applied as a seed treatment, soil, tree injection, as well as foliar applications.

When using this product, take steps to:

- Minimize exposure of this product to bees and other insect pollinators when they are foraging on pollinator attractive plants around the application site.
- Minimize drift of this product onto beehives or to off-site pollinator attractive habitat. Drift of this product onto beehives or off-site to pollinator attractive habitat can result in bee kills.

Information on protecting bees and other insect pollinators may be found at the Pesticide Environmental Stewardship website at:

<http://pesticidestewardship.org/PollinatorProtection/Pages/default.aspx>.

Pesticide incidents (for example, bee kills) should immediately be reported to the state/tribal lead agency. For contact information for your state, go to: www.aapco.org/officials.html. Pesticide incidents should also be reported to the National Pesticide Information Center at: www.npic.orst.edu or directly to EPA at: beekill@epa.gov

ENDANGERED SPECIES RESTRICTIONS

This product may pose a hazard to endangered aquatic species. Follow all use directions.

PHYSICAL OR CHEMICAL HAZARDS

Do not use or store near heat or open flame.

DIRECTIONS FOR USE

It is a violation of Federal law to use this product in a manner inconsistent with its labeling.

Do not apply this product in a way that will contact workers or other persons, either directly or through drift. Only protected handlers may be in the area during application. For any requirements specific to your state or tribe, consult the state or tribal agency responsible for pesticide regulation.



1. FOR CROPS UNDER CONTRACTED POLLINATION SERVICES

Do not apply this product while bees are foraging. Do not apply this product until flowering is complete and all petals have fallen unless the following condition has been met. If an application must be made when managed bees are at the treatment site, the beekeeper providing the pollination services must be notified no less than 48 hours prior to the time of the planned application so that the bees can be removed, covered, or otherwise protected prior to spraying.



2. FOR FOOD CROPS AND COMMERCIALY GROWN ORNAMENTALS NOT UNDER CONTRACT FOR POLLINATION SERVICES BUT ARE ATTRACTIVE TO POLLINATORS

Do not apply this product while bees are foraging. Do not apply this product until flowering is complete and all petals have fallen unless one of the following conditions is met:

- The application is made to the target site after sunset.
- The application is made to the target site when temperatures are below 55°F.
- The application is made in accordance with a government-initiated public health response.
- The application is made in accordance with an active state-administered apiary registry program where beekeepers are notified no less than 48-hours prior to the time of the planned application so that the bees can be removed, covered or otherwise protected prior to spraying
- The application is made due to an imminent threat of significant crop loss and a documented determination consistent with an IPM plan or predetermined economic threshold is met. Every effort should be made to notify beekeepers no less than 48 hours prior to the time of the planned application so that the bees can be removed, covered, or otherwise protected prior to spraying.

AGRICULTURAL USE REQUIREMENTS

Use this product only in accordance with its labeling and with the Worker Protection Standard, 40 CFR Part 170. This standard contains requirements for the protection of agricultural workers on farms, forests, nurseries, and greenhouses, and handlers of agricultural pesticides. It contains requirements for training, decontamination, notification, and emergency assistance. It also contains specific instructions and exceptions pertaining to the statements on this label about personal protective equipment (PPE) and restricted-entry interval. The requirements in this box only apply to uses of this product that are covered by the Worker Protection Standard. Do not enter or allow worker entry into treated areas during the restricted entry interval (REI) of 12 hours.

For early entry into treated areas that is permitted under the Worker Protection Standard and that involves contact with anything that has been treated, such as plants, soil, or water, wear:

- Coveralls worn over short-sleeved shirt and short pants
- Chemical-resistant gloves made of material such as barrier laminate or Viton® ≥ 14 mils
- Chemical-resistant footwear plus socks
- Protective eyewear (goggles, face-shield or safety glasses)

USE INFORMATION

TOLFENPYRAD 15EC insecticide is a emulsifiable concentrate containing 1.29 lbs of active ingredient tolfenpyrad per gallon. This product is a contact insecticide used for the control of several orders of insects. Complete and thorough spray coverage is necessary for maximum results. TOLFENPYRAD 15EC insecticide should be used in a program with other products to provide season long protection. Apply as a spray as directed in the **Application Directions** section of this label.

Mix with sufficient water and apply as a foliar spray to obtain uniform coverage. Adjust water volumes and tractor speed accordingly for crops with dense foliage or excessive growth. Unless otherwise specified under Application Directions, apply when pest populations are beginning to build, before crop damage or injury is observed. Consult your local agricultural advisor or state cooperative extension service for recommendations.

DIRECTIONS FOR USE OF TOLFENPYRAD 15EC INSECTICIDE AS A FUNGICIDE

For crops and diseases where the level of activity of TOLFENPYRAD 15EC insecticide is listed as “control”, this product may be used alone as a contact fungicide or mixed with other registered fungicide products to broaden spectrum of disease control. For crops and diseases where the level of activity of TOLFENPYRAD 15EC insecticide is listed as “suppression”, this product should NOT be substituted for labeled fungicidal products.

APPLICATION DIRECTIONS

- Applications should be made immediately after the spray solution is prepared.
- Thorough spray coverage is critical to obtain control of the target pest(s).
- Applications may be made by air or ground with high or low volume spray equipment that provides thorough spray coverage of the plant.
- For ground applications, use coarse droplet size.
- For aerial applications, use larger droplet size (greater than 200 microns).
- Use sufficient water volume to ensure thorough coverage of foliage.

RESTRICTIONS

- **Do not apply TOLFENPYRAD 15EC insecticide through any type of irrigation system except those described in the CHEMIGATION section.**
- **Not for sale, sale into, distribution, and/or use in New York state.**

BUFFER ZONES

Vegetative Filter (Buffer) Strip

All crops except Tree Nuts (Crop Group 14-12): 15-foot vegetative filter (buffer) strip

Tree Nuts (Crop Group 14-12): 25-foot vegetative filter (buffer) strip.

Construct and maintain the vegetative filter (buffer) strip of grass or other permanent vegetation between field edge and down gradient aquatic habitat (such as, but not limited to, lakes; reservoirs; rivers; permanent streams; marshes or natural ponds; estuaries; and commercial fish farm ponds).

Only apply products containing tolfenpyrad onto fields where a maintained vegetative filter (buffer) strip of at least 15 feet exists between the field edge and down gradient aquatic habitat.

For guidance, refer to the following publication for information on constructing and maintaining effective buffers: Conservation Buffers to Reduce Pesticide Losses. Natural Resources Conservation Services. USDA, <http://www.in.nrcs.usda.gov/technical/agronomy/newconbuf.pdf>

Buffer Zone for Ground Application

Do not apply within 15 feet of aquatic habitats (such as, but not limited to, lakes, reservoirs, rivers, permanent streams, marshes, natural ponds, estuaries, and commercial fish ponds).

Buffer Zone for Aerial Application

Do not apply within 150 feet of aquatic habitats (such as, but not limited to, lakes, reservoirs, rivers, permanent streams, marshes, natural ponds, estuaries, and commercial fish ponds).

CHEMIGATION

For chemigation use in potato, fruiting vegetable (crop group 8-10) and leafy vegetables (except brassica vegetables) (Crop Group 4) only. TOLFENPYRAD 15EC insecticide may be applied only through overhead center pivot, solid set, hand move and moving wheel irrigation equipment.

Center Pivot Irrigation Equipment:

Notes: (1) Use only drive systems which provide uniform water distribution. (2) Do not use end guns when chemigating TOLFENPYRAD 15EC insecticide to avoid non-uniform application. (3) Plug the first nozzle closest to the well head to protect the water source.

1. Determine the size of the area to be treated.
2. Determine the time required to apply $\frac{1}{4}$ - $\frac{1}{2}$ inch of water over the area to be treated when the system and injection system area operate at normal pressures as recommended by the equipment manufacturer. Run the system at 80-95% of the manufacturer's rated maximum travel speed.
3. Using water, determine the injection pump output when operated at normal line pressure.
4. Determine the amount of TOLFENPYRAD 15EC insecticide and any tankmix partners required to treat the area covered by the irrigation system.
5. Add to the solution tank the required amount of TOLFENPYRAD 15EC insecticide and tankmix partners, and sufficient water to meet the injection time requirements.
6. Make sure the system is fully charged with water before starting injection of the TOLFENPYRAD 15EC insecticide solution. Time the injection to last at least as long as it takes to bring the system to full pressure.
7. Maintain constant agitation in the solution tank during the injection period.
8. Inject the specified amount of TOLFENPYRAD 15EC insecticide per acre continuously for one complete revolution of the system.
9. Stop the injection equipment after treatment is completed. Continue to operate the system until the TOLFENPYRAD 15EC insecticide solution has cleared all of the sprinkler heads.
10. Allow time for all lines to flush the TOLFENPYRAD 15EC insecticide solution through all nozzles before turning off irrigation water.

Solid Set, Hand Move and Moving Wheel Irrigation Equipment:

1. Determine the acreage covered by the sprinklers.
2. Fill injector solution tank with plain water and calibrate the flow rate of the system to deliver the contents of the tank over a 20-40 minute time interval.
3. Determine the amount of TOLFENPYRAD 15EC insecticide required to treat the area covered by the irrigation system.
4. Add the required amount of TOLFENPYRAD 15EC insecticide and any other tankmix partners into the same quantity of water used to calibrate the injection period.

5. Operate the system at the same pressure and time interval established during the calibration.
6. Inject specified amount of TOLFENPYRAD 15EC insecticide per acre for: (1) a 20-40 minute period at the end of a regular irrigation set; or (2) as a 20-40 minute injection as a separate application not associated with a regular irrigation to maximize retention of the insecticide on the foliage.
7. Stop injection equipment after treatment is completed. Continue to operate the system until the TOLFENPYRAD 15EC insecticide solution has cleared the last sprinkler head. To ensure lines are flushed and free from remaining pesticides, a dye indicator may be injected into the lines to mark the end of the application period.

Chemigation Monitoring: A person knowledgeable of the chemigation system and equipment responsible for its operation, or under the supervision of a responsible person, shall shut the system down and make necessary adjustments should the need arise. Follow the appropriate personal protective equipment (PPE) guidelines.

SPRAY ADJUVANTS

For maximum performance, the use of an agricultural spray adjuvant with TOLFENPYRAD 15EC insecticide is recommended to increase spray coverage of the plants and pests being treated. Select an adjuvant that is labeled for agricultural use and follow its use directions.

ROTATIONAL CROP RESTRICTIONS

Cro/Crop Group	Plantback Timing
All crops on this label	0 days following application
All other crops	14 days following application

RESISTANCE MANAGEMENT

For resistance management, Tolfenpyrad 15EC Insecticide contains a Group 21A insecticide. Any insecticide population may contain individuals naturally resistant to Tolfenpyrad 15 SC Inseticide and other Group 21A insecticides. The resistant individuals may dominate the insect population if this group of insecticides are used repeatedly in the same fields. Appropriate resistance-management strategies should be followed.

To delay insecticide/acaricide resistance, take the following steps:

- Rotate the use of Tolfenpyrad 15EC Insecticide or other Group 21A insecticides within a growing season, or among growing seasons, with different groups that control the same pests.
- Use tank mixtures with insecticides from a different group that are equally effective on the target pest when such use is permitted. Do not rely on the same mixture repeatedly for the same pest population. Consider any known cross-resistance issues (for the targeted pests) between the individual components of a mixture. In addition, consider the following recommendations provided by the Insecticide Resistance Action Committee (IRAC):
 - Individual insecticides selected for use in mixtures should be highly effective and be applied at the rates at which they are individually registered for use against the target species.
 - Mixtures with components having the same IRAC mode of action classification are not recommended for insect resistance management.
 - When using mixtures, consider any known cross-resistance issues between the individual components for the targeted pest(s).
 - Mixtures become less effective if resistance is already developing to one or both active ingredients, but they may still provide pest management benefits.
 - The insect resistance management benefits of an insecticide mixture are greatest if the two components have similar periods of residual insecticidal activity. Mixtures of

insecticides with unequal periods of residual insecticide activity may offer an insect resistance management benefit only for the period where both insecticides are active.

- Adopt an integrated pest management program for insecticide/acaricides use that includes scouting, uses historical information related to pesticide use, crop rotation, record keeping, and which considers cultural, biological and other chemical control practices.
- Monitor after application for unexpected target pest survival. If the level of survival suggests the presence of resistance, consult with your local university specialist or certified pest control advisor.
- Contact your local extension specialist or certified crop advisors for any additional pesticide resistance-management and/or IPM recommendations for the specific site and pest problems in your area.
- For further information or to report suspected resistance contact Nichino America representatives at 888-740-7700.

MIXING DIRECTIONS

Shake well before using. Read and follow all label directions for each tankmix product prior to any tank mixing with TOLFENPYRAD 15EC insecticide. This product can be mixed with other registered pesticides for use on labeled crops or sites, in accordance with the most restrictive use directions and precautions. Do not exceed any labeled dose rate.

TOLFENPYRAD 15EC insecticide is physically and biologically compatible with many registered pesticides, fertilizers or micronutrients. Contact your supplier for advice when considering mixing TOLFENPYRAD 15EC insecticide with other pesticides, fertilizers or micronutrients. If you have no experience with the combination you are considering, you should conduct a test to determine physical compatibility. To determine physical compatibility, add the recommended proportions of each chemical with the same proportion of water, as will be present in the chemical supply tank, into a suitable container, mix thoroughly and allow to stand for five minutes. If the combination remains mixed, or can be readily re-mixed, the mixture is considered physically compatible.

TOLFENPYRAD 15EC Insecticide Alone: Begin with clean equipment. Fill spray tank with $\frac{3}{4}$ of the amount of water needed for the intended application and then turn on agitation. Pour recommended amount of product on the surface of water in the spray tank. Add the remaining water volume to the spray tank with agitation running. Keep agitation running during filling and spraying operations. If spraying must be stopped before emptying the sprayer, resume agitation before spraying the remainder of the load.

TOLFENPYRAD 15EC Insecticide Tank Mixtures: It is the pesticide user's responsibility to ensure that all products are registered for the intended use. Users must follow the most restrictive directions for use and precautionary statements of each product in the tank mixture. Begin with clean equipment. Fill spray tank with $\frac{3}{4}$ of the amount of water needed for the intended application and turn on agitation. If using a buffering agent, add after filling the tank with $\frac{3}{4}$ amount of water.

Add the recommended amount of tankmix products in the following order while maintaining agitation:

- 1) products in water soluble packets
- 2) wettable powders
- 3) water dispersible granulars and/or soluble powders
- 4) flowable liquids (including TOLFENPYRAD 15EC insecticide)
- 5) emulsifiable concentrate
- 6) adjuvants and/or oils
- 7) remaining amount of water to achieve the desired level

COMPATIBILITY STATEMENT REGARDING CERTAIN FUNGICIDE PRODUCTS

Tolfenpyrad 15EC insecticide has been found to be compatible in mixes with several different fungicide products and has been found to be safe to labeled crops under most conditions. However, care should be taken when applying Tolfenpyrad 15EC insecticide in tankmixes with fungicide products in FRAC Group 3 (sterol biosynthesis inhibitors) and FRAC Group 11 (QoI) if environmental conditions are known to be conducive to adverse crop response to those products.

SPRAY DRIFT MANAGEMENT

Avoid spray drift to all other crops and nontarget areas. **Do not apply when weather conditions may cause drift. Do not allow this product to drift onto nontarget areas.** Drift may result in illegal residues or injury to adjacent crops and vegetation. To avoid spray drift, **DO NOT apply aerially when wind speed is greater than 10 mph or during periods of temperature inversions.** Use of larger droplet size will also reduce spray drift.

AVOIDING SPRAY DRIFT IS THE RESPONSIBILITY OF THE APPLICATOR.

The interaction of equipment and weather-related factors determines the potential for spray drift. The applicator is responsible for considering all these factors when making decisions.

Droplet size, boom height, and wind speed are the primary factors determining drift. The specific application conditions required for the use of this product are described below.

Controlling Droplet Size – General Techniques

Volume

Use high flow rate nozzles to apply the highest practical spray volume. Nozzles with higher rated flows produce larger droplets.

Pressure

Do not exceed the nozzle manufacturer's recommended pressures. For many nozzle types, lower pressure produces larger droplets. Use the lower spray pressures recommended for the nozzle. Higher pressure reduces droplet size and does not improve canopy penetration. **WHEN HIGHER FLOW RATES ARE NEEDED, USE A HIGHER-CAPACITY NOZZLE INSTEAD OF INCREASING PRESSURE.**

Controlling Droplet Size – Aircraft

Number of Nozzles

Use the minimum number of nozzles with the highest flow rate that provide uniform coverage.

Nozzle Orientation

Orienting nozzles so that the spray is released parallel to the airstream produces larger droplets than other orientations and is the recommended practice. Significant deflection from horizontal will reduce droplet size and increase drift potential.

Nozzle Type

Use a nozzle type that is designed for the intended application. With most nozzle types, narrower spray angles produce larger droplets. Consider using low-drift nozzles. Solid stream nozzles oriented straight back produce the largest droplets and the lowest drift.

Boom Height and Length – Ground and Aircraft

Boom Height (ground): Setting the boom at the lowest labeled height (if specified) which provides uniform coverage reduces the exposure of droplets to evaporation and wind. For ground equipment, the boom should remain level with the crop and have minimal bounce.

Boom Height (aircraft): Application more than 10 feet above the canopy increases the potential for spray drift.

Boom Length (aircraft): The minimum boom length should not exceed $\frac{3}{4}$ of the wing length; using shorter booms decreases drift potential. For helicopters, the minimum boom length should not exceed $\frac{9}{10}$ of the rotary blade to prevent droplets from entering the rotor vortices.

Wind

Drift potential is lowest between wind speeds of 2-10 mph. However, many factors, including droplet size and equipment type determine drift potential at any given wind speed. Application must be avoided below 2 mph due to variable wind direction and high inversion potential. **AVOID GUSTY OR WINDLESS CONDITIONS.** **Note:** Local terrain can influence wind patterns. Every applicator should be familiar with local wind patterns and how they affect drift.

Temperature and Humidity

When making applications in low relative humidity, set up equipment to produce larger droplets to compensate for evaporation. Droplet evaporation is most severe when conditions are both hot and dry.

Temperature Inversions

Applications should not occur during a temperature inversion because drift potential is high. Temperature inversions restrict vertical air mixing, which causes small suspended droplets to remain close to the ground and move laterally in a concentrated cloud. This cloud can move in unpredictable directions due to the light and variable winds common during inversions. Temperature inversions are characterized by increasing temperatures with altitude and are common on nights with limited cloud cover and light to no wind. They begin to form as the sun sets and often continue into the morning. Their presence can be indicated by ground fog; however, if fog is not present, inversions can also be identified by the movement of smoke from a ground source or an aircraft smoke generator. Smoke that layers and moves laterally in a concentrated cloud (under low wind conditions) indicates an inversion while smoke that moves upward and rapidly dissipates indicates good vertical air mixing.

Sensitive Areas

The pesticide should only be applied when the potential for drift to adjacent sensitive areas (e.g. residential areas, bodies of water, known habitat for threatened or endangered species, nontarget crops) is minimal (e.g. when wind is blowing away from the sensitive areas).

Shielded Sprayers

Shielding the boom or individual nozzles can reduce the effects of wind. However, it is the responsibility of the applicator to verify that the shields are preventing drift and not interfering with the uniform deposition of the product.

Air Assisted (Air Blast) Field Crop Sprayers

Air assisted field crop sprayers carry droplets to the target via a downward directed air stream. Some may reduce the potential for drift, but if a sprayer is unsuitable for the application and/or set up improperly, high drift potential can result. It is the responsibility of the applicator to determine that a sprayer is suitable for the intended application, is configured properly, and that drift is not occurring.

Note: Air assisted field sprayers can affect product performance by affecting spray coverage and canopy penetration. Consult the application equipment section of this label to determine if use of an air assisted sprayer is recommended.

Air Assisted (Air Blast) Tree and Vine Sprayers

Air assisted tree and vine sprayers carry droplets into the canopy of trees and vines via a radially or laterally directed air stream. In addition to the general drift management practices already described, the following specific practices will further reduce the potential for drift:

- Adjust the deflectors and aiming devices so that spray is only directed into the canopy.
- Block off upward pointed nozzles when there is no overhanging canopy.
- Use only enough air volume to penetrate the canopy and provide good coverage.
- **Do not allow spray to go beyond the edge of the cultivated area.** Spray the outside row only from outside the planting.

APPLICATION RATE CHART FOR TOLFENPYRAD 15EC INSECTICIDE

Brassica Head and Stem Vegetable (Crop Group 5-16) broccoli; Brussels sprouts; cabbage; cabbage, Chinese, napa; cauliflower; cultivars, varieties, and hybrids of these commodities		
Pest	Rate/Acre	Use Directions
Leafhoppers Planthoppers	14 to 21 fl oz/acre (0.14 to 0.21 lb ai/acre)	USE RESTRICTIONS <ul style="list-style-type: none"> • Apply by ground only, using a minimum of 20 gallons of water per acre. • Do not apply by air on brassica head and stem vegetables. • Do not apply more than 42 fluid ounces (0.42 lb ai) per acre per crop cycle. • Do not make more than 2 applications per crop cycle. • Do not make more than 4 applications per year. • Allow at least 14 days between applications. • Preharvest interval (PHI): 1 day
Aphids Diamondback moth Flea beetle Garden symphylan Imported cabbageworm	17 to 21 fl oz/acre (0.17 to 0.21 lb ai/acre)	
Thrips Cabbage Maggot	21 fl oz/acre (0.21 lb ai/acre)	
Alfalfa caterpillar*		
Bragada bug*		
Armyworms*		
Cabbage webworm*		
Cloverworm, green*		
Corn earworm*		
Cross-striped cabbageworm*		
Cutworm species*		
Garden webworm*		
Saltmarsh caterpillar*		
Southern cabbageworm*		
Tobacco budworm*		
Tomato hornworm*		
Whitefly*		
*suppression only		

Brassica Leafy Greens (Crop Subgroup 4-16B)		
arugula; broccoli, Chinese; broccoli raab; cabbage, abyssinian; cabbage, Chinese, bok choy; cabbage, seakale; collards; cress, garden; cress, upland; hanover salad; kale; maca, leaves; mizuna; mustard greens; radish, leaves; rape greens; rocket, wild; shepherd's purse; turnip greens; watercress; cultivars, varieties, and hybrids of these commodities.		
Pest	Rate/Acre	Use Directions
Leafhoppers Planthoppers	14 to 21 fl oz/acre (0.14 to 0.21 lb ai/acre)	USE RESTRICTIONS <ul style="list-style-type: none"> • Apply by ground only, using a minimum of 20 gallons of water per acre. • Do not apply by air to brassica leafy greens. • Do not apply more than 42 fluid ounces (0.42 lb ai) per acre per crop cycle. • Do not make more than 2 applications per crop cycle. • Do not make more than 4 applications per year. • Allow at least 14 days between applications. • Preharvest interval (PHI): 1 day
Aphids Diamondback moth Flea beetle Garden symphylan Imported cabbageworm	17 to 21 fl oz/acre (0.17 to 0.21 lb ai/acre)	
Thrips Cabbage Maggot	21 fl oz/acre (0.21 lb ai/acre)	
Alfalfa caterpillar*		
Bragada bug*		
Armyworms*		
Cabbage webworm*		
Cloverworm, green*		
Corn earworm*		
Cross-striped cabbageworm*		
Cutworm species*		
Garden webworm*		
Saltmarsh caterpillar*		
Southern cabbageworm*		
Tobacco budworm*		
Tomato hornworm*		
Whitefly*		

Citrus Fruit (Crop Group 10-10)

Australian desert lime; Australian finger-lime; Australian round lime; Brown River finger lime; calamondin; citron; citrus hybrids; grapefruit; Japanese summer grapefruit; kumquat; lemon; lime; Mediterranean mandarin; Mount white lime; New Guinea wild lime; orange, sour; orange, sweet; pummelo; Russell River lime; satsuma mandarin; sweet lime; tachibana orange; Tahiti lime; tangelo; tangerine (mandarin orange, clementine); tangor; trifoliate orange; uniq fruit; cultivars, varieties, and/or hybrids of these

Pest	Rate/Acre	Use Directions
Asian citrus psyllid Katydid	14.0 to 27.0 fl oz/acre (0.14 to 0.27 lb ai/acre)	<ul style="list-style-type: none"> • For high air velocity, low volume or air curtain sprayers, apply using a minimum of 30 gallons of water per acre. <p>USE RESTRICTIONS</p> <ul style="list-style-type: none"> • Do not apply by air on citrus fruit. • Apply by ground only, using a minimum of 100 gallons of water per acre. • Do not use on nursery stock. • Do not apply more than 27.0 fl oz (0.27 lb ai) per acre per growing season. • Do not make more than 1 application per growing season. • Do not make more than 2 applications per year. • Pre-harvest interval (PHI): 3 days
Aphids	17.0 to 27.0 fl oz/acre (0.17 to 0.27 lb ai/acre)	
Soft scale insects, including Citricola scale, Barnacle scale, and Brown soft scale Citrus bud mite Citrus mealybug Citrus thrips Soft scale insects, including citricola scale, barnacle scale, and brown soft scale	21.0 to 27.0 fl oz/acre (0.21 to 0.27 lb ai/acre)	
Citrus peelminer Citrus red mite Citrus rust mite (silver mite) Leafminer (CA: control; FL: suppression) Mealybugs Citrus orangedog* Citrus weevil* Cutworms* *suppression only	24.0 to 27.0 fl oz/acre (0.24 to 0.27 lb ai/acre)	

Cotton (limited to states of Arizona, California, New Mexico)		
Pest	Rate/Acre	Use Directions
Aphids	14.0 to 21.0 fl oz/acre (0.14 to 0.21 lb ai/acre)	<ul style="list-style-type: none"> • Apply by ground using a minimum of 10 gallons of water per acre. • Apply by air using a minimum of 5 gallons of water per acre. <p>USE RESTRICTIONS</p> <ul style="list-style-type: none"> • Do not apply more than 42.0 fluid ounces (0.42 lb ai) per acre per growing season. • Do not make more than 2 applications per growing season. • Allow at least 14 days between applications. • Preharvest interval (PHI): 14 days
Fleahopper	17.0 to 21.0 fl oz/acre (0.17 to 0.21 lb ai/acre)	
Thrips Armyworms* Bollworms* Pink bollworm* Plant bugs* Stink bugs* Tobacco budworm* Whiteflies*	21.0 fl oz/acre (0.21 lb ai/acre)	
*suppression only		

Cucurbit Vegetables (Crop Group 9)

chayote (fruit); Chinese waxgourd (Chinese preserving melon); citron melon; cucumber; gherkin; gourd, edible (includes hyotan, cucuzza, hechima, Chinese okra); *Momordica* spp (includes balsam apple, balsam pear, bitter melon, Chinese cucumber); muskmelon (hybrids and/or cultivars of *Cucumis melo*) (includes true cantaloupe, cantaloupe, casaba, crenshaw melon, golden pershaw melon, honeydew melon, honey balls, mango melon, Persian melon, pineapple melon, Santa Claus melon, and snake melon); pumpkin; squash, summer (includes crookneck squash, scallop squash, straightneck squash, vegetable marrow, zucchini); squash, winter (includes butternut squash, calabaza, hubbard squash, acorn squash, spaghetti squash); watermelon (includes hybrids and/or varieties of *Citrullus lanatus*)

Pest	Rate/Acre	Use Directions
Leafhoppers Aphids Flea beetles Thrips Powdery mildew Armyworm* Cucumber beetle* Melonworm* Pickleworm* Whitefly* Downy mildew* *suppression only	14.0 to 21.0 fl oz/acre (0.14 to 0.21 lb ai/acre)	<p>USE RESTRICTIONS</p> <ul style="list-style-type: none"> • Apply by ground only, using a minimum of 20 gallons of water per acre. • Do not apply by air on cucurbits. • Do not apply more than 42.0 fluid ounces (0.42 lb ai) per acre per crop cycle. • Do not make more than 2 applications per crop cycle. • Do not make more than 4 applications per year. • Allow at least 14 days between applications. • Preharvest interval (PHI): 1 day
	17.0 to 21.0 fl oz/acre (0.17 to 0.21 lb ai/acre)	
	21.0 fl oz/acre (0.21 lb ai/acre)	

Fruiting Vegetable (Crop Group 8-10)

African eggplant; bush tomato; cocona; currant tomato; eggplant; garden huckleberry; goji berry; groundcherry; martynia; naranjilla; okra; pea eggplant; pepino; pepper, bell; pepper, nonbell; roselle; scarlet eggplant; sunberry; tomatillo; tomato; tree tomato; cultivars, varieties, and/or hybrids of these

Pest	Rate/Acre	Use Directions
<p>Broad mite Colorado potato beetle Diamondback moth Leafhoppers</p> <p>Aphids Flea beetle Pepper weevil Psyllids tomato, potato</p> <p>Thrips</p> <p>Armyworms* Cutworm species* European corn borer* Garden webworm* Lyriomyza leafminers* Melonworm* Pickleworm* Plantbugs* Rindworm species* Saltmarsh caterpillar* Southwestern corn borer* Tobacco budworm* Tobacco hornworm* Tomato fruitworm* Tomato hornworm* Tomato pinworm* Whitefly* Powdery mildew* Downy mildew*</p> <p>*suppression only</p>	<p>14.0 to 21.0 fl oz/acre (0.14 to 0.21 lb ai/acre)</p> <p>17.0 to 21.0 fl oz/acre (0.17 to 0.21 lb ai/acre)</p> <p>21.0 fl oz/acre (0.21 lb ai/acre)</p>	<p>USE RESTRICTIONS</p> <ul style="list-style-type: none"> • Apply by ground only, using a minimum of 20 gallons of water per acre. • Do not apply by air on fruiting vegetables. • Do not apply more than 42.0 fluid ounces (0.42 lb ai) per acre per crop cycle. • Do not make more than 2 applications per crop cycle. • Do not make more than 4 applications per year. • Allow at least 14 days between applications. • Preharvest interval (PHI): 1 day

Grape - raisin; table; wine (limited to states of California, Oregon, Washington)		
Pest/Disease	Rate/Acre	Use Directions
Leafhoppers	12.0 to 21.0 fl oz/acre (0.12 to 0.21 lb ai/acre)	<i>USE RESTRICTIONS</i> <ul style="list-style-type: none"> • Do not apply by air on grapes. • Apply by ground only, using a minimum of 50 gallons of water per acre. • Do not apply more than 41.0 fluid ounces (0.41 lb ai) per acre per growing season. • Do not make more than 2 applications per growing season. • Allow at least 14 days between applications. • Preharvest interval (PHI): 7 days
Grape berry moth Leaffolders Leafrollers Mealybugs Thrips	21.0 to 27.0 fl oz/acre (0.21 to 0.27 lb ai/acre)	
Japanese beetle adults (topical application) Grapeleaf skeletonizer* Powdery mildew* *suppression only	24.0 to 27.0 fl oz/acre (0.24 to 0.27 lb ai/acre)	

Leafy Vegetables (Except Brassica Vegetables) (Crop Group 4) amaranth (leafy amaranth, Chinese spinach, tampala); arugula (roquette); cardoon; celery; celery, Chinese; celtuce; chervil; chrysanthemum, edible-leaved; chrysanthemum, garland; corn salad; cress, garden; cress, upland; dandelion; dock (sorrel); endive (escarole); fennel, Florence (finocchio); lettuce, head and leaf; orach; parsley; purslane, garden; purslane, winter; radicchio (red chicory); rhubarb; spinach; spinach, New Zealand; spinach, vine; Swiss chard		
Pest/Disease	Rate/Acre	Use Directions
Leafhoppers	14.0 to 21.0 fl oz/acre (0.14 to 0.21 lb ai/acre)	<ul style="list-style-type: none"> Apply by ground using a minimum of 20 gallons of water per acre. Apply by air using a minimum of 5 gallons of water per acre.
Aphids (excluding lettuce aphid) Flea beetle	17.0 to 21.0 fl oz/acre (0.17 to 0.21 lb ai/acre)	<p>USE RESTRICTIONS</p> <ul style="list-style-type: none"> Do not apply by air on leafy vegetables in TX or East of the Mississippi River. Do not apply at least fourteen (14) days after emergence or after transplanting to allow time for root establishment. This period of time should be extended if conditions at time of emergence or transplanting are not favorable to crop growth.
Thrips Powdery mildew Armyworms* Corn earworm* Cutworm species* European corn borer* Imported cabbageworm* Tobacco budworm* Tomato hornworm* Whiteflies* Downy mildew* * suppression only	21.0 fl oz/acre (0.21 lb ai/acre)	<ul style="list-style-type: none"> Do not apply more than 42.0 fl. oz. (0.42 lb ai) per acre per crop cycle. Do not make more than 2 applications per crop cycle. Do not make more than 4 applications per year. Allow at least 14 days between applications. Preharvest interval (PHI): 1 day <p>USE RECOMMENDATIONS</p> <p>DISEASES</p> <ul style="list-style-type: none"> Begin applications prior to onset of disease. Use of an agriculturally approved non-ionic surfactant at 0.25% v/v may improve disease control. If weather conditions remain conducive to disease development, apply another registered fungicide product with a different mode of action 7 to 10 days later. Consult local extension recommendations or your agricultural consultant for information specific to your area.

Pome Fruit (Crop Group 11-10) apple; azarole; crabapple; loquat; mayhaw; Hook. & Arn., and <i>C. rufula</i> Sarg; medlar; pear; pear, Asian; quince; quince, Chinese; quince, Japanese; tejocote; cultivars, varieties, and/or hybrids of these		
Pest	Rate/Acre	Use Directions
Katydid Leafhoppers	14.0 to 21.0 fl oz/acre (0.14 to 0.21 lb ai/acre)	USE RESTRICTIONS <ul style="list-style-type: none"> • Apply by ground only, using a minimum of 100 gallons of water per acre. • Do not apply by air on pome fruit. • Do not apply more than 54.0 fl oz (0.54 lb ai) per acre per year. • Do not make more than 2 applications per year. • Allow at least 14 days between applications. • Preharvest interval (PHI): 14 days
Aphids (excluding woolly apple aphid)	17.0 to 21.0 fl oz/acre (0.17 to 0.21 lb ai/acre)	
Apple maggot Leafrollers Mealybugs Pear psylla Pear rust mite Plum curculio Thrips	21.0 to 27.0 fl oz/acre (0.21 to 0.27 lb ai/acre)	
Codling moth* Powdery mildew*		
*suppression only		

Potato		
Pest	Rate/Acre	Use Directions
Colorado potato beetle Leafhoppers	14.0 to 21.0 fl oz/acre (0.14 to 0.21 lb ai/acre)	<ul style="list-style-type: none"> • Apply by ground using a minimum of 20 gallons of water per acre. • Apply by air using a minimum of 5 gallons of water per acre. • See CHEMIGATION statement in Application Directions.
Aphids Potato psyllid Thrips	17.0 to 21.0 fl oz/acre (0.17 to 0.21 lb ai/acre)	<p>USE RESTRICTIONS</p> <ul style="list-style-type: none"> • Do not apply more than 42.0 fluid ounces (0.42 lb ai) per acre per crop cycle. • Do not make more than 2 applications per crop cycle. • Allow at least 14 days between applications. • Preharvest interval (PHI): 14 days

Stone Fruit (Crop Group 12-12); Persimmon; Pomegranate		
apricot; apricot, Japanese; capulin; cherry, black; cherry, Nanking; cherry, sweet; cherry, tart; Jujube, Chinese; nectarine; peach; persimmon; plum; plum, American; plum, beach; plum, Canada; plum, cherry; plum, Chickasaw; plum, Damson; plum, Japanese; plum, Klamath; plum, prune; plumcot; pomegranate; sloe; cultivars, varieties, and/or hybrids of these		
Pest/Disease	Rate/Acre	Use Directions
Cherry fruit fly Katydid Leafhoppers	14.0 to 27.0 fl oz/acre (0.14 to 0.27 lb ai/acre)	USE RESTRICTIONS <ul style="list-style-type: none"> • Do not apply by air on stone fruit. • Apply by ground only, using a minimum of 50 gallons of water per acre. • Do not apply by Alternate Row Middle (ARM) spray method • Do not apply more than 54.0 fluid ounces (0.54 lb ai) per acre per growing season. • Do not make more than 2 applications per growing season. • Allow at least 10 days between applications. • Preharvest interval (PHI): 14 days
Aphids	17.0 to 27.0 fl oz/acre (0.17 to 0.27 lb ai/acre)	
Apple maggot Leafrollers Mealybugs Plum curculio Green fruitworm* Peach twig borer* Spotted wing drosophila* Stink bugs* Thrips* Powdery mildew* * suppression only	21.0 to 27.0 fl oz/acre (0.21 to 0.27 lb ai/acre)	

Tree Nut (Crop Group 14-12)

African nut-tree; almond; beechnut; Brazil nut; Brazilian pine; bunya; bur oak; butternut; Cajou nut; candlenut; cashew; chestnut; chinquapin; coconut; coquito nut; dika nut; ginkgo; Guiana chestnut; hazelnut (filbert); heartnut; hickory nut; Japanese horse-chestnut; macadamia nut; mongongo nut; monkey-pot; monkey puzzle nut; Okari nut; Pachira nut; peach palm nut; pecan; pequi; Pili nut; pine nut; pistachio; Sapucaia nut; tropical almond; walnut, black; walnut, English; yellowhorn; cultivars, varieties, and/or hybrids of these

Pest	Rate/Acre	Use Directions
Aphids	17.0 to 27.0 fl oz/acre (0.17 to 0.27 lb ai/acre)	<p>USE RESTRICTIONS</p> <ul style="list-style-type: none"> • Do not apply by air on tree nuts. • Maintain a minimum of 25 feet of vegetative filter (buffer) strip. • Apply by ground only, using a minimum of 50 gallons of water per acre. • Do not apply by Alternate Row Middle (ARM) spray method
Hickory shuckworm Leafrollers Mealybugs Pecan nut casebearer Navel orangeworm* Peach twig borer* Plant bugs* Stink bugs* * suppression only	21.0 to 27.0 fl oz/acre (0.21 to 0.27 lb ai/acre)	<ul style="list-style-type: none"> • Do not apply more than 27.0 fluid ounces (0.27 lb ai) per acre per growing season. • Do not make more than 1 application per growing season. • Preharvest interval (PHI): 14 days

STORAGE AND DISPOSAL

Do not contaminate water, food, or feed by storage or disposal.

PESTICIDE STORAGE: Store in original container, and keep tightly closed when not in use. Store in a cool, dry place.

PESTICIDE DISPOSAL: Wastes resulting from the use of this product must be disposed of on site or at an approved waste disposal facility.

CONTAINER HANDLING:

[Nonrefillable plastic container (Less than 5 gallons)]

Nonrefillable container. Do not reuse or refill this container. Clean container promptly after emptying. Triple rinse as follows: Empty the remaining contents into application equipment or a mix tank and drain for 10 seconds after the flow begins to drip. Fill the container $\frac{1}{4}$ full with water and recap. Shake for 10 seconds. Pour rinsate into application equipment or a mix tank or store rinsate for later use or disposal. Drain for 10 seconds after the flow begins to drip. Repeat this procedure two more times. Then offer for recycling if available, or reconditioning if appropriate, or puncture and dispose of in a sanitary landfill, or by other procedures approved by state and local authorities.

[Nonrefillable plastic container (Greater than 5 gallons)]

Nonrefillable container. Do not reuse or refill this container. Clean container promptly after emptying. Triple Rinse as follows: Empty the remaining contents into application equipment or a mix tank. Fill the container $\frac{1}{4}$ full with water. Replace and tighten closures. Tip container on its side and roll it back and forth, ensuring at least one complete revolution, for 30 seconds. Stand the container on its end and tip it back and forth several times. Turn the container over onto its other end and tip it back and forth several times. Empty the rinsate into application equipment or a mix tank or store rinsate for later use or disposal. Repeat this procedure two more times.

Pressure rinse as follows: Empty the remaining contents into application equipment or a mix tank and continue to drain for 10 seconds after the flow begins to drip. Hold container upside down over application equipment or a mix tank or collect rinsate for later use or disposal. Insert pressure rinsing nozzle in the side of the container, and rinse at about 40 PSI for at least 30 seconds. Drain for 10 seconds after the flow begins to drip.

Then offer for recycling if available, or reconditioning if appropriate, or puncture and dispose of in a sanitary landfill, or by other procedures approved by state and local authorities.

[Refillable plastic container]

Refillable container. Refill this container with pesticide only. Do not reuse this container for any other purpose. Cleaning the container before final disposal is the responsibility of the person disposing of the container. Cleaning before refilling is the responsibility of the refiller. To clean the container before final disposal, empty the remaining contents from this container into application equipment or a mix tank. Fill the container about 10 percent full with water. Agitate vigorously or recirculate water with the pump for 2 minutes. Pour or pump rinsate into application equipment or rinsate collection system. Repeat this rinsing procedure two more times. Return to point of sale. Then offer for recycling if available, or reconditioning if appropriate, or puncture and dispose of in a sanitary landfill, or by other procedures approved by state and local authorities.

In case of fire or spills, information may be obtained by calling 1-800-424-9300.

IMPORTANT: READ BEFORE USE

By using this product, user or buyer accepts the following conditions, warranty, disclaimer of warranties and limitations of liability.

CONDITIONS: The directions for use of this product are believed to be accurate and must be followed carefully. However, because of extreme weather and soil conditions, use methods and other factors beyond the control of Nichino America, Inc. (NAI), it is impossible for NAI to eliminate all risks associated with the use of this product. As a result, crop injury or ineffectiveness is always possible. To the extent consistent with applicable law, all such risks are assumed by the user or buyer.

DISCLAIMER OF WARRANTIES: TO THE EXTENT CONSISTENT WITH APPLICABLE LAW, THERE ARE NO WARRANTIES, EXPRESS OR IMPLIED, OF MERCHANTABILITY OR OF FITNESS FOR A PARTICULAR PURPOSE OR OTHERWISE, WHICH EXTEND BEYOND THE STATEMENTS MADE ON THIS LABEL. No agent of NAI is authorized to make any warranties beyond those contained herein or to modify the warranties contained herein. To the extent consistent with applicable law, NAI disclaims any liability whatsoever for incidental or consequential damages, including, but not limited to, liability arising out of breach of contract, express or implied warranty (including warranties of merchantability and fitness for a particular purpose), tort, negligence, strict liability or otherwise.

LIMITATIONS OF LIABILITY: TO THE EXTENT CONSISTENT WITH APPLICABLE LAW, THE EXCLUSIVE REMEDY OF THE USER OR BUYER FOR ANY AND ALL LOSSES, INJURIES OR DAMAGES RESULTING FROM THE USE OR HANDLING OF THIS PRODUCT, WHETHER IN CONTRACT, WARRANTY, TORT, NEGLIGENCE, STRICT LIABILITY OR OTHERWISE, SHALL NOT EXCEED THE PURCHASE PRICE PAID, OR AT THE ELECTION OF NICHINO AMERICA, THE REPLACEMENT OF PRODUCT.

©2018 Nichino America, Inc. Hachi-Hachi, and Torac are registered trademarks of Nichino America, Inc.

TOLFENPYRAD	GROUP	21A	INSECTICIDE
	GROUP	39	FUNGICIDE

NICHINO AMERICA®

TOLFENPYRAD 15EC Insecticide

{Note to Reviewer: One of the product descriptions below will appear on the final printed product label}

[For Use on Indoor Greenhouse and Outdoor Ornamental Plants]

[For the Control of Aphids, Coleopteran Insects, Leafhoppers, Lepidopteran Insects, Mealybugs, Scale, and Thrips on Indoor Greenhouse and Outdoor Ornamental Plants]

ACTIVE INGREDIENT:

Tolfenpyrad

1H-Pyrazole-5-carboxamide, 4-chloro-3-ethyl-1-methyl-N-[[4-(4-methylphenoxy)phenyl]methyl]-15.0%

OTHER INGREDIENTS: **85.0%**

TOTAL **100.0%**

Contains 1.29 lbs active ingredient per U.S. gallon

*Contains petroleum distillates

EPA Reg. No. 71711-31

EPA Est. No. _____

KEEP OUT OF REACH OF CHILDREN

WARNING - AVISO

Si usted no entiende la etiqueta, busque a alguien para que se la explique a usted en detalle.

(If you do not understand the label, find someone to explain it to you in detail.)

FIRST AID	
	•
If swallowed	<ul style="list-style-type: none"> • Call a poison control center or doctor immediately for treatment advice. • Have person sip a glass of water if able to swallow. • Do not induce vomiting unless told to do so by a poison control center or doctor. • Do not give anything by mouth to an unconscious person.
If on skin or clothing	<ul style="list-style-type: none"> • Take off contaminated clothing. • Rinse skin immediately with plenty of water for 15-20 minutes. • Call a poison control center or doctor for treatment advice.
If in eyes	<ul style="list-style-type: none"> • Hold eye open and rinse slowly and gently with water for 15-20 minutes. • Remove contact lenses, if present, after the first 5 minutes, then continue rinsing. • Call a poison control center or doctor for treatment advice.
If inhaled	<ul style="list-style-type: none"> • Move person to fresh air. • If person is not breathing, call 911 or an ambulance; then give artificial respiration, preferably mouth-to-mouth, if possible. • Call a poison control center or doctor for further treatment advice.
HOTLINE NUMBER	
Have the product container or label with you when calling a poison control center or doctor, or going for treatment. For additional information on this pesticide product, including human health concerns and medical emergencies, call 1-800-348-5832 for emergency medical treatment information.	
NOTE TO PHYSICIAN: There is no specific antidote. All treatments should be based on observed signs and symptoms of distress in the patient. Overexposure to materials other than this product may have occurred.	

Net Contents: _____

[Manufactured in ____] [formulated in ____] [and] [packaged in ____] for:

NICHINO AMERICA, INC.
4550 Linden Hill Road suite 501
Wilmington, DE 19808
888-740-7700

[See attached booklet for First Aid, Precautionary Statements, and Directions for Use]

[See inside booklet for First Aid, Precautionary Statements, and Directions for Use]

PRECAUTIONARY STATEMENTS
HAZARDS TO HUMANS AND DOMESTIC ANIMALS
WARNING - AVISO

May be fatal if swallowed. Causes skin irritation. Causes substantial but temporary eye injury. Harmful if absorbed through skin. Harmful if inhaled. Avoid breathing the spray mist. Do not get in eyes, on skin or clothing. Remove and wash contaminated clothing before reuse. Wash thoroughly with soap and water after handling and before eating, drinking, chewing gum, using tobacco, or using the toilet.

Personal Protective Equipment (PPE)

Applicators and other handlers must wear:

- Long-sleeved shirt and long pants
- Chemical-resistant gloves made of material such as barrier laminate or Viton® ≥ 14 mils.
- Chemical-resistant footwear plus socks
- Protective eyewear (goggles, face-shield or safety glasses)
- When mixing and loading wear a chemical-resistant apron

See **Engineering Controls**.

Follow the manufacturer's instructions for cleaning/maintaining PPE. If no such instructions for washables exist, use detergent and hot water. Keep and wash PPE separately from other laundry.

ENGINEERING CONTROLS STATEMENT

When handlers use closed systems, enclosed cabs, or aircraft in a manner that meets the requirements listed in the Worker Protection Standard (WPS) for agricultural pesticides [40 CFR 170.240 (d) (4–6)], the handler PPE requirements may be reduced or modified as specified in the WPS.

User Safety Recommendations

Users should:

- Wash thoroughly with soap and water after handling and before eating, drinking, chewing gum, using tobacco, or using the toilet.
- Remove clothing/PPE immediately if pesticide gets inside. Then wash thoroughly and put on clean clothing.
- Remove PPE immediately after handling this product. Wash the outside of gloves before removing. As soon as possible, wash thoroughly and change into clean clothing.
- Discard clothing and personal protective equipment that cannot be reused, including clothing and other absorbent materials that have been drenched or thoroughly contaminated with this product's concentrate.
- Wash clothing and personal protective equipment (including both the inside and outside of gloves) before each day of reuse according to manufacturer's directions or, if no such directions exist, in detergent and hot water. Keep and wash PPE separately from other laundry.

ENVIRONMENTAL HAZARDS

This pesticide is very highly toxic to fish and aquatic invertebrates.

For terrestrial uses, do not apply directly to water, or to areas where surface water is present, or to intertidal areas below the mean high water mark. Do not apply when weather conditions favor drift from treated areas. Drift and runoff may be hazardous to aquatic organisms in water adjacent to treated areas. Do not contaminate water when cleaning equipment or disposing of equipment washwaters.

This product is highly toxic to bees and other pollinating insects exposed to direct treatment or residues on blooming ornamental plants or weeds. **Do not apply this product or allow it to drift to blooming plants or weeds if bees or other pollinating insects are visiting the treatment area.** Application must be made at least 8 hours prior to bees foraging.

This product may impact surface water quality due to runoff of rainwater. This is especially true for poorly draining soils and soils with shallow groundwater. This product is classified as having medium to high potential for reaching both surface water and aquatic sediment via runoff for several weeks after application. A level, well-maintained vegetative filter (buffer) strip between areas to which this product is applied and surface water features such as ponds, streams, and springs will reduce the potential loading of this chemical from runoff water and sediment. Runoff of this product will be reduced by avoiding applications when rainfall is forecasted to occur within 48 hours. Sound erosion control practices will reduce this product's potential to reach aquatic sediment via runoff.

PROTECTION OF POLLINATORS



APPLICATION RESTRICTIONS EXIST FOR THIS PRODUCT BECAUSE OF RISK TO BEES AND OTHER INSECT POLLINATORS. FOLLOW APPLICATION RESTRICTIONS FOUND IN THE DIRECTIONS FOR USE TO PROTECT POLLINATORS.

This product can kill bees and other insect pollinators.

Bees and other insect pollinators will forage on plants when they flower, shed pollen, or produce nectar.

Bees and other insect pollinators can be exposed to this pesticide from:

- Direct contact during foliar applications or contact with residues on plant surfaces after foliar applications.
- Ingestion of residues in nectar and pollen when the pesticide is applied as a seed treatment, soil, tree injection, as well as foliar applications.

When using this product, take steps to:

- Minimize exposure of this product to bees and other insect pollinators when they are foraging on pollinator attractive plants around the application site.
- Minimize drift of this product onto beehives or to off-site pollinator attractive habitat. Drift of this product onto beehives or off-site to pollinator attractive habitat can result in bee kills.

Information on protecting bees and other insect pollinators may be found at the Pesticide Environmental Stewardship website at:

<http://pesticidestewardship.org/PollinatorProtection/Pages/default.aspx>.

Pesticide incidents (for example, bee kills) should immediately be reported to the state/tribal lead agency. For contact information for your state, go to: www.aapco.org/officials.html. Pesticide incidents should also be reported to the National Pesticide Information Center at: www.npic.orst.edu or directly to EPA at: beekill@epa.gov

ENDANGERED SPECIES RESTRICTIONS

This product may pose a hazard to endangered aquatic species. Follow all use directions.

PHYSICAL OR CHEMICAL HAZARDS

Do not use or store near heat or open flame

DIRECTIONS FOR USE

It is a violation of Federal law to use this product in a manner inconsistent with its labeling.

Do not apply this product in a way that will contact workers or other persons, either directly or through drift. Only protected handlers may be in the area during application. For any requirements specific to your state or tribe, consult the state or tribal agency responsible for pesticide regulation.

Use of this product in residential areas is prohibited.



COMMERCIALY GROWN ORNAMENTALS NOT UNDER CONTRACT FOR POLLINATION SERVICES BUT ARE ATTRACTIVE TO POLLINATORS

Do not apply this product while bees are foraging. Do not apply this product until flowering is complete and all petals have fallen unless one of the following conditions is met:

- The application is made to the target site after sunset.
- The application is made to the target site when temperatures are below 55°F.
- The application is made in accordance with a government-initiated public health response.
- The application is made in accordance with an active state-administered apiary registry program where beekeepers are notified no less than 48-hours prior to the time of the planned application so that the bees can be removed, covered or otherwise protected prior to spraying
- The application is made due to an imminent threat of significant crop loss and a documented determination consistent with an IPM plan or predetermined economic threshold is met. Every effort should be made to notify beekeepers no less than 48 hours prior to the time of the planned application so that the bees can be removed, covered, or otherwise protected prior to spraying.

AGRICULTURAL USE REQUIREMENTS

Use this product only in accordance with its labeling and with the Worker Protection Standard, 40 CFR Part 170. This Standard contains requirements for the protection of agricultural workers on farms, forests, nurseries, and greenhouses, and handlers of agricultural pesticides. It contains requirements for training, decontamination, notification, and emergency assistance. It also contains specific instructions and exceptions pertaining to the statements on this label about personal protective equipment (PPE) and restricted-entry interval. The requirements in this box only apply to uses of this product that are covered by the Worker Protection Standard. Do not enter or allow worker entry into treated areas during the restricted entry interval (REI) of 12 hours.

For early entry into treated areas that is permitted under the Worker Protection Standard and that involves contact with anything that has been treated, such as plants, soil, or water, wear:

- Coveralls worn over short-sleeved shirt and short pants
- Chemical-resistant gloves made of material such as barrier laminate or Viton® ≥ 14 mils
- Chemical-resistant footwear plus socks
- Protective eyewear (goggles, face-shield or safety glasses)

USE INFORMATION

TOLFENPYRAD 15EC insecticide is a emulsifiable concentrate containing 1.29 lbs of active ingredient tolfenpyrad per gallon. This product is a contact insecticide used for the control of several orders of insects. Complete and thorough spray coverage is necessary for maximum results. TOLFENPYRAD 15EC insecticide should be used in a program with other products to provide season long protection. Apply as a spray as directed in the **Application Directions** section of this label.

Mix with sufficient water and apply as a foliar spray to obtain uniform coverage. Adjust water volumes and tractor speed accordingly for ornamental plants with dense foliage or excessive growth. Unless otherwise specified under **Application Directions**, apply when pest populations are beginning to build, before plant damage or injury is observed. Consult your local agricultural advisor or state cooperative extension service for recommendations.

DIRECTIONS FOR USE OF TOLFENPYRAD 15EC INSECTICIDE AS A FUNGICIDE

For ornamental plants and diseases where the level of activity of TOLFENPYRAD 15EC insecticide is listed as “control”, this product may be used alone as a contact fungicide or mixed with other registered fungicide products to broaden spectrum of disease control. For plants and diseases where the level of activity of TOLFENPYRAD 15EC insecticide is listed as “suppression”, this product should NOT be substituted for labeled fungicidal products.

APPLICATION DIRECTIONS

- Applications should be made immediately after the spray solution is prepared.
- Thorough spray coverage is critical to obtain control of the target pest(s).
- Applications may be made by ground with high or low volume spray equipment that provides thorough spray coverage of the plant.
- Use sufficient water volume to ensure thorough coverage of foliage

RESTRICTIONS

- **Do not spray to the point of runoff.**
- **Do not allow pesticide to enter or run off into public waterways, sewers, or drains.**
- **Do not apply TOLFENPYRAD 15EC insecticide through any type of irrigation system.**
- **Not for sale into, distribution, and/or use in New York state.**

SPRAY ADJUVANTS

For maximum performance, the use of an agricultural spray adjuvant with TOLFENPYRAD 15EC insecticide is recommended to increase spray coverage of the plants and pests being treated. Select an adjuvant that is labeled for agricultural use and follow its use directions.

USE RESTRICTIONS FOR ORNAMENTAL CROPS

- Do not apply this product in residential areas.
- Do not apply this product as a smoke or aerosol.
- In Florida, do not use on bearing or nonbearing commercial fruit trees and vines.
- Do not use this product through any type of irrigation system.

USE LIMITATIONS AND PRECAUTIONS FOR ORNAMENTAL CROPS

- Do not apply to *Salvia* spp., *Impatiens* spp., *Gypsophila* spp. and New Guinea impatiens due to potential plant injury.
- Do not apply to Poinsettias with bracts with color.

RESISTANCE MANAGEMENT

For resistance management, Tolfenpyrad 15EC insecticide contains a Group 21A insecticide. Any insecticide population may contain individuals naturally resistant to Tolfenpyrad 15 EC Inseticide and other Group 21A insecticides. The resistant individuals may dominate the insect population if this group of insecticides are used repeatedly in the same fields. Appropriate resistance-management strategies should be followed.

To delay insecticide/acaricide resistance, take the following steps:

- Rotate the use of Tolfenpyrad 15EC Insecticide or other Group 21A insecticides within a growing season, or among growing seasons, with different groups that control the same pests.
- Use tank mixtures with insecticides from a different group that are equally effective on the target pest when such use is permitted. Do not rely on the same mixture repeatedly for the same pest population. Consider any known cross-resistance issues (for the targeted pests) between the individual components of a mixture. In addition, consider the following recommendations provided by the Insecticide Resistance Action Committee (IRAC):
 - Individual insecticides selected for use in mixtures should be highly effective and be applied at the rates at which they are individually registered for use against the target species.
 - Mixtures with components having the same IRAC mode of action classification are not recommended for insect resistance management.
 - When using mixtures, consider any known cross-resistance issues between the individual components for the targeted pest(s).
 - Mixtures become less effective if resistance is already developing to one or both active ingredients, but they may still provide pest management benefits.
 - The insect resistance management benefits of an insecticide mixture are greatest if the two components have similar periods of residual insecticidal activity. Mixtures of insecticides with unequal periods of residual insecticide activity may offer an insect resistance management benefit only for the period where both insecticides are active.
- Adopt an integrated pest management program for insecticide/acaricides use that includes scouting, uses historical information related to pesticide use, crop rotation, record keeping, and which considers cultural, biological and other chemical control practices.
- Monitor after application for unexpected target pest survival. If the level of survival suggests the presence of resistance, consult with your local university specialist or certified pest control advisor.
- Contact your local extension specialist or certified crop advisors for any additional pesticide resistance-management and/or IPM recommendations for the specific site and pest problems in your area.
- For further information or to report suspected resistance contact Nichino America representatives at 888-740-7700.

MIXING DIRECTIONS

Shake well before using. Read and follow all label directions for each tankmix product prior to any tank mixing with TOLFENPYRAD 15EC insecticide. This product can be mixed with other registered pesticides for use on labeled crops or sites, in accordance with the most restrictive use directions and precautions. Do not exceed any labeled dose rate.

TOLFENPYRAD 15EC insecticide is physically and biologically compatible with many registered pesticides, fertilizers or micronutrients. Contact your supplier for advice when considering mixing TOLFENPYRAD 15EC insecticide with other pesticides, fertilizers or micronutrients. If you have no

experience with the combination you are considering, you should conduct a test to determine physical compatibility. To determine physical compatibility, add the recommended proportions of each chemical with the same proportion of water, as will be present in the chemical supply tank, into a suitable container, mix thoroughly and allow to stand for five minutes. If the combination remains mixed, or can be readily re-mixed, the mixture is considered physically compatible.

TOLFENPYRAD 15EC Insecticide Alone: Begin with clean equipment. Fill spray tank with $\frac{3}{4}$ of the amount of water needed for the intended application and then turn on agitation. Pour recommended amount of product on the surface of water in the spray tank. Add the remaining water volume to the spray tank with agitation running. Keep agitation running during filling and spraying operations. If spraying must be stopped before emptying the sprayer, resume agitation before spraying the remainder of the load.

TOLFENPYRAD 15EC Insecticide Tank Mixtures: It is the pesticide user's responsibility to ensure that all products are registered for the intended use. Users must follow the most restrictive directions for use and precautionary statements of each product in the tank mixture. Begin with clean equipment. Fill spray tank with $\frac{3}{4}$ of the amount of water needed for the intended application and turn on agitation. If using a buffering agent, add after filling the tank with $\frac{3}{4}$ amount of water.

Add the recommended amount of tankmix products in the following order while maintaining agitation:

- 1) products in water soluble packets
- 2) wettable powders
- 3) water dispersible granulars and/or soluble powders
- 4) flowable liquids (including TOLFENPYRAD 15EC insecticide)
- 5) emulsifiable concentrate
- 6) adjuvants and/or oils
- 7) remaining amount of water to achieve the desired level

COMPATIBILITY STATEMENT REGARDING CERTAIN FUNGICIDE PRODUCTS

Tolfenpyrad 15EC insecticide has been found to be compatible in mixes with several different fungicide products and has been found to be safe to labeled ornamental plants under most conditions. However, care should be taken when applying Tolfenpyrad 15EC insecticide in tankmixes with fungicide products in FRAC Group 3 (sterol biosynthesis inhibitors) and FRAC Group 11 (QoI) if environmental conditions are known to be conducive to adverse plant response to those products.

USE ON ORNAMENTAL PLANTS

ORNAMENTAL PLANTS: Tolfenpyrad 15EC insecticide is recommended for use on ornamental plants. The use directions of this product are based on the results of product testing programs on a wide variety of ornamental plants. However, it is impossible to test this product on all species and cultivars. The phytotoxicity of **Tolfenpyrad 15EC** insecticide has been assessed on a wide variety of common ornamental plants with no phytotoxic effects. However, not all plant species and their varieties and cultivars have been tested with possible tank mix combinations, sequential pesticide treatments, and adjuvants and surfactants. Local conditions also can influence crop tolerance and may not match those under which testing has been conducted. **Therefore, before using Tolfenpyrad 15EC insecticide for commercial applications, the user must test the product on a sample of the crop to be treated to ensure that a phytotoxic response will not occur as a result of applications.**

Tolfenpyrad 15EC insecticide works primarily through contact action, so good spray coverage is necessary for control of listed insects on the label. Applications should be made immediately after the solution is prepared. Under severe insect pressure, use the maximum rates and the shorter spray interval as specified on the label. Dense foliage or excessive growth will often prevent adequate coverage; adjust spray volumes accordingly. Mix with sufficient water and apply as a foliar spray to obtain uniform coverage. Treat plants when pests are immature or at a susceptible stage and populations are building, before plant damage occurs.

Applications may be made with high or low volume spray equipment that provides thorough coverage of the plant. Apply with properly calibrated spray equipment. A wetting agent or other spray adjuvant approved for use on the plant may be added to spray solutions according to the manufacturer's use instructions to achieve optimum control.

Though Tolfenpyrad 15EC insecticide has been tested on a wide variety of common finished greenhouse plants (see table 1) plant injury is always possible due to the varying environmental conditions under which this product may be applied. Young herbaceous ornamental plants such as bedding plant plugs may be more susceptible than mature plants. **Do not tankmix unless you first test Tolfenpyrad 15EC insecticide on a small area under local conditions and with the representative use (e.g. plant size, tankmixes, with fungicides, etc.) prior to any commercial application. If any sign of plant damage or phytotoxicity occurs during the small-scale test, do not make commercial applications of Tolfenpyrad 15EC to that plant.**

Table 1. List of Plant Species Tested for Sensitivity to Tolfenpyrad 15EC Insecticide¹

Common Name	Scientific Name
Arrowwood	<i>Viburnum spp.</i>
Ash	<i>Fraxinus spp.</i>
Cherry	<i>Prunus spp.</i>
Chrysanthemum	<i>Chrysanthemum spp.</i>
Coleus	<i>Solenostemon spp.</i>
Evening Primrose	<i>Oenothera spp.</i>
Gerbera (Transvaal Daisy)	<i>Gerbera spp.</i>
Gladiolus	<i>Gladiolus spp.</i>
Lantana (Yellow Sage)	<i>Lantana camera</i>
Marigold	<i>Tagetes spp.</i>
Moss Rose	<i>Portulaca spp.</i>
Petunia ²	<i>Petunia spp.</i>
Poinsettia ³	<i>Euphorbia pulcherrima</i>
Schefflera	<i>Brassaia actinophylla</i>
Yew	<i>Taxus media</i>

¹ Local conditions can influence plant tolerance and may not match those under which these species were tested. Before using **Tolfenpyrad 15EC** insecticide for commercial applications, test the product on a small sample of the ornamental plant to be treated with a representative plant to ensure plant injury does not occur.

² Direct sprays of **Tolfenpyrad 15EC** insecticide to blooms of some species of Petunia at higher use rates may cause phytotoxicity to existing blooms.

³ Do not apply to poinsettias if bracts with color.

Temporary phytotoxicity may occur to some species of *Ageratum*, *Begonia*, *Colocasia*, *Geranium*, *Ground Orchid (Spathoglottis plicata)*, *Lobelia*, *Marigold (Tagetes spp.)*, *Pansy (flowers)*, *Verbena*, and *Vinca*. Users should test the tolerance of Tolfenpyrad 15EC insecticide under their local conditions and observe these plants for 4 to 7 days prior to broad scale use.

DO NOT APPLY TOLFENPYRAD 15EC INSECTICIDE TO SALVIA SPP., IMPATIENS SPP., GYPSOPHILA SPP., AND NEW GUINEA IMPATIENS DUE TO POTENTIAL PLANT INJURY.

APPLICATION RATE CHART FOR TOLFENPYRAD 15EC INSECTICIDE

Greenhouse ornamental plants EXCEPT cut flowers		
Pest	Dilution Rate FL OZ/100 Gallons	Use Directions
Aphids Leafhoppers Lepidopteran insects (early instars) Mealybugs Soft scale Thrips Whitefly* Powdery mildew* * suppression only	21 to 32 fl oz per 100 gal (0.21 to 0.32 lb ai per 100 gal)	<ul style="list-style-type: none"> • Apply in sufficient water to obtain complete coverage of all plant parts. Applications may be made with high volume or low volume ground equipment only. Spray to the point of runoff. Follow the spray equipment manufacturer's directions to determine the amount of spray solution required to obtain thorough coverage. Consult the spray equipment manufacturer's operator's manual, spray nozzle catalogs and/or your crop advisor for more information. <p>USE RESTRICTIONS</p> <ul style="list-style-type: none"> • Do not apply more than 32 fluid ounces/100 gallons (139 fluid ounces/acre) or 1.36 lb ai/acre or 0.31 lb ai per 10,000 square feet. • Apply no more than 100 gallons of spray solution per 10,000 sq. ft. per application. • 100 gallons of finished spray solution will typically cover 20,000 square feet of greenhouse. • Do not apply more than 2 applications per crop cycle. • Do not apply more than 64 fluid ounces (0.64 lb ai/100 gallons pre crop cycle. • Allow at least 10 days between applications.

Greenhouse ornamental plants grown for cuttings (e.g. cut flowers)		
Pest	Dilution Rate FL OZ/100 Gallons	Use Directions
Aphids Leafhoppers Lepidopteran insects (early instars) Mealybugs Soft scale Thrips Whitefly* Powdery mildew* * suppression only	14 to 32 fl oz per 100 gal (0.14 to 0.32 lb ai per 100 gal)	<ul style="list-style-type: none"> Apply in sufficient water to obtain complete coverage of all plant parts. Applications may be made with high volume or low volume ground equipment only. Follow the spray equipment manufacturer's directions to determine the amount of spray solution required to obtain thorough coverage. Consult the spray equipment manufacturer's operator's manual, spray nozzle catalogs and/or your crop advisor for more information. <p>USE RESTRICTIONS</p> <ul style="list-style-type: none"> The maximum application rate is 1.36 lb ai/acre (139 fluid ounces/acre), or 0.31 lb ai per 10,000 square feet) per application Do not apply more than 100 gallons of spray solution per 10,000 square feet per application. 100 gallons of finished spray solution will typically cover 20,000 square feet. Do not apply more than 2 applications per crop cycle. Do not apply more than 64 fluid ounces (0.64 lb ai) / per 10,000 square feet). Do not apply more than 4 applications per year. Allow at least 10 days between applications.

Outdoor Ornamentals		
In lath and shadehouses; nurseries; landscape ornamentals; ground covers; field- and container-grown ornamentals; non-bearing fruit and nut trees and vines in nurseries; Christmas trees		
Pest	Dilution Rate	Use Directions
Aphids Coleopteran insects (including Japanese and Red-headed flea beetles) Lepidopteran insects (early instars) Leafhoppers Mealybugs Soft scale Thrips Downy mildew* Powdery mildew* Whitefly* *suppression only	14.0 to 27.0 fl oz/per 100 gallons (0.14 to 0.27 lb ai/per 100 gallons)	<ul style="list-style-type: none"> • Apply using a minimum of 100 gallons of solution per acre. <p>USE RESTRICTIONS</p> <ul style="list-style-type: none"> • Do not apply this product in residential areas. • Do not apply by air. • Do not make more than 2 applications per crop per growing season • Do not apply more than 54.0 fluid ounces (0.54 lb ai) per acre per growing season. • Allow at least 10 days between applications

STORAGE AND DISPOSAL

Do not contaminate water, food, or feed by storage or disposal.

PESTICIDE STORAGE: Store in original container, and keep tightly closed when not in use. Store in a cool, dry place.

PESTICIDE DISPOSAL: Wastes resulting from the use of this product must be disposed of on site or at an approved waste disposal facility.

CONTAINER HANDLING:

[Nonrefillable plastic container (Less than 5 gallons)]

Nonrefillable container. Do not reuse or refill this container. Clean container promptly after emptying. Triple rinse as follows: Empty the remaining contents into application equipment or a mix tank and drain for 10 seconds after the flow begins to drip. Fill the container $\frac{1}{4}$ full with water and recap. Shake for 10 seconds. Pour rinsate into application equipment or a mix tank or store rinsate for later use or disposal. Drain for 10 seconds after the flow begins to drip. Repeat this procedure two more times. Then offer for recycling if available, or reconditioning if appropriate, or puncture and dispose of in a sanitary landfill, or by other procedures approved by state and local authorities.

[Nonrefillable plastic container (Greater than 5 gallons)]

Nonrefillable container. Do not reuse or refill this container. Clean container promptly after emptying. Triple Rinse as follows: Empty the remaining contents into application equipment or a mix tank. Fill the container $\frac{1}{4}$ full with water. Replace and tighten closures. Tip container on its side and roll it back and forth, ensuring at least one complete revolution, for 30 seconds. Stand the container on its end and tip it back and forth several times. Turn the container over onto its other end and tip it back and forth several times. Empty the rinsate into application equipment or a mix tank or store rinsate for later use or disposal. Repeat this procedure two more times.

Pressure rinse as follows: Empty the remaining contents into application equipment or a mix tank and continue to drain for 10 seconds after the flow begins to drip. Hold container upside down over application equipment or a mix tank or collect rinsate for later use or disposal. Insert pressure rinsing nozzle in the side of the container, and rinse at about 40 PSI for at least 30 seconds. Drain for 10 seconds after the flow begins to drip.

Then offer for recycling if available, or reconditioning if appropriate, or puncture and dispose of in a sanitary landfill, or by other procedures approved by state and local authorities.

[Refillable plastic container]

Refillable container. Refill this container with pesticide only. Do not reuse this container for any other purpose. Cleaning the container before final disposal is the responsibility of the person disposing of the container. Cleaning before refilling is the responsibility of the refiller. To clean the container before final disposal, empty the remaining contents from this container into application equipment or a mix tank. Fill the container about 10 percent full with water. Agitate vigorously or recirculate water with the pump for 2 minutes. Pour or pump rinsate into application equipment or rinsate collection system. Repeat this rinsing procedure two more times. Return to point of sale. Then offer for recycling if available, or reconditioning if appropriate, or puncture and dispose of in a sanitary landfill, or by other procedures approved by state and local authorities.

In case of fire or spills, information may be obtained by calling 1-800-424-9300.

IMPORTANT: READ BEFORE USE

By using this product, user or buyer accepts the following conditions, warranty, disclaimer of warranties and limitations of liability.

CONDITIONS: The directions for use of this product are believed to be accurate and must be followed carefully. However, because of extreme weather and soil conditions, use methods and other factors beyond the control of Nichino America, Inc. (NAI), it is impossible for NAI to eliminate all risks associated with the use of this product. As a result, crop injury or ineffectiveness is always possible. To the extent consistent with applicable law, all such risks are assumed by the user or buyer.

DISCLAIMER OF WARRANTIES: TO THE EXTENT CONSISTENT WITH APPLICABLE LAW, THERE ARE NO WARRANTIES, EXPRESS OR IMPLIED, OF MERCHANTABILITY OR OF FITNESS FOR A PARTICULAR PURPOSE OR OTHERWISE, WHICH EXTEND BEYOND THE STATEMENTS MADE ON THIS LABEL. No agent of NAI is authorized to make any warranties beyond those contained herein or to modify the warranties contained herein. To the extent consistent with applicable law, NAI disclaims any liability whatsoever for incidental or consequential damages, including, but not limited to, liability arising out of breach of contract, express or implied warranty (including warranties of merchantability and fitness for a particular purpose), tort, negligence, strict liability or otherwise.

LIMITATIONS OF LIABILITY: TO THE EXTENT CONSISTENT WITH APPLICABLE LAW, THE EXCLUSIVE REMEDY OF THE USER OR BUYER FOR ANY AND ALL LOSSES, INJURIES OR DAMAGES RESULTING FROM THE USE OR HANDLING OF THIS PRODUCT, WHETHER IN CONTRACT, WARRANTY, TORT, NEGLIGENCE, STRICT LIABILITY OR OTHERWISE, SHALL NOT EXCEED THE PURCHASE PRICE PAID, OR AT THE ELECTION OF NICHINO AMERICA, THE REPLACEMENT OF PRODUCT.

©2018 Nichino America, Inc. Hachi-Hachi and Torac, are registered trademarks of Nichino America, Inc.

SUPPLEMENTAL LABELING

TOLFENPYRAD	GROUP	21A	INSECTICIDE
	GROUP	39	FUNGICIDE

TOLFENPYRAD 15EC INSECTICIDE

EPA Reg. No. 71711-31

For Brassica Leafy Greens (Crop Subgroup 4-16B)

arugula; broccoli, Chinese; broccoli raab; cabbage, abyssinian; cabbage, Chinese, bok choy; cabbage, seakale; collards; cress, garden; cress, upland; hanover salad; kale; maca, leaves; mizuna; mustard greens; radish, leaves; rape greens; rocket, wild; shepherd's purse; turnip greens; watercress; cultivars, varieties, and hybrids of these commodities.

This supplemental labeling expires 06/18/2021 and must not be used or distributed after this date.

DIRECTIONS FOR USE

It is a violation of Federal law to use this product in a manner inconsistent with its labeling. This labeling and the EPA approved container label must be in the possession of the user at the time of application. Read the label affixed to the container for Tolfenpyrad 15EC Insecticide before applying. Use of Tolfenpyrad 15EC Insecticide according to this labeling is subject to the use precautions and limitations imposed by the label affixed to the container for Tolfenpyrad 15EC Insecticide. New use directions appear on this supplemental labeling that may be different from those that appear on the container label.

APPLICATION RATE CHART FOR TOLFENPYRAD 15EC INSECTICIDE

Pest	Rate/Acre	Use Directions
Leafhoppers Planthoppers	14 to 21 fl oz/acre (0.14 to 0.21 lb ai/acre)	<p>USE RESTRICTIONS</p> <ul style="list-style-type: none"> Apply by ground only, using a minimum of 20 gallons of water per acre. Do not apply by air to brassica leafy greens. Do not apply more than 42 fluid ounces (0.42 lb ai) per acre per crop cycle. Do not make more than 2 applications per crop cycle. Do not make more than 4 applications per year. Allow at least 14 days between applications. Preharvest interval (PHI): 1 day <div style="text-align: right; border: 2px solid black; padding: 5px; margin-top: 20px;"> <p style="text-align: center; font-weight: bold; font-size: 1.2em;">ACCEPTED</p> <p style="text-align: center; font-weight: bold;">06/18/2018</p> <p style="font-size: 0.8em;">Under the Federal Insecticide, Fungicide and Rodenticide Act as amended, for the pesticide registered under EPA Reg. No. 71711-31</p> </div>
Aphids	17 to 21 fl oz/acre (0.17 to 0.21 lb ai/acre)	
Diamondback moth		
Flea beetle		
Garden		
Symphalan		
Imported cabbageworm		
Thrips	21 fl oz/acre (0.21 lb ai/acre)	
Cabbage		
Maggot		
Alfalfa caterpillar*		
Bragada bug*		
Armyworms*		
Cabbage webworm*		
Cloverworm, green*		
Corn earworm*		
Cross-striped cabbageworm*		
Cutworm species*		
Garden webworm*		
Saltmarsh caterpillar*		
Southern cabbageworm*		
Tobacco budworm*		
Tomato hornworm*		
Whitefly*		

©2018 Nichino America, Inc. Nichino America logo are registered trademarks of Nichino America, Inc.

NICHINO
AMERICA[®]
Nichino America, Inc.
4550 Linden Hill Road, Suite 501
Wilmington, DE 19808
888-740-7700

SUPPLEMENTAL LABELING

TOLFENPYRAD	GROUP	21A	INSECTICIDE
	GROUP	39	FUNGICIDE

TOLFENPYRAD 15EC INSECTICIDE

EPA Reg. No. 71711-31

Brassica Head and Stem Vegetable (Crop Group 5-16)

broccoli; Brussels sprouts; cabbage; cabbage, Chinese, napa; cauliflower; cultivars, varieties, and hybrids of these commodities

This supplemental labeling expires 06/18/2021 and must not be used or distributed after this date.

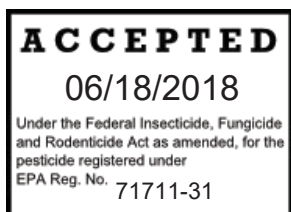
DIRECTIONS FOR USE

It is a violation of Federal law to use this product in a manner inconsistent with its labeling. This labeling and the EPA approved container label must be in the possession of the user at the time of application. Read the label affixed to the container for Tolfenpyrad 15EC Insecticide before applying. Use of Tolfenpyrad 15EC Insecticide according to this labeling is subject to the use precautions and limitations imposed by the label affixed to the container for Tolfenpyrad 15EC Insecticide. New use directions appear on this supplemental labeling that may be different from those that appear on the container label.

APPLICATION RATE CHART FOR TOLFENPYRAD 15EC INSECTICIDE

Pest	Rate/Acre	Use Directions
Leafhoppers Planthoppers	14 to 21 fl oz/acre (0.14 to 0.21 lb ai/acre)	<p>USE RESTRICTIONS</p> <ul style="list-style-type: none"> Apply by ground only, using a minimum of 20 gallons of water per acre. Do not apply by air on brassica head and stem vegetables. Do not apply more than 42 fluid ounces (0.42 lb ai) per acre per crop cycle. Do not make more than 2 applications per crop cycle. Do not make more than 4 applications per year. Allow at least 14 days between applications. Preharvest Interval (PHI): 1 day
Aphids Diamondback moth Flea beetle Garden symphylan Imported cabbageworm	17 to 21 fl oz/acre (0.17 to 0.21 lb ai/acre)	
Thrips Cabbage Maggot	21 fl oz/acre (0.21 lb ai/acre)	
Alfalfa caterpillar*		
Bragada bug*		
Armyworms*		
Cabbage webworm*		
Cloverworm, green*		
Corn earworm*		
Cross-striped cabbageworm*		
Cutworm species*		
Garden webworm*		
Saltmarsh caterpillar*		
Southern cabbageworm*		
Tobacco budworm*		
Tomato hornworm*		
Whitefly*		
*suppression only		

©2018 Nichino America, Inc. Nichino America logo are registered trademarks of Nichino America, Inc.



NICHINO
AMERICA
 Nichino America, Inc.
 4550 Linden Hill Road, Suite 501
 Wilmington, DE 19808
 888-740-7700
 SUP 391 06-05-18
 Page 1 of 1

SUPPLEMENTAL LABELING

TOLFENPYRAD	GROUP	21A	INSECTICIDE
	GROUP	39	FUNGICIDE

TOLFENPYRAD 15EC INSECTICIDE

EPA Reg. No. 71711-31

Fruiting Vegetable (Crop Group 8-10)

African eggplant; bush tomato; cocona; currant tomato; eggplant; garden huckleberry; goji berry; groundcherry; martynia; naranjilla; okra; pea eggplant; pepino; pepper, bell; pepper, nonbell; roselle; scarlet eggplant; sunberry; tomatillo; tomato; tree tomato; cultivars, varieties, and/or hybrids of these

This supplemental labeling expires 06/18/2021 and must not be used or distributed after this date.

DIRECTIONS FOR USE

It is a violation of Federal law to use this product in a manner inconsistent with its labeling. This labeling and the EPA approved container label must be in the possession of the user at the time of application.

Read the label affixed to the container for Tolfenpyrad 15EC Insecticide before applying. Use of Tolfenpyrad 15EC Insecticide according to this labeling is subject to the use precautions and limitations imposed by the label affixed to the container for Tolfenpyrad 15EC Insecticide.

New use directions appear on this supplemental labeling that may be different from those that appear on the container label.

APPLICATION RATE CHART FOR TOLFENPYRAD 15EC INSECTICIDE

Pest	Rate/Acre	Use Directions			
Broad mite Colorado potato beetle Diamondback moth Leafhoppers Aphids Flea beetle Pepper weevil Psyllids Tomato, potato Thrips Armyworms* Cutworm species* European corn borer* Garden webworm* Lyriomyza leafminers* Melonworm* Pickleworm* Plantbugs* Rindworm species* Saltmarsh caterpillar* Southwestern corn borer* Tobacco budworm* Tobacco hornworm* Tomato fruitworm* Tomato hornworm* Tomato pinworm* Whitefly* Powdery mildew* Downy mildew* *suppression only	14.0 to 21.0 fl oz/acre (0.14 to 0.21 lb ai/acre) 17.0 to 21.0 fl oz/acre (0.17 to 0.21 lb ai/acre) 21.0 fl oz/acre (0.21 lb ai/acre)	<p>USE RESTRICTIONS</p> <ul style="list-style-type: none"> • Apply by ground only, using a minimum of 20 gallons of water per acre. • Do not apply by air on fruiting vegetables. • Do not apply more than 42.0 fluid ounces (0.42 lb ai) per acre per crop cycle. • Do not make more than 2 applications per crop cycle. • Do not make more than 4 applications per year. • Allow at least 14 days between applications. • Preharvest interval (PHI): 1 day <div style="text-align: right; margin-top: 20px;"> <table border="1" style="border-collapse: collapse; width: 150px;"> <tr> <td style="text-align: center; padding: 5px;">ACCEPTED</td> </tr> <tr> <td style="text-align: center; padding: 5px;">06/18/2018</td> </tr> <tr> <td style="text-align: center; padding: 5px; font-size: 0.8em;"> Under the Federal Insecticide, Fungicide and Rodenticide Act as amended, for the pesticide registered under EPA Reg. No. 71711-31 </td> </tr> </table> </div>	ACCEPTED	06/18/2018	Under the Federal Insecticide, Fungicide and Rodenticide Act as amended, for the pesticide registered under EPA Reg. No. 71711-31
ACCEPTED					
06/18/2018					
Under the Federal Insecticide, Fungicide and Rodenticide Act as amended, for the pesticide registered under EPA Reg. No. 71711-31					

©201 Nichino America, Inc. Nichino America logo are registered trademarks of Nichino America, Inc.

NICHINO
AMERICA
 Nichino America, Inc.
 4550 Linden Hill Road, Suite 501
 Wilmington, DE 19808
 888-740-7700
 SUP 394 05-02-18
 Page 1 of 1

SUPPLEMENTAL LABELING

TOLFENPYRAD	GROUP	21A	INSECTICIDE
	GROUP	39	FUNGICIDE

TOLFANPYRAD 15EC INSECTICIDE

EPA Reg. No. 71711-31

Cucurbit Vegetables Group (Crop Group 9)

chayote (fruit); Chinese waxgourd (Chinese preserving melon); citron melon; cucumber; gherkin; gourd, edible (includes hyotan, cucuzza, hechima, Chinese okra); *Momordica* spp (includes balsam apple, balsam pear, bitter melon, Chinese cucumber); muskmelon (hybrids and/or cultivars of *Cucumis melo*) (includes true cantaloupe, cantaloupe, casaba, crenshaw melon, golden pershaw melon, honeydew melon, honey balls, mango melon, Persian melon, pineapple melon, Santa Claus melon, and snake melon); pumpkin; squash, summer (includes crookneck squash, scallop squash, straightneck squash, vegetable marrow, zucchini); squash, winter (includes butternut squash, calabaza, hubbard squash, acorn squash, spaghetti squash); watermelon (includes hybrids and/or varieties of *Citrullus lanatus*)

This supplemental labeling expires 06/18/2021 and must not be used or distributed after this date.


DIRECTIONS FOR USE

It is a violation of Federal law to use this product in a manner inconsistent with its labeling. This labeling and the EPA approved container label must be in the possession of the user at the time of application. Read the label affixed to the container for Tolfenpyrad 15EC Insecticide before applying. Use of Tolfenpyrad 15EC Insecticide according to this labeling is subject to the use precautions and limitations imposed by the label affixed to the container for Tolfenpyrad 15EC Insecticide. New use directions appear on this supplemental labeling that may be different from those that appear on the container label.

APPLICATION RATE CHART FOR TOLFENPYRAD 15EC INSECTICIDE

Pest	Rate/Acre	Use Directions
Leafhoppers	14.0 to 21.0 fl oz/acre (0.14 to 0.21 lb ai/acre)	USE RESTRICTIONS <ul style="list-style-type: none"> • Apply by ground only, using a minimum of 20 gallons of water per acre. • Do not apply by air on cucurbits. • Do not apply more than 42.0 fluid ounces (0.42 lb ai) per acre per crop cycle. • Do not make more than 2 applications per crop cycle. • Do not make more than 4 applications per year. • Allow at least 14 days between applications. • Preharvest interval (PHI): 1 day
Aphids	17.0 to 21.0 fl oz/acre (0.17 to 0.21 lb ai/acre)	
Flea beetles		
Thrips	21.0 fl oz/acre (0.21 lb ai/acre)	
Powdery mildew		
Armyworm*		
Cucumber beetle*		
Melonworm*		
Pickleworm*		
Whitefly*		
Downy mildew*		
*suppression only		

©2018 Nichino America, Inc. Nichino America logo are registered trademarks of Nichino America, Inc.



NICHINO
AMERICA
Nichino America, Inc.
4550 Linden Hill Road, Suite 501
Wilmington, DE 19808
888-740-7700

SUPPLEMENTAL LABELING

TOLFENPYRAD	GROUP	21A	INSECTICIDE
	GROUP	39	FUNGICIDE

TOLFENPYRAD 15EC INSECTICIDE

EPA Reg. No. 71711-31

Crop: Potato

States: States East of Mississippi River

This supplemental labeling expires 06/18/2021 and must not be used or distributed after this date.

DIRECTIONS FOR USE

It is a violation of Federal law to use this product in a manner inconsistent with its labeling. This labeling and the EPA approved container label must be in the possession of the user at the time of application.

Read the label affixed to the container for Tolfenpyrad 15EC Insecticide before applying. Use of Tolfenpyrad 15 EC Insecticide according to this labeling is subject to the use precautions and limitations imposed by the label affixed to the container for Tolfenpyrad 15EC Insecticide.

New use directions appear on this supplemental labeling that may be different from those that appear on the container label

This supplemental labeling extends the use of Tolfenpyrad 15EC Insecticide to states located east of the Mississippi River.


APPLICATION RATE CHART FOR TOLFENPYRAD 15EC INSECTICIDE

Potato		
Pest	Rate/Acre	Use Directions
Colorado potato beetle Leafhoppers	14.0 to 21.0 fl oz/acre (0.14 to 0.21 lb ai/acre)	<ul style="list-style-type: none"> Apply by ground using a minimum of 20 gallons of water per acre. Apply by air using a minimum of 5 gallons of water per acre. See Chemigation statement in Application Directions. <p>USE RESTRICTIONS</p> <ul style="list-style-type: none"> Do not apply more than 42.0 fluid ounces (0.42 lb ai) per acre per crop cycle. Do not make more than 2 applications per crop cycle. Allow at least 14 days between applications. Preharvest Interval (PHI): 14 days
Aphids Potato psyllid Thrips	17.0 to 21.0 fl oz/acre (0.17 to 0.21 lb ai/acre)	<ul style="list-style-type: none"> Do not apply more than 42.0 fluid ounces (0.42 lb ai) per acre per crop cycle. Do not make more than 2 applications per crop cycle. Allow at least 14 days between applications. Preharvest Interval (PHI): 14 days

©2018 Nichino America, Inc. TORAC and Nichino America logo are registered trademarks of Nichino America, Inc.

NICHINO
AMERICA[®]

Nichino America, Inc.
4550 Linden Hill Road, Suite 501
Wilmington, DE 19808
888-740-7700



SUPPLEMENTAL LABELING

TOLFENPYRAD	GROUP	21A	INSECTICIDE
	GROUP	39	FUNGICIDE

TOLFENPYRAD 15EC INSECTICIDE

EPA Reg. No. 71711-31

Crop: Potato

Use: Aerial Application

This supplemental labeling expires 06/18/2021 and must not be used or distributed after this date.

DIRECTIONS FOR USE

It is a violation of Federal law to use this product in a manner inconsistent with its labeling. This labeling and the EPA approved container label must be in the possession of the user at the time of application.

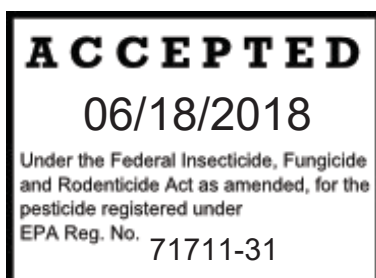
Read the label affixed to the container for Tolfenpyrad 15EC Insecticide before applying. Use of Tolfenpyrad 15EC Insecticide according to this labeling is subject to the use precautions and limitations imposed by the label affixed to the container for Tolfenpyrad 15EC Insecticide. New use directions appear on this supplemental labeling that may be different from those that appear on the container label.

This supplemental labeling permits the use of aerial application.

APPLICATION RATE CHART FOR TOLFENPYRAD 15EC INSECTICIDE

Potato		
Pest	Rate/Acre	Use Directions
Colorado potato beetle Leafhoppers	14.0 to 21.0 fl oz/acre (0.14 to 0.21 lb ai/acre)	<ul style="list-style-type: none"> Apply by ground using a minimum of 20 gallons of water per acre. Apply by air using a minimum of 5 gallons of water per acre. See Chemigation statement in Application Directions. <p>USE RESTRICTIONS</p> <ul style="list-style-type: none"> Do not apply more than 42.0 fluid ounces (0.42 lb ai) per acre per crop cycle. Do not make more than 2 applications per crop cycle. Allow at least 14 days between applications. Preharvest Interval (PHI): 14 days
Aphids Potato psyllid Thrips	17.0 to 21.0 fl oz/acre (0.17 to 0.21 lb ai/acre)	

©2018 Nichino America, Inc. TORAC and Nichino America logo are registered trademarks of Nichino America, Inc.



NICHINO
AMERICA®

Nichino America, Inc.
4550 Linden Hill Road, Suite 501
Wilmington, DE 19808
888-740-7700