



UNITED STATES ENVIRONMENTAL PROTECTION AGENCY
WASHINGTON, DC 20460

OFFICE OF CHEMICAL SAFETY
AND POLLUTION PREVENTION

September 5, 2017

William R. Berti, Ph.D.
Manager of Regulatory Affairs
Nichino America, Inc.
4550 New Linden Hill Road, Suite 501
Wilmington, DE 19808

Subject: PRIA Label Amendment: Add Use to Control Silvery Tread on Turf at a Rate of 6.8 fl/oz./A
Product Name: ET 2%SC Herbicide/Defoliant
EPA Registration Number: 71711-25
Application Date: January 09, 2017
Decision Number: 525535

Dear Mr. Berti:

The application referred to above, submitted in connection with registration under the Federal Insecticide, Fungicide and Rodenticide Act, as amended, is acceptable under FIFRA Section 3(c)(7)(B), subject to the following conditions:

1. You must submit and/or cite all data required for registration/reregistration/registration review of your product under FIFRA when the Agency requires all registrants of similar products to submit such data.
2. You are required to comply with the data requirements described in the DCI Order identified below:
 - a. Pyraflufen-ethyl GDCI-030090-1468

You must comply with all of the data requirements within the established deadlines. If you have questions about the Generic DCI listed above, you may contact the Chemical Review Manager in the Pesticide Reevaluation Division:

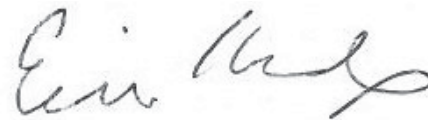
<http://iaspub.epa.gov/apex/pesticides/f?p=chemicalsearch:1>

A stamped copy of your labeling is enclosed for your records. This labeling supersedes all previously accepted labeling. You must submit one (1) copy of the final printed labeling before you release the product for shipment with the new labeling. In accordance with 40 CFR 152.130(c), you may distribute or sell this product under the previously approved labeling for 18 months from the date of this letter. After 18 months, you may only distribute or sell this product if it bears this new revised labeling or subsequently approved labeling. "To distribute or sell" is defined under FIFRA section 2(gg) and its implementing regulation at 40 CFR 152.3.

Should you wish to add/retain a reference to the company's website on your label, then please be aware that the website becomes labeling under the Federal Insecticide Fungicide and Rodenticide Act and is subject to review by the Agency. If the website is false or misleading, the product would be misbranded and unlawful to sell or distribute under FIFRA section 12(a)(1)(E). 40 CFR 156.10(a)(5) list examples of statements EPA may consider false or misleading. In addition, regardless of whether a website is referenced on your product's label, claims made on the website may not substantially differ from those claims approved through the registration process. Therefore, should the Agency find or if it is brought to our attention that a website contains false or misleading statements or claims substantially differing from the EPA approved registration, the website will be referred to the EPA's Office of Enforcement and Compliance.

Your release for shipment of the product constitutes acceptance of these conditions. If you fail to satisfy these data requirements, EPA will consider appropriate regulatory action including, among other things, cancellation under FIFRA section 6(e). If you have any questions, please contact Driss Benmhend by phone at (703) 308-9525, or via email at Benmhend.driss@epa.gov.

Sincerely,

A handwritten signature in black ink, appearing to read "Erik Kraft".

Erik Kraft, Product Manager 24
Fungicide and Herbicide Branch
Registration Division (7505P)
Office of Pesticide Programs

Enclosure



GROUP 14 HERBICIDE

ET[®] 2%SC Herbicide/Defoliant

A Nonselective Contact Herbicide for Broadleaf Weed Control

Alternate brand name: Venue[®] Herbicide

A Nonselective Contact Herbicide for Tree, Nut, and Vine Crops

Alternate brand name: Octane[®] 2%SC Herbicide

Octane Herbicide

A Nonselective Contact Herbicide for Broadleaf Weed Control and for Control of Silvery Thread Moss For Use In Nurseries and Ornamental Plantings; Sod farms; Christmas Trees; and Established Ornamental Turf

Alternate brand name: Edict[®] 2%SC IVM Herbicide

Edict 2SC IVM Herbicide

For Noncrop Weed Control and Industrial Vegetation Management

ACTIVE INGREDIENT:

Pyraflufen-ethyl: Acetic acid,

[2-chloro-5-[4-chloro-5-(difluoromethoxy)-1-methyl-1H-pyrazol-3-yl]-4

-fluorophenoxy]-, ethyl ester..... **2.0%**

OTHER INGREDIENTS:..... **98.0%**

TOTAL: **100.0%**

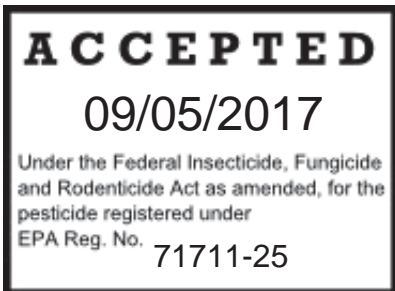
Contains 0.17 lb pyraflufen-ethyl per gallon

EPA Reg. No. 71711-25

EPA Est. No. _____

KEEP OUT OF REACH OF CHILDREN CAUTION

FIRST AID	
If on skin or clothing	<ul style="list-style-type: none"> ▪ Take off contaminated clothing. ▪ Rinse skin immediately with plenty of water for 15-20 minutes. ▪ Call a poison control center or doctor for treatment advice.
HOTLINE NUMBER	
<p>Have the product container or label with you when calling a poison control center or doctor, or going for treatment. For additional information on this pesticide product, including human health concerns and medical emergencies, call 1-800-348-5832. In case of fire or spills, information may be obtained by calling 1-800-424-9300.</p>	



Net Contents: _____

[Manufactured in ____,] [formulated in ____,] [and] [packaged in __] for:

Nichino America, Inc.
4550 Linden Hill Road
Wilmington, DE 19808
888-740-7700

**PRECAUTIONARY STATEMENTS
HAZARDS TO HUMANS AND DOMESTIC ANIMALS
CAUTION**

Harmful if absorbed through skin. Avoid contact with skin, eyes, or clothing. Wear long-sleeved shirt and long pants, socks, shoes, and chemical resistant gloves.

PERSONAL PROTECTIVE EQUIPMENT (PPE)

Applicators and other handlers must wear:

- Long-sleeved shirt and long pants
- Shoes plus socks
- Chemical-resistant gloves

User Safety Requirements

Follow the manufacturer's instructions for cleaning/maintaining PPE. If no such instructions for washables exist, use detergent and hot water. Keep and wash PPE separately from other laundry.

User Safety Recommendations

Users should:

- Wash hands before eating, drinking, chewing gum, using tobacco, or using the toilet.
- Remove clothing immediately if pesticide gets inside. Then wash thoroughly and put on clean clothing.

ENGINEERING CONTROLS

When handlers use closed systems, enclosed cabs, or aircraft in a manner that meets the requirements listed in the Worker Protection Standard (WPS) for agricultural pesticides [40 CFR 170.240(d)(4-6)], the handler PPE requirements may be reduced or modified as specified in the WPS.

ENVIRONMENTAL HAZARDS

This product is toxic to fish and aquatic invertebrates. This product may contaminate water through drift of spray in wind or via runoff events. Use care when applying in areas adjacent to any body of water. Do not apply directly to water, to areas where surface water is present, or to intertidal areas below the mean high water mark. Do not contaminate water when disposing of equipment washwater or rinsate. Do not apply when weather conditions favor drift from treated areas.

DIRECTIONS FOR USE

It is a violation of Federal law to use this product in a manner inconsistent with its labeling.

Do not apply this product in a way that will contact workers or other persons, either directly or through drift. Only protected handlers may be in the area during application. For any requirements specific to your State or Tribe, consult the State or Tribal agency responsible for pesticide regulation.

AGRICULTURAL USE REQUIREMENTS

Use this product only in accordance with its labeling and with the Worker Protection Standard, 40 CFR Part 170. This Standard contains requirements for the protection of agricultural workers on farms, forests, nurseries, and greenhouses, and handlers of agricultural pesticides. It contains requirements for training, decontamination, notification, and emergency assistance. It also contains specific instructions and exceptions pertaining to the statements on this label about personal protective equipment (PPE) and restricted-entry interval. The requirements in this box only apply to uses of this product that are covered by the Worker Protection Standard.

DO NOT enter or allow worker entry into treated areas during the restricted entry interval (REI) of 12 hours.

For early entry into treated areas that is permitted under the Worker Protection Standard and that involves contact with anything that has been treated, such as plants, soil, or water, wear:

- Coveralls
- Chemical resistant gloves
- Shoes plus socks

NONAGRICULTURAL USE REQUIREMENTS

The requirements in this box apply to uses of this product that are NOT within the scope of the Worker Protection Standard for agricultural pesticides (40 CFR Part 170). The WPS applies when this product is used to produce agricultural plants on farms, forests, nurseries, or greenhouses. For other uses, including interiorscapes and other nonagricultural uses, do not enter treated areas without protective clothing until sprays have dried.

USE INFORMATION

ET 2%SC Herbicide/Defoliant is a contact herbicide, and requires thorough coverage for complete broadleaf and bryophytic weed control.

ET 2%SC Herbicide/Defoliant must be tank mixed with another foliar active broadleaf herbicide for complete control of most broadleaf weeds.

Do not apply ET 2%SC Herbicide/Defoliant through any type of irrigation system.

ET 2%SC Herbicide/Defoliant is rainfast one hour after application.

ROTATIONAL CROP RESTRICTIONS

Crop/Crop Group	Rotational/Plantback Intervals
<p>Corn Cotton Grape Olive Pome Fruits (Crop Group 11-10) Pomegranate Potato Soybean Stone Fruits (Crop Group 12) Tree Nuts (Crop Group 14) Plus Pistachio Triticale; Wheat</p>	<p>0 days following application</p>
<p>Bulb Vegetables (Crop Group 3) Cereal Grains (Crop Group 15, except corn, wheat, and triticale; see 0-day plantback interval above) Brassica (Cole) Leafy Vegetables (Crop Group 5) Cucurbit Vegetables (Crop Group 9) Fruiting Vegetables (Crop Group 8) (Except Cucurbits) Leafy Vegetables (Crop Group 4) (Except Brassica Vegetables) Legume Vegetables, Succulent or Dried (Crop Group 6) Oilseed Group (Crop Group 20) Root and Tuber Vegetables (Crop Group 1, except potato; see 0-day plantback interval above) Sugarcane</p>	<p>1 day following preplant burndown application</p>
<p>All other rotational crops</p>	<p>Do not plant for 30 days following the last application of ET 2%SC Herbicide/Defoliant.</p>

BROADLEAF WEEDS CONTROLLED

The following broadleaf weed species can be controlled or suppressed up to 4 inches in height or less or rosettes of 3 inches in diameter or less. Tank mixtures of ET 2%SC Herbicide/Defoliant with other labeled broadleaf herbicides may be needed for control of some weed species. Control may be reduced with weeds larger than 4 inches in height or 3 inches in diameter.

Alkaliweed*	Ladysthumb	Redmaid
Amaranth, Palmer*	Lambsquarters, common	Rocket, London
Bedstraw	Lettuce, prickly	Sesbania, hemp
Beggartick, hairy	Mallow, common	Shepherd's-purse
Beggarweed, Florida	Malva spp.	Smartweed, Pennsylvania
Bindweed, field	Marestail*	Smellmelon
Buckwheat, wild	Milkthistle	Sowthistle, annual
Canola	Morningglory, species	Spurge, leafy
Carpetweed	Mustard, wild*	Sunflower, common
Celery, wild	Nettle, stinging	Tansymustard, western
Chickweed	Nightshade, black	Thistle, Canada
Clover, white	Nightshade, silverleaf	Thistle, Russian
Cocklebur	Panicle willowweed	Toadflax, Dalmatian
Cotton, volunteer (conventional, GMO varieties)	Pigweed, redroot	Velvetleaf
Dandelion, common	Pigweed, smooth	Virginia-creeper
Dock, curly	Pineapple-weed	Waterhemp, common
Dollarweed	Poinsettia, wild	Waterhemp, tall
Eclipta	Poison-ivy	
Eveningprimrose, cutleaf	Potato, volunteer	
Fleabane*	Prickly sida (teaweed)	
Geranium, Carolina	Purslane, common	
Henbit	Radish, wild	
Horsenettle*	Ragweed, common	
Kochia	Ragweed, giant	

*suppression

BRYOPHITIC WEEDS CONTROLLED

Silvery thread moss (non-vascular plant)

WEED RESISTANCE

Pyraflufen-ethyl, the active ingredient in this product, is a Group 14 herbicide based on the mode of action classification system of the Weed Science Society of America. Any weed population may contain plants naturally resistant to Group 14 herbicides. Such resistant weed plants may not be effectively managed using Group 14 herbicides but may be effectively managed utilizing another herbicide alone or in mixtures from a different Group and/or by using cultural or mechanical practices. However, a herbicide mode of action classification by itself may not adequately address specific weeds that are resistant to specific herbicides. Consult your local company representative, state cooperative extension service, professional consultants or other qualified authorities to determine appropriate actions for treating specific resistant weeds.

BEST MANAGEMENT PRACTICES

Proactively implementing diversified weed control strategies to minimize selection for weed populations resistant to one or more herbicides is recommended. A diversified weed management program may include the use of multiple herbicides with different modes of action and overlapping weed spectrum with or without tillage operations and/or other cultural practices. Research has demonstrated that using the labeled rate and directions for use is important to delay the selection for resistance. Scouting after a herbicide application is important because it can facilitate the early identification of weed shifts and/or weed resistance and thus provide direction on future weed management practices. One of the best ways to contain resistant populations is to implement measures to avoid allowing weeds to reproduce by seed

or to proliferate vegetatively. Cleaning equipment between sites and avoiding movement of plant material between sites will greatly aid in retarding the spread of resistant weed seed.

TANK MIXTURES

It is the pesticide user's responsibility to ensure that all products are registered for the intended use. Read and follow the applicable restrictions and limitations and directions for use on all product labels involved in tank mixing. Users must follow the most restrictive directions for use and precautionary statements of each product in the tank mixture.

ET 2%SC Herbicide/Defoliant may be applied as a tankmix or in sequential application with other [harvest aid,] herbicide, fungicide, or insecticide products. Weather, crop conditions, or the presence of certain weeds, crop damaging insects, or diseases will indicate the inclusion of other pesticides in the application.

Note: It is recommended that the compatibility of ET 2%SC Herbicide/Defoliant in any tankmix combination be tested before use. To determine the physical compatibility with other products, use a jar test, as described below:

Using a quart jar, add the proportionate amounts of the products to 1 qt. of water. Add wettable powders and water-dispersible granular products first, then liquid flowables, and emulsifiable concentrates last. After thoroughly mixing, let stand for at least 5 minutes. If the combination remains mixed or can be remixed readily, it is physically compatible. Once compatibility has been proven, use the same procedure for adding required ingredients to the spray tank.

Read and follow all label directions for each tankmix product. Always use in accordance with the most restrictive of label precautions and limitations.

MIXING DIRECTIONS

ET 2%SC Herbicide/Defoliant Alone: Fill spray tank with $\frac{3}{4}$ of the amount of water needed for the intended application and then turn on agitation. Pour the specified amount of product on the surface of the water in the spray tank. Add the remaining water volume to the spray tank with agitation running. Keep agitation running during filling and spraying operations. If spraying must be stopped before emptying the sprayer, resume agitation before spraying the remainder of the load. Mix only as much spray solution as can be sprayed within four hours. Storage and use of the previous day's spray mix may result in reduced activity.

ET 2%SC Herbicide/Defoliant in Tank Mixtures: Begin with clean equipment. Fill spray tank with $\frac{3}{4}$ of the amount of water needed for the intended application and turn on agitation. If using a buffering agent, add after filling the tank with $\frac{3}{4}$ amount of water. Add the specified amount of tankmix products in the following order while maintaining agitation:

- 1) products in water-soluble packets
- 2) wettable powders
- 3) water-dispersible granulars and/or soluble powders
- 4) flowable liquids (including ET 2% herbicide/defoliant)
- 5) emulsifiable concentrates
- 6) adjuvants and/or oils
- 7) remaining amount of water to achieve the desired level

Always follow the labeled mixing instructions of any partner products. Keep agitation running during filling and spraying operations. If spraying must be stopped before emptying the sprayer, resume agitation before spraying the remainder of the load. Mix only as much spray solution as can be sprayed within four hours. Storage and use of the previous day's spray mix may result in reduced activity.

Use an approved agricultural buffering agent, buffering to pH 7.5 or less if using ET 2%SC Herbicide/Defoliant in a water source greater than or equal to pH 7.5. Always buffer the water source BEFORE adding ET 2%SC Herbicide/Defoliant to the spray tank.

SPRAY DRIFT

Avoid spray drift to all other crops and nontarget areas. Do not apply when weather conditions may cause drift. Do not allow this product to drift onto nontarget areas. Drift may result in illegal residues or injury to adjacent crops and vegetation in the form of leaf yellowing and defoliation. To avoid spray drift, DO NOT apply aerially when wind speed is greater than 10 mph or during periods of temperature inversions. Use of larger droplet size will also reduce spray drift.

AVOIDING SPRAY DRIFT AT THE APPLICATION SITE IS THE RESPONSIBILITY OF THE APPLICATOR.

The interaction of equipment and weather-related factors determines the potential for spray drift. The applicator is responsible for considering all these factors when making decisions. Droplet size, boom height, temperature inversions, and wind speed are the primary factors determining drift. The specific application conditions required for the use of this product are described below.

Information on Droplet Size

The most effective way to reduce drift potential is to apply large droplets. The best drift management strategy is to apply the largest droplets that provide sufficient coverage and control. Applying larger droplets reduces drift potential but will not prevent drift if applications are made improperly or under unfavorable environmental conditions (see Wind, Temperature and Humidity, and Temperature Inversions).

Controlling Droplet Size

- **Volume** – Use high flow rate nozzles to apply the highest practical spray volume. Nozzles with higher rated flows produce larger droplets.
- **Pressure** – Do not exceed the nozzle manufacturer's recommended pressures. For many nozzle types, lower pressure produces larger droplets. When higher flow rates are needed, use higher flow rate nozzles instead of increasing pressure.
- **Number of Nozzles** – Use the minimum number of nozzles that provide uniform coverage.
- **Nozzle Orientation** – Orienting nozzles so that the spray is released parallel to the airstream produces larger droplets than other orientations and is the recommended practice. Significant deflection from horizontal will reduce droplet size and increase drift potential.
- **Nozzle Type** – Use a nozzle type that is designed for the intended application. With most nozzle types, narrower spray angles produce larger droplets. Consider using low-drift nozzles. Solid stream nozzles oriented straight back produce the largest droplets and the lowest drift.
- **Maintenance of Nozzles** – Periodic inspection and subsequent replacement of nozzles to ensure proper chemical application is recommended.

Boom Length

For some use patterns, reducing the effective boom length to less than $\frac{3}{4}$ of the wingspan or rotor length may further reduce drift without reducing swath width.

Application Height

Applications should not be made at a height greater than 10 feet above the top of the largest plants unless a greater height is required for aircraft safety. Making applications at the lowest height that is safe reduces exposure of droplets to evaporation and wind.

Swath Adjustment

When applications are made with a crosswind, the swath will be displaced downwind. Therefore, on the up and downwind edges of the field, the applicator must compensate for this displacement by adjusting the path of the aircraft upwind. Swath adjustment distance should increase, with increasing drift potential (higher wind, smaller drops, etc).

Wind

Drift potential is lowest between wind speeds of 2-10 mph. However, many factors, including droplet size and equipment type determine drift potential at any given wind speed. Application must be avoided below 2 mph due to variable wind direction and high temperature inversion potential. **Note:** Local terrain can influence wind patterns. Every applicator must be familiar with local wind patterns and how they affect spray drift.

Temperature and Humidity

When making applications in low relative humidity, set up equipment to produce larger droplets to compensate for evaporation. Droplet evaporation is most severe when conditions are both hot and dry.

Temperature Inversions

Applications must not occur during a temperature inversion because drift potential is high. Temperature inversions restrict vertical air mixing which causes small suspended droplets to remain in a concentrated cloud. This cloud can move in unpredictable directions due to the light and variable winds common during inversions. Temperature inversions are characterized by increasing temperatures with altitude and are common on nights with limited cloud cover and light to no wind. They begin to form as the sun sets and often continue into the morning. Their presence can be indicated by ground fog; however, if fog is not present, inversions can also be identified by the movement of smoke from a ground source or an aircraft smoke generator. Smoke that layers and moves laterally in a concentrated cloud (under low wind conditions) indicates an inversion while smoke that moves upward and rapidly dissipates indicates good vertical air mixing.

Sensitive Areas

The pesticide may only be applied when the potential for drift to adjacent sensitive areas (e.g. residential areas, bodies of water, known habitat for threatened or endangered species, nontarget crops) is minimal (e.g. when wind is blowing away from the sensitive areas).

EQUIPMENT CLEANING

Do not allow the spray solution to dry in the application equipment. After application and before using the sprayer equipment for any other applications, the sprayer must be thoroughly cleaned. Applicators must ensure proper equipment clean-out for any other products mixed with ET 2%SC Herbicide/Defoliant as provided on the other product label(s). Immediately following application, clean all equipment thoroughly with detergent or a spray tank cleaner and water as described below. Should residues of ET 2%SC Herbicide/Defoliant remain in inadequately cleaned equipment, they may be released in subsequent applications and cause injury to crops.

1. Drain sprayer tank, hoses, and spray boom, and thoroughly rinse with clean water the inside of the spray tank, sprayer hoses, boom, and nozzles to remove any sediment or residues.
2. Fill the tank $\frac{1}{2}$ full with clean water, add the appropriate detergent (follow manufacturer's directions for use). Fill tank to capacity and operate the sprayer with agitation for 15 minutes to flush hoses, boom, and nozzles.
3. Drain the sprayer tank, lines, and booms. Rinse the tank with clean water and flush through the hoses, boom, and nozzles. Remove and clean spray nozzles, tips, and screens.
4. Dispose of all cleaning solutions, rinsate, and washwaters in accordance with federal, state, and local regulations.

APPLICATION AND DOSAGE

Corn field corn, popcorn, seed corn, corn silage, corn stover			
Application	Pest	Rate/Acre	Directions for Use
Preplant Burndown	Listed Broadleaf Weeds	0.7 to 2.4 fl oz/acre (0.0009 to 0.0032 lb ai/acre)	<ul style="list-style-type: none"> ● Apply in a minimum of 5 gallons spray solution per acre by air or 10 gallons spray solution per acre by ground. ● Do not make more than 3 applications or exceed 6.8 fl oz/acre (0.0090 lb ai/acre) per year for preplant burndown uses. ● Allow a minimum of 30 days between applications for this use. ● The addition of a COC adjuvant at a concentration of 1% to 2% is recommended for optimum weed control. Use the higher COC rate for larger labeled weed species or in low moisture conditions. ● COC adjuvants are recommended, though other adjuvants may be used.
After Planting Before Crop Emergence	Listed Broadleaf Weeds	0.7 to 2.4 fl oz/acre (0.0009 to 0.0032 lb ai/acre)	<ul style="list-style-type: none"> ● Apply in a minimum of 5 gallons spray solution per acre by air or 10 gallons spray solution per acre by ground. ● Do not apply more than 2.4 fl oz/acre (0.0032 lb ai/acre) per year after planting prior to crop emergence. ● Allow a minimum of 30 days between applications for this use. ● The addition of a COC adjuvant at a concentration of 1% to 2% is recommended for optimum weed control. Use the higher COC rate for larger labeled weed species or in low moisture conditions. ● COC adjuvants are recommended, though other adjuvants may be used.
Postemergence	Listed Broadleaf Weeds	0.7 to 1.4 fl oz/acre (0.0009 to 0.0019 lb ai/acre)	<ul style="list-style-type: none"> ● Apply in a minimum of 5 gallons spray solution per acre by air or 10 gallons spray solution per acre by ground. ● ET 2%SC Herbicide/Defoliant can be applied from crop emergence to the V4 growth stage. ● Do not apply postemergence to sweet corn. ● Allow a minimum of 30 days between applications for this use. ● Do not make more than 2 applications or exceed 1.4 fl oz/acre (0.0019 lb ai/acre) per year for all postemergence applications to corn. ● Do not use crop oils or crop oil concentrates for postemergence applications. ● Some temporary herbicidal leaf speckling may appear on the crop. This effect is transient and will NOT appear on new growth.

Postemergence Directed	Listed Broadleaf Weeds	0.7 to 1.4 fl oz/acre (0.0009 to 0.0019 lb ai/acre)	<ul style="list-style-type: none"> ● ET 2%SC Herbicide/Defoliant can be applied from crop emergence to the V8 growth stage using directed spray or a drop nozzle application technique. ● Directed or drop nozzle applications should only be made when the corn has achieved a sufficient height for the spray to be directed beneath the corn leaves. ● Do not apply directly into the whorl when making a directed or drop nozzle application. ● Do not apply postemergence to sweet corn. ● Allow a minimum of 30 days between applications for this use. ● Do not make more than 2 applications or exceed 1.4 fl oz/acre (0.0019 lb ai/acre) per year for all postemergence applications to corn. ● Do not use crop oils or crop oil concentrates for postemergence applications. ● Some temporary herbicidal leaf speckling may appear on the crop. This effect is transient and will NOT appear on new growth.
Corn (all uses)			<ul style="list-style-type: none"> ● Do not apply more than 6.8 fl oz/acre (0.0090 lb ai/acre) per growing year for all preplant burndown applications. ● Do not apply more than 3.8 fl oz/acre (0.0050 lb ai/acre) per year for all after planting, prior to crop emergence, and postemergence uses. ● Do not harvest corn for silage within 50 days after last application of ET 2%SC Herbicide/Defoliant. ● Do not harvest corn for grain or stover within 90 days after last application of ET 2%SC Herbicide/Defoliant. ● Refer to Rotational Crop Restrictions table. ● Use the listed higher rates for hard-to-control weeds.

Cotton			
Application	Pest	Rate/Acre	Directions for Use
Preplant Burndown, After Planting Before Crop Emergence	Listed Broadleaf Weeds	0.7 to 2.4 fl oz/acre (0.0009 to 0.0032 lb ai/acre)	<ul style="list-style-type: none"> ● Apply in a minimum of 5 gallons spray solution per acre by air or 10 gallons spray solution per acre by ground. ● Allow a minimum of 30 days between applications for this use. ● Do not apply more than 2.4 fl oz/acre (0.0032 lb ai/acre) per year for this use. ● The addition of a COC adjuvant at a concentration of 1% to 2% is recommended for optimum weed control. Use the higher COC rate for larger labeled weed species or in low moisture conditions. ● COC adjuvants are recommended, though other adjuvants may be used.
Postemergence (Hooded)	Listed Broadleaf Weeds	0.7 to 2.4 fl oz/acre (0.0009 to 0.0032 lb ai/acre)	<ul style="list-style-type: none"> ● Do not apply by air for this use. ● Apply to cotton having less than 3 inches of stem bark using hooded ground equipment only. ● Avoid contact with desirable vegetation. ● Do not apply more than 2.4 fl oz/acre (0.0032 lb ai/acre) per year for this use. ● Allow a minimum of 30 days between applications for this use.
Postemergence (Layby)	Listed Broadleaf Weeds	0.7 to 1.4 fl oz/acre (0.0009 to 0.0019 lb ai/acre)	<ul style="list-style-type: none"> ● Do not apply by air for this use. ● Apply when the cotton has attained an average height of 18 inches or more and having at least 3 inches of stem bark using hooded or post-directed ground spray equipment only. ● Avoid contact with desirable vegetation. ● Do not apply more than 1.4 fl oz/acre (0.0019 lb ai/acre) per year for this use. ● Allow a minimum of 30 days between applications for this use.

Cotton (continued)			
Application	Pest	Rate/Acre	Directions for Use
Preconditioning		0.42 to 1.12 fl oz/acre (0.0006 to 0.0014 lb ai/acre)	<ul style="list-style-type: none"> • ET 2%SC Herbicide/Defoliant may be used as a preconditioner to enhance the activity of a subsequent defoliant application. • Apply using 15 to 30 gallons of water per acre by ground or 5 gallons of water per acre by air. • Timing of application is recommended 7 to 14 days prior to a defoliation application of ET 2%SC Herbicide/Defoliant or the use of another defoliant. Refer to the defoliation section below prior to use for complete directions. • Do not make more than 2 applications or exceed 7.7 fl oz/acre (0.0102 lb ai/acre) per year for all defoliation applications to cotton.
Defoliation	Defoliation of Cotton	1.8 to 3.85 fl oz/acre (0.0024 to 0.0051 lb ai/acre)	<ul style="list-style-type: none"> • Apply when sufficient mature bolls have developed to produce desired yield; generally greater than 60%. • Adequate defoliation is generally achieved within 7 to 14 days, depending upon weather and crop conditions. • Apply using 15 to 30 gallons of water per acre by ground or 5 gallons of water per acre by air. • Do not make more than 2 applications or exceed 7.7 fl oz/acre (0.0102 lb ai/acre) for all defoliation applications. • Applications must be a minimum of 7 days apart. • ET 2%SC Herbicide/Defoliant may be tank mixed or applied in sequence with other defoliant products such as, but not limited to, CottonQuik®, Cyclone®, Dropp®, Finish®, Folex®, Ginstar®, Gramoxone®, Prep™, and/or Roundup®.
Cotton (all uses)			<ul style="list-style-type: none"> • Do not apply more than 11.9 fl oz/acre (0.0158 lb ai/acre) per year to cotton. • Preharvest Interval (PHI): 7 days • Refer to Rotational Crop Restrictions table. • Use the listed higher rates for hard-to-control weeds.

Potato			
Application	Pest	Rate/Acre	Directions for Use
Pre-plant Burndown	Listed Broadleaf Weeds	0.6 to 2.4 fl oz/acre (0.0008 to 0.0032 lb ai/acre)	<ul style="list-style-type: none"> • Apply in a minimum of 10 gallons spray solution per acre by ground or 5 gallons water per acre by air. • The addition of a COC adjuvant at a concentration of 1% to 2% is recommended for optimum weed control. Use the higher COC rate for larger labeled weed species or in low moisture conditions. • COC adjuvants are recommended, though other adjuvants may be used. • Do not apply more than 2.4 fl oz/acre (0.0032 lb ai/acre) per year for all preplant burndown applications. • Allow a minimum of 30 days between applications for this use.
After Planting Before Crop Emergence	Listed Broadleaf Weeds	0.6 to 2.4 fl oz/acre (0.0008 to 0.0032 lb ai/acre)	<ul style="list-style-type: none"> • Apply in a minimum of 5 gallons spray solution per acre by air or 10 gallons spray solution per acre by ground. • The addition of a COC adjuvant at a concentration of 1% to 2% is recommended for optimum weed control. Use the higher COC rate for larger labeled weed species or in low moisture conditions. • COC adjuvants are recommended, though other adjuvants may be used. • Do not apply more than 2.4 fl oz/acre (0.0032 lb ai/acre) per year for all after planting before crop emergence applications.
Desiccation	Potato Foliage and Vines Listed Broadleaf Weeds	2.4 to 6.7 fl oz/acre (0.0032 to 0.0089 lb ai/acre)	<ul style="list-style-type: none"> • Apply as a foliar spray in the early stage of crop senescence. • Apply by air at 5 gallons spray solution per acre or 20 to 50 gallons spray solution per acre by ground equipment. • A repeat application of ET 2%SC Herbicide/Defoliant or another desiccant may be needed under certain climatic conditions for complete desiccation. • ET 2%SC Herbicide/Defoliant may be tank mixed or applied in sequence with other desiccants such as diquat or glufosinate for improved desiccation. Assure that the most restrictive product label of the tank mix partners is used. • Make 1 to 2 applications at a minimum 7-day interval. • Do not make more than 2 applications or exceed 13.5 fl oz/acre (0.0179 lb ai/acre) per year for desiccation. NOTE: The yearly maximum is 13.5 fl oz/acre (0.0179 lb ai/acre) for all applications (pre-plant burndown + after planting before crop emergence + desiccation). • Higher water volumes should be used in dense canopy conditions.
Potato (all uses)			<ul style="list-style-type: none"> • Do not apply more than 13.5 fl oz/acre (0.0179 lb ai/acre) per year for all preplant burndown, after planting prior to emergence, and desiccation applications combined. • Preharvest Interval (PHI): 7 days • Refer to Rotational Crop Restrictions table. • Use the listed higher rates for hard-to-control weeds.

Soybean			
Application	Pest	Rate/Acre	Directions for Use
Preplant Burndown, After Planting Before Crop Emergence	Listed Broadleaf Weeds	0.7 to 2.4 fl oz/acre (0.0009 to 0.0032 lb ai/acre)	<ul style="list-style-type: none"> • Apply in a minimum of 5 gallons spray solution per acre by air or 10 gallons spray solution per acre by ground. • Allow a minimum of 30 days between applications for this use. • Do not apply more than 2.4 fl oz/acre (0.0032 lb ai/acre) per year for all preplant burndown and after planting before emergence applications. • The addition of a COC adjuvant at a concentration of 1% to 2% is recommended for optimum weed control. Use the higher COC rate for larger labeled weed species or in low moisture conditions. • COC adjuvants are recommended, though other adjuvants may be used.
Postemergence	Listed Broadleaf Weeds	0.56 to 1.4 fl oz/acre (0.0007 to 0.0019 lb ai/acre)	<ul style="list-style-type: none"> • Apply in a minimum of 5 gallons spray solution per acre by air or 10 gallons spray solution per acre by ground. • ET 2%SC Herbicide/Defoliant can be applied from crop emergence to the V6 growth stage. • Allow a minimum of 30 days between applications for this use. • Do not make more than 2 applications or exceed 1.4 fl oz/acre (0.0019 lb ai/acre) per year for this use. • Do not use crop oils or crop oil concentrates for postemergence applications. • Some temporary herbicidal leaf speckling may appear on the crop. This effect is transient and will NOT appear on new growth.
Soybean (all uses)			<ul style="list-style-type: none"> • Do not apply more than 3.8 fl oz/acre (0.0050 lb ai/acre) per year to soybeans. • Do not graze soybean forage or cut for hay within 7 days of last ET 2%SC Herbicide/Defoliant application. • Do not harvest soybeans for grain within 70 days after last application of ET 2%SC Herbicide/Defoliant. • Refer to Rotational Crop Restrictions table. • Use the listed higher rates for hard-to-control weeds.

Triticale; Wheat			
Application	Pest	Rate/Acre	Directions for Use
Preplant Burndown	Listed Broadleaf Weeds	0.7 to 2.4 fl oz/acre (0.0009 to 0.0032 lb ai/acre)	<ul style="list-style-type: none"> ● Apply in a minimum of 5 gallons spray solution per acre by air or 10 gallons spray solution per acre by ground. ● Do not make more than 3 applications or exceed 6.8 fl oz per acre (0.0090 lb ai/acre) per year for preplant burndown uses. ● Allow a minimum of 30 days between applications for this use. ● The addition of a COC adjuvant at a concentration of 1% to 2% is recommended for optimum weed control. Use the higher COC rate for larger weed species or in low moisture conditions. ● COC adjuvants are recommended, though other adjuvants may be used.
After Planting Before Crop Emergence	Listed Broadleaf Weeds	0.7 to 2.4 fl oz/acre (0.0009 to 0.0032 lb ai/acre)	<ul style="list-style-type: none"> ● Apply in a minimum of 5 gallons spray solution per acre by air or 10 gallons spray solution per acre by ground. ● Allow a minimum of 30 days between applications for this use. ● Do not apply more than 2.4 fl oz/acre (0.0032 lb ai/acre) per year after planting prior to emergence of crop. ● The addition of a COC adjuvant at a concentration of 1% to 2% is recommended for optimum weed control. Use the higher COC rate for larger weed species or in low moisture conditions. ● COC adjuvants are recommended, though other adjuvants may be used.
Postemergence	Listed Broadleaf Weeds	0.7 to 1.4 fl oz/acre (0.0009 to 0.0019 lb ai/acre)	<ul style="list-style-type: none"> ● ET 2%SC Herbicide/Defoliant can be applied from crop emergence to the appearance of the flag leaf. DO NOT apply ET 2%SC Herbicide/Defoliant to flag leaf foliage. ● Apply in a minimum of 5 gallons spray solution per acre by air or 10 gallons spray solution per acre by ground. ● Allow a minimum of 30 days between applications for this use. ● Do not make more than 2 applications or exceed 1.4 fl oz/acre (0.0019 lb ai/acre) per year for this use. ● The addition of a NIS adjuvant at a concentration of 0.25% is recommended for optimum weed control. ● Some temporary herbicidal leaf speckling may appear on the crop. This effect is transient and will NOT appear on new growth.
Triticale; Wheat (all uses)			<ul style="list-style-type: none"> ● Do not apply more than 6.8 fl oz/acre (0.0090 lb ai/acre) per year for all preplant burndown applications. ● Do not apply more than 4.4 fl oz/acre (0.0058 lb ai/acre) per year for all after planting prior to crop emergence and postemergence uses. ● Do not harvest wheat or triticale for hay within 21 days of last ET 2%SC Herbicide/Defoliant application. ● Do not harvest wheat or triticale for grain within 60 days after last application of ET 2%SC Herbicide/Defoliant. ● Refer to Rotational Crop Restrictions table. ● Use the listed higher rates for hard-to-control weeds.

Bearing and Nonbearing

Grape

Olive

Pome Fruits (Crop Group 11-10)

apple; azarole; crabapple; loquat; mayhaw; medlar; pear; pear, Asian; quince; quince, Chinese; quince, Japanese; tejocote; cultivars, varieties, and/or hybrids of these

Pomegranate

Stone Fruits (Crop Group 12)

apricot; cherry, sweet; cherry, tart; nectarine; peach; plum; plum, Chickasaw; plum, Damson; plum, Japanese; plumcot; prune (fresh)

Tree Nuts (Crop Group 14) Plus Pistachio

almond; beechnut; Brazil nut; butternut; cashew; chestnut; chinquapin; filbert (hazelnut); hickory nut; macadamia nut; pecan; walnut, black and English

Application	Pest	Rate/ Acre	Maximum Applications Per Year	Directions for Use
Postharvest, Dormant, Prebloom	Listed Broadleaf Weeds	1.0 to 4.0 fl oz/acre (0.0013 to 0.0053 lb ai/acre)	Do not exceed 3 applications per year for this use.	<ul style="list-style-type: none"> ● Do not apply by air for this use. ● Apply in a minimum of 20 gallons spray solution per acre by ground equipment to target weeds and sucker growth. ● The addition of a COC adjuvant at a concentration of 1% to 2% is recommended for optimum weed control. Use the higher COC rate for larger labeled weed species or in low moisture conditions. ● COC adjuvants are recommended, though other adjuvants may be used. ● Use the higher rate for hard-to-control weeds. ● Do not exceed 6.8 fl oz/acre (0.0090 lb ai/acre) per year for all postharvest, dormant, and prebloom applications combined. ● Do not exceed 12.0 fl oz/acre (0.0159 lb ai/acre) per year for all in-season applications combined. ● Allow a minimum of 30 days between applications for this use. ● For the management of undesirable sucker growth on the basal portion of trunks, root sprouts and vine trunks, growth must be controlled when the tissue is young, immature and/or not hardened off. ● Avoid contact with green, uncalled bark of young trees or vines established less than one year unless protected from spray contact by nonporous wraps, grow tubes, or waxed containers. ● Do not allow spray to drift onto desirable fruit, foliage, vines, or trees as damage will occur. ● Preharvest Interval (PHI): 0 days
	Sucker Management	3.0 to 4.0 fl oz/acre (0.0040 to 0.0053 lb ai/acre)	Do not exceed 2 applications per year for this use.	
In-Season	Listed Broadleaf Weeds	1.0 to 4.0 fl oz/acre (0.0013 to 0.0053 lb ai/acre)	Do not exceed a combined total of 3 applications per year for these uses.	
	Sucker Management	3.0 to 4.0 fl oz/acre (0.0040 to 0.0053 lb ai/acre)		

Bearing and Nonbearing

Date; Feijoa; Fig; Kiwifruit; Mango; Persimmon

Application	Pest	Rate/ Acre	Maximum Applications Per Year	Directions for Use
Postharvest Dormant Prebloom	Listed Broadleaf Weeds	1.0 to 4.0 fl oz/acre (0.0013 to 0.0053 lb ai/acre)	Do not exceed 3 applications per year for this use	<ul style="list-style-type: none"> ● Do not apply by air for this use. ● Apply in a minimum of 20 gallons spray solution per acre by ground equipment to target weeds and sucker growth. ● The addition of a COC adjuvant at a concentration of 1% to 2% is recommended for optimum weed control. Use the higher COC rate for larger labeled weed species or in low moisture conditions. ● COC adjuvants are recommended though other adjuvants may be used. ● Use the higher rate for hard-to-control weeds. ● Do not exceed 6.8 fl oz/acre (0.0090 lb ai/acre) per year for all postharvest, dormant, and prebloom applications combined. ● Allow a minimum of 30 days between applications for this use. ● For the management of undesirable sucker growth on the basal portion of trunks, root sprouts and tree/vine trunks, growth must be controlled when the tissue is young, immature, and/or not hardened off. ● Avoid contact with green, uncalled bark of young trees or vines established less than one year unless protected from spray contact by non-porous wraps, grow tubes, or waxed containers. ● Do not allow spray to drift onto desirable fruit, foliage, vines, or trees, as damage will occur.
	Sucker Management	3.0 to 4.0 fl oz/acre (0.0040 to 0.0053 lb ai/acre)	Do not exceed 2 applications per year for this use	

Nonbearing Only**Date; Feijoa; Fig; Kiwifruit; Mango; Persimmon**

Application	Pest	Rate/ Acre	Maximum Applications Rate/Year	Directions for Use
In-Season	Listed Broadleaf Weeds	1.0 to 4.0 fl oz/acre (0.0013 to 0.0053 lb ai/acre)	Do not exceed a combined total of 2 applications per year for these uses.	<ul style="list-style-type: none">● Apply in a minimum of 20 gallons spray solution per acre by ground equipment to target weeds and sucker growth.● Do not apply by air for this use.● Do not exceed 6.8 fl oz/acre (0.0090 lb ai/acre) per year for all in-season applications combined.● Allow a minimum of 30 days between applications for this use.● The addition of a COC adjuvant at a concentration of 1% to 2% is recommended for optimum weed control. Use the higher COC rate for larger labeled weed species or in low moisture conditions.● COC adjuvants are recommended, though other adjuvants may be used.● Do not allow spray to drift onto desirable fruit, foliage, vines, or trees, as damage will occur.● Avoid contact with green, uncallused bark of young trees or vines, established less than one year, unless protected from spray contact by non-porous wraps, grow tubes, or waxed containers.● Use the higher rate for hard-to-control weeds.● For the management of undesirable sucker growth on the basal portion of trunks, root sprouts and tree/vine trunks growth must be controlled when the tissue is young, immature and/or not hardened off.
	Sucker Management	3.0 to 4.0 fl oz/acre (0.0040 to 0.0053 lb ai/acre)		

Bulb Vegetables (Crop Group 3) – garlic, bulb; garlic, great-headed; leek; onion, dry bulb and green; onion, Welsh; shallot

Cereal Grains (Crop Group 15) - barley; buckwheat; corn; millet, pearl; millet, proso; oats; popcorn; rice; rye; sorghum (milo); teosinte; triticale; wheat; wild rice

Brassica (Cole) Leafy Vegetables (Crop Group 5) - broccoli; broccoli, Chinese (gai lon); broccoli raab (rapini); Brussels sprouts; cabbage; cabbage, Chinese (bok choy); cabbage, Chinese (napa); cabbage, Chinese mustard (gai choy); cauliflower; cavalo broccolo; collards; kale; kohlrabi; mizuna; mustard greens; mustard spinach; rape greens

Cucurbit Vegetables (Crop Group 9) – chayote (fruit); Chinese waxgourd (Chinese preserving melon); citron melon; cucumber; gherkin; gourd, edible (including hyotan, cucuzza, hechima, Chinese okra); *Momordica* spp. (including balsam apple, balsam pear, bitter melon, Chinese cucumber); muskmelon (including true cantaloupe, cantaloupe, casaba, crenshaw melon, golden pershaw melon, honeydew melon, honey balls, mango melon, Persian melon, pineapple melon, Santa Claus melon, and snake melon); pumpkin; squash, summer; squash, winter (including butternut squash, calabaza, hubbard squash, acorn squash, spaghetti squash); watermelon

Fruiting Vegetables (Except Cucurbits) (Crop Group 8) - eggplant; groundcherry (*Physalis* spp.); pepino; pepper (including bell pepper, chili pepper, cooking pepper, pimento, sweet pepper); tomatillo; tomato

Leafy Vegetables (Except Brassica Vegetables) (Crop Group 4) - amaranth (leafy, Chinese spinach, tampala); arugula (roquette); cardoon; celery; celery, Chinese; celtuce; chervil; chrysanthemum, edible-leaved; chrysanthemum, garland; corn salad; cress, garden; cress, upland; dandelion; dock (sorrel); endive (escarole); fennel, Florence; lettuce, head and leaf; orach; parsley; purslane, garden; purslane, winter; radicchio (red chicory); rhubarb; spinach; spinach, New Zealand; spinach, vine; Swiss chard

Legume Vegetables, Succulent or Dried (Crop Group 6) – bean (*Lupinus* spp.) (including grain lupin, sweet lupin, white lupin, and white sweet lupin); bean (*Phaseolus* spp.) (including field bean, kidney bean, lima bean, navy bean, pinto bean, runner bean, snap bean, tepary bean, wax bean); bean (*Vigna* spp.) (including adzuki bean, asparagus bean, blackeyed pea, catjang, Chinese longbean, cowpea, crowder pea, moth bean, mung bean, rice bean, southern pea, urd bean, yardlong bean); broad bean (fava bean); chickpea (garbanzo bean); guar; jackbean; lablab bean; lentil; pea (*Pisum* spp.) (including dwarf pea, edible-podded pea, English pea, field pea, garden pea, green pea, snow pea, sugar snap pea); pigeon pea; soybean; soybean (immature seed); sword bean

Oilseed Group (Crop Group 20) - borage; calendula; castor oil plant; Chinese tallowtree; cottonseed; crambe; cuphea; echium; euphorbia; evening primrose; flax seed; gold of pleasure; hare's ear mustard; jojoba; lesquerella; lunaria; meadowfoam; milkweed; mustard seed; niger seed; oil radish; poppy seed; rapeseed [canola]; rose hip; safflower; sesame; stokes aster; sunflower; sweet rocket; tallowwood; tea oil plant; vernonia; cultivars, varieties, and/or hybrids of these

Root and Tuber Vegetables (Crop Group 1) - arracacha; arrowroot; artichoke, Chinese; artichoke, Jerusalem; beet, garden; beet, sugar; burdock, edible; canna, edible; carrot; cassava, bitter and sweet; celeriac; chayote (root); chervil, turnip-rooted; chicory; chufa; dasheen (taro); ginger; ginseng; horseradish; leren; parsley, turnip-rooted; parsnip; potato; radish; radish, oriental; rutabaga; salsify; salsify, black; salsify, Spanish; skirret; sweet potato; taniel; turmeric; turnip; yam bean; yam, true

Sugarcane

Application	Pest	Rate/Acre	Directions for Use
Preplant Burndown	Listed Broadleaf Weeds	0.7 to 2.4 fl oz/acre (0.0009 to 0.0032 lb ai/acre)	<ul style="list-style-type: none"> ● Apply in a minimum of 5 gallons water per acre by air or 10 gallons spray solution per acre by ground. ● The addition of a COC adjuvant at a concentration of 1% to 2% is recommended for optimum weed control. Use the higher COC rate for larger labeled weed species or in low moisture conditions. ● COC adjuvants are recommended, though other adjuvants may be used. ● Use the higher rate for hard-to-control weeds.

			<ul style="list-style-type: none"> ● Refer to Rotational Crop Restrictions table. ● Do not make more than 3 applications or exceed 6.8 fl oz/acre (0.0090 lb ai/acre) per year. ● Allow a minimum of 30 days between applications for this use.
--	--	--	--

SPOT TREATMENT

For spot treatment to listed broadleaf weeds or for sucker management, refer to the information below to determine the amount of ET 2%SC Herbicide/Defoliant to add to a tank. Spray using a pressure (pump-up) sprayer (or similar application equipment) until wet but prior to runoff. Use information for rates, concentrations, water volumes, and timing and frequency of application can be found in the Rate/Acre and Directions for Use columns in the APPLICATION AND DOSAGE tables. Please refer to and follow all precautions and restrictions under Directions for Use for the crop to be treated.

Fluid oz of ET 2%SC to add to sprayer tank

Sprayer tank capacity (gallons)	Spray volume (gallons/A)	fluid oz ET 2%SC to add per tank for a rate of 1.0 fl oz/A (0.0013 lb ai/A)	fluid oz ET 2%SC to add per tank for a rate of 4.0 fl oz/A (0.0053 lb ai/A)
1	20	0.05	0.20
	30	0.03	0.13
	40	0.03	0.10
3	20	0.15	0.60
	30	0.10	0.40
	40	0.08	0.30
5	20	0.25	1.00
	30	0.17	0.67
	40	0.13	0.50
10	20	0.50	2.00
	30	0.33	1.33
	40	0.25	1.00

Formula

$$\text{Fluid oz ET 2\%SC to add to sprayer tank} = \frac{\text{Application rate} \times \text{Sprayer tank capacity}}{\text{Spray volume}}$$

Example Calculation for 1 gallon sprayer tank capacity

$$\text{Fluid oz ET 2\%SC to add to sprayer tank} = \frac{4.0 \text{ fl oz /A} \times 1 \text{ gallon}}{40 \text{ gallons/A}}$$

$$= 0.10 \text{ fl oz}$$

where: Application rate = 4.0 fl oz/A
Sprayer tank capacity = 1 gallon
Spray volume = 40 gallons/A

Example Calculation for 5 gallon sprayer tank capacity

$$\text{Fluid oz ET 2\%SC to add to sprayer tank} = \frac{4.0 \text{ fl oz /A} \times 5 \text{ gallons}}{40 \text{ gallons/A}}$$

$$= 0.50 \text{ fl oz}$$

where: Application rate = 4.0 fl oz/A
 Sprayer tank capacity = 5 gallons
 Spray volume = 40 gallons/A

Pasture and Rangeland		
Pest	Rate/Acre	Directions for Use
Listed Broadleaf Weeds	1.0 to 3.5 fl oz/acre (0.0013 to 0.0046 lb ai/acre)	<ul style="list-style-type: none"> ● Apply in a minimum of 2 gallons water per acre by air or 10 gallons water per acre by ground for this application. ● The addition of a crop oil or spray tank adjuvant at a concentration of 0.5% to 1.0% is recommended for optimum weed control. ● Allow a minimum of 14 days between applications for this use. ● Do not make more than 2 applications or exceed 7.0 fl oz/acre (0.0093 lb ai/acre) per year for this use. ● Livestock may graze treated areas as soon as the spray solution has dried on the foliage. ● Refer to Rotational Crop Restrictions table. ● Use the higher rate for hard-to-control weeds.

Fallow Bed and Crop Stubble			
Application	Pest	Rate/Acre	Directions for Use
Preplant Burndown	Listed Broadleaf Weeds	0.7 to 4.0 fl oz/acre (0.0009 to 0.0053 lb ai/acre)	<ul style="list-style-type: none"> ● Apply in a minimum of 5 gallons spray solution per acre by air or 10 gallons spray solution per acre by ground. ● Allow a minimum of 30 days between applications for this use. ● Do not make more than 3 applications or exceed 6.8 fl oz/acre (0.0090 lb ai/acre) per year. ● The addition of a COC adjuvant at a concentration of 1% to 2% is recommended for optimum weed control. Use the higher COC rate for larger labeled weed species or in low moisture conditions. ● COC adjuvants are recommended, though other adjuvants may be used. ● Refer to Rotational Crop Restrictions table. ● Use the higher rate for hard-to-control weeds.

Non-Cropland, Uncultivated Agricultural Areas, Conservation Reserve Program Land/Federal Set-Aside Acreage* (Non Food Producing)		
Pest	Rate/Acre	Directions for Use
Listed Broadleaf Weeds	0.7 to 4.0 fl oz/acre (0.0009 to 0.0053 lb ai/acre)	<ul style="list-style-type: none"> ● Apply in a minimum of 5 gallons spray solution per acre by air or 10 gallons spray solution per acre by ground. ● Allow a minimum of 30 days between applications for this use. ● Do not make more than 3 applications or exceed 6.8 fl oz/acre (0.0090 lb ai/acre) per year. ● The addition of a COC adjuvant at a concentration of 1% to 2% is recommended for optimum weed control. Use the higher COC rate for larger labeled weed species or in low moisture conditions. ● COC adjuvants are recommended, though other adjuvants may be used. ● Refer to Rotational Crop Restrictions table. ● Use the higher rate for hard-to-control weeds. ● Applications to non-cropland areas are not applicable to treatment of commercial timber or other plants being grown for sale or other commercial use, or for commercial seed production, or for research purposes.

*Follow federal, state and local rules for use on grass and hay.

Noncrop Weed Control: Airports and Airfields, Commercial Plants, Storage and Lumber Yards, Fence Lines and Fence Rows, Farmyards and Farm Buildings, Barrier Strips and Firebreaks, Equipment Areas, Railroads, Roadside and Utility Rights-Of-Way, Fuel Tank Farms and Pumping Stations, Dry Ditches and Ditchbanks, Vacant Lots, and Similar Agricultural and Industrial Non-Crop Sites		
Pest	Rate/Acre	Directions for Use
Listed Broadleaf Weeds	0.7 to 4.0 fl oz/acre (0.0009 to 0.0053 lb ai/acre)	<ul style="list-style-type: none"> ● Apply in a minimum of 20 to 40 gallons spray solution per acre by ground. ● Avoid contact with desirable vegetation. ● The addition of a COC adjuvant at a concentration of 1% to 2% is recommended for optimum weed control. Use the higher COC rate for larger labeled weed species or in low moisture conditions. ● COC adjuvants are recommended, though other adjuvants may be used. ● Do not make more than 3 applications or exceed 12.0 fl oz/acre (0.0159 lb ai/acre) per year. ● Use the higher rate for hard-to-control weeds. ● For applications to ornamental plantings, do not allow people (other than the applicator) or pets on treatment area during the application and until sprays have dried.

ESTABLISHED ORNAMENTAL TURF LAWNS (RESIDENTIAL, INDUSTRIAL, AND INSTITUTIONAL), PARKS, CEMETERIES, ATHLETIC FIELDS, GOLF COURSES (FAIRWAYS, APRONS, GREENS, TEES, AND ROUGHS), AND SOD FARMS

Do not allow people (other than the applicator) or pets on treatment area during the application and until sprays have dried.

Pest	Rate/Acre	Directions for Use
Silvery Thread Moss	2.0 to 6.8 fl oz/acre (0.046 to 0.156 fl oz/1000 ft ²) (0.003 to 0.009 lb ai/acre)	<ul style="list-style-type: none"> • For ground application, use a minimum of 40 gallons of water per acre. • Allow at least 14 days between applications. • Multiple applications will be required for complete control.
Broadleaf weeds	1.0 to 4.0 fl. oz./ acre (0.0013 to 0.0053 lb ai/acre)	<ul style="list-style-type: none"> • For ground application, use a minimum of 20 gallons of water per acre. • Allow at least 30 days between applications for control of broadleaf weeds.
Turf Areas (all uses)		<ul style="list-style-type: none"> • Do not apply more than 13.6 fl oz ET 2%SC/acre per year (0.018 lb a.i./acre). • The use of a non-ionic surfactant at a rate of 0.25% v/v is recommended to obtain best results. • Do not apply by air.

Spray Concentrate

Make an appropriate amount of spray concentrate for the area to be treated by adding 10 fl oz of ET 2%SC Herbicide/Defoliant to 120 fl oz of water (e.g., 1.25 fl oz ET 2%SC Herbicide/Defoliant to 15 fl oz water). Use the appropriate amount of concentrate as specified in the dosage tables below for application by pressure (pump-up) sprayer, hose-end sprayer, or similar application equipment.

Spot treatment: Pressure sprayer (Pump-up Sprayer)

Adjust spray nozzle to give coarse spray. Aim at center of weed and spray to wet. A repeat application may be required for hard-to-kill weeds. Do not use a hose-end sprayer for spot treatments.

Turf Species	Application Rate	Amount of Spray Concentrate (fluid ounces)	Amount of water to be applied (gallons)	Area to Treat (square feet)
Cool season grasses: bluegrass, fescue, ryegrass	3.4 fl oz/acre (0.0045 lb ai/acre)	1.0	4	1000
Warm season grasses: bahiagrass, common bermudagrass, centipedegrass, St. Augustine grass, zoysia grass		0.5	2	500

Formula

Amount of Spray Concentrate, fl. oz.

$$= (\text{Application Rate}) \times (\text{Spray Concentrate Dilution}) \times (\text{Area to Treat}) \times (\text{Conversion Factor})$$

Example Calculation: Amount of Spray Concentrate to treat 1000 sq ft

Amount of Spray Concentrate, fl. oz.

$$= \frac{3.4 \text{ fl oz}}{A} \times \left(\frac{130 \text{ fl oz Spray Concentrate}}{10 \text{ fl oz ET 2\%SC}} \right) \times 1000 \text{ sq. ft.} \times \frac{1 \text{ acre}}{43560 \text{ sq ft}}$$

$$= \frac{3.4 \times 13 \times 1000}{43560}$$

$$= 1.0 \text{ fl oz spray concentrate to treat 1000 sq. ft.}$$

where:

Application rate = 3.4 fl oz/A
 Spray Concentrate Dilution: = 130 fl oz Spray Concentrate/ 10 fl oz ET 2%SC
 Area to Treat: = 1000 sq ft
 Conversion Factor: = 1 acre/43560 sq ft

Entire lawn: Dial Type Hose-End Sprayer

Spray lawn using coarse spray. Apply evenly over area to be treated. One application should be sufficient. Effects begin to show after 24 to 48 hours with plant death occurring within 7 to 14 days.

- 1) Measure the total square footage area to be sprayed. To determine the total square foot area, multiply the length by the width of the lawn area to be treated. Subtract square footage of non-treatment areas including flower beds, shrub beds, driveways and sidewalks.
- 2) The application rate of this product is indicated in the following table. Add the appropriate amount of spray concentrate to the spray bottle, [jar], [reservoir], as indicated in the table depending on the lawn area to be treated.
- 3) Set the dial to the correct fluid ounce setting mix rate indicated in the following table.
- 4) Connect the hose, turn on water and spray evenly over the lawn treatment area. One gallon of mixed spray solution should cover approximately 2000 square feet.
- 5) Monitor the spray solution level in the spray bottle, [jar], [reservoir], to gauge coverage.

Turf Species	Application Rate	Area to Treat (square feet)	Amount of Spray Concentrate (fluid ounces)	Dial-type Hose-end sprayer mix setting (fl oz per gallon)
Cool season grasses: bluegrass, fescue, ryegrass	3.4 fl oz/acre (0.0045 lb a.i./acre)	1000	1.0	2.0 fl oz
		5000	5.0	
		8000	8.0	

Formula

Amount of Spray Concentrate, fl. oz.

$$= (\text{Application Rate}) \times (\text{Spray Concentrate Dilution}) \times (\text{Area to Treat}) \times (\text{Conversion Factor})$$

Example Calculation: fl oz Spray Concentrate to treat 5000 sq ft

Amount of Spray Concentrate, fl. oz.

$$= \frac{3.4 \text{ fl oz}}{A} \times \left(\frac{130 \text{ fl oz Spray Concentrate}}{10 \text{ fl oz ET 2\%SC}} \right) \times 5000 \text{ sq. ft.} \times \frac{1 \text{ acre}}{43560 \text{ sq ft}}$$

$$= 5.0 \text{ fl oz spray concentrate to treat 5000 sq ft}$$

where:

Application rate = 3.4 fl oz/A
 Spray Concentrate Dilution: = 130 fl oz spray concentrate/10 fl oz ET 2%SC
 Area to Treat: = 5000 sq ft
 Conversion Factor: = 1 acre/43560 sq ft

Broadcast Application: Spray using coarse spray. Apply evenly over area to be treated.

Turf Species	Application Rate	Amount of Spray Concentrate (fluid ounces)	Area to Treat (square feet)
Cool season grasses: bluegrass, fescue, ryegrass; Warm season grasses: bahiagrass, common bermudagrass, centipedegrass, St Augustine grass, zoysia grass	3.4 fl oz/acre (0.0045 lb a.i./acre)	1.0	1000
		5.0	5000
		8.0	8000

Formula

Amount of Spray Concentrate, fl. oz.

$$= (\text{Application Rate}) \times (\text{Spray Concentrate Dilution}) \times (\text{Area to Treat}) \times (\text{Conversion Factor})$$

Example Calculation: fl oz Spray Concentrate to treat 8000 sq ft

Amount of Spray Concentrate, fl. oz.

$$= \frac{3.4 \text{ fl oz}}{A} \times \left(\frac{130 \text{ fl oz Spray Concentrate}}{10 \text{ fl oz ET 2\%SC}} \right) \times 8000 \text{ sq. ft.} \times \frac{1 \text{ acre}}{43560 \text{ sq ft}}$$

$$= 8.0 \text{ fl oz spray concentrate to treat 5000 sq ft}$$

where:

Application rate = 3.4 fl oz/A
 Spray Concentrate Dilution: = 130 fl oz spray concentrate/10 fl oz ET 2%SC
 Area to Treat: = 8000 sq ft
 Conversion Factor: = 1 acre/43560 sq ft

PRECAUTIONS FOR USE IN NURSERIES AND ORNAMENTAL PLANTINGS; SOD FARMS; CHRISTMAS TREES AND CONIFER PLANTATION SITE PREPARATION; ESTABLISHED TURF AREAS

Turfgrass Tolerance

Established turfgrasses tolerant to application of ET 2%SC Herbicide/Defoliant at labeled rates are listed below. For turfgrass species not listed on this label, the user should apply ET 2%SC Herbicide/Defoliant to a small test area to assure tolerance. A slight transitory yellowing or discoloration may occur on some sensitive turfgrass species under stress 3 to 5 days following application of ET 2%SC Herbicide/Defoliant at labeled rates. Recovery is typically 4 to 7 days from application.

Cool Season Turfgrasses (creeping bentgrass, Kentucky bluegrass, Rough bluegrass, tall fescue, perennial ryegrass). Cool season grasses, both newly seeded and established, are generally tolerant to application of ET 2%SC Herbicide/Defoliant at labeled rates. To evaluate tolerance of certain species, apply to a small test area before treating large areas to assure tolerance. Be aware and observe all label restrictions regarding turfgrass tolerance when ET 2%SC Herbicide/Defoliant is tank mixed with another product.

Warm Season Turfgrasses (common and hybrid bermudagrass, centipedegrass, St. Augustinegrass, zoysiagrass). Warm season turfgrasses listed above are generally tolerant to applications of ET 2%SC Herbicide/Defoliant at labeled rates. Centipedegrass may exhibit a slight yellowing 3 to 7 days after application, however complete recovery is expected. To evaluate tolerance of certain species, apply to a small test area before treating large areas to assure tolerance. Be aware and observe all label restrictions regarding turfgrass tolerance when ET 2%SC Herbicide/Defoliant is tank mixed with another product.

Newly Seeded, Sodded, or Sprigged Turfgrass

ET 2%SC Herbicide/Defoliant may be applied to newly seeded, sodded, or sprigged turfgrass that is established and not subject to impending stress due to moisture, temperature, or other cultural practices. Areas treated with ET 2%SC Herbicide/Defoliant may be seeded or overseeded one day following application.

Dormant Turfgrass

Applications of ET 2%SC Herbicide/Defoliant to dormant warm season turfgrasses are permitted. Avoid applications when warm season turfgrasses are transitioning into or out of dormancy.

Apply ET 2%SC Herbicide/Defoliant at rates specified in the dosage table below for control of broadleaf weeds. ET 2%SC Herbicide/Defoliant is a contact herbicide. ET 2%SC Herbicide/Defoliant may be tank mixed with other registered grass herbicides for control of grassy weeds. **Avoid contact with desirable vegetation.** Do not apply to lawns or turf where clovers and carpetgrass are desirable.

Spray Volume

ET 2%SC Herbicide/Defoliant is a contact herbicide that causes herbicidal symptoms only to plant parts that come into contact with spray applications. Therefore, proper spray volume and uniform coverage are important to maximize efficacy of ET 2%SC Herbicide/Defoliant. Uniform sprays should be applied at 20 to 200 gallons/A (0.5 to 4.5 gallons per 1000 sq. ft). Higher spray volumes should be used to target high weed populations and/or weeds contained in dense turfgrass canopies.

Use of Adjuvants

Addition of surfactants (spreaders/stickers) to the spray solution will improve efficacy and contact activity of ET 2%SC Herbicide/Defoliant. Follow manufacturer's recommended use rates for specific sites.

Use	Rate/Acre	Directions for Use
Nursery and ornamental plantings	When not tank mixing with other herbicides: Apply ET 2%SC Herbicide/Defoliant at rates of 1.0 to 4.0 fluid ounces per acre (0.0013 to 0.0053 lb ai/acre) in 20 to 40 GPA for control of seedling, non-mature winter and summer annual weeds and/or for temporary burndown of broadleaf weeds listed in <i>Broadleaf Weeds Controlled</i> . Tank mixes including other broadleaf herbicides with ET 2%SC Herbicide/Defoliant may be needed for control of larger winter and summer annual broadleaf weeds.	<ul style="list-style-type: none"> • Do not exceed 13.6 fl oz/A (0.0181 lb ai/A) per year using ground equipment. • Allow a minimum of 30 days between applications for control of broadleaf weeds. • Do not apply by air.
Sod farms		
Christmas trees and conifer plantation site preparation	When tank mixing with other herbicides: Apply ET 2%SC Herbicide/Defoliant at rates of 0.7 to 1.5 fluid ounces per acre (0.0009 to 0.0020 lb ai/acre) in tank mix combinations with herbicides registered for use such as amines, esters, and salts of 2,4-D, chloroprop, dicamba, mecoprop, MCPA, triclopyr, fluroxypyr, and various combination of these products for control of broadleaf annual weeds and perennial weeds listed in <i>Broadleaf Weeds Controlled</i> . Residual, long-term control of the target weeds is as defined by the labeling of the companion product. For tank mixing with herbicides follow the tank mix directions.	
Established Ornamental turf		

Backpack Sprayer Dosage Chart

For use in backpack sprayers having tank capacity of 3 to 5 gallons, accurate calibration and measurement of the appropriate amount of product is important to deliver the desired rate of ET 2%SC Herbicide/Defoliant. Use the chart below to determine the quantity of ET 2%SC Herbicide/Defoliant to be added to a backpack sprayer having a capacity of 3 to 5 gallons to equal a 1.5 fl oz/A (0.0020 lb ai/A) rate.

Backpack tank capacity (gallons)	Spray volume (gallons/A)	fluid oz ET 2%SC per tank for 1.5 fl oz/A	ml ET 2% SC per tank for 1.5 fl oz/A
3	20	0.23	6.6
	30	0.15	4.4
	40	0.11	3.3
4	20	0.30	8.9
	30	0.20	5.9
	40	0.15	4.4
5	20	0.38	11.1
	30	0.25	7.4
	40	0.19	5.5

Formula

$$\text{Fluid oz ET 2\%SC to add to sprayer tank} = \frac{\text{Application rate} \times \text{Sprayer tank capacity}}{\text{Spray volume}}$$

Example Calculation for 4 gallon sprayer tank capacity

$$\text{Fluid oz ET 2\%SC to add to sprayer tank} = \frac{(1.5 \text{ fl oz /A}) \times 4 \text{ gallon}}{30 \text{ gallons/A}}$$
$$= 0.20 \text{ fl oz}$$

where: Application rate = 1.5 fl oz/A
Sprayer tank capacity = 4 gallon
Spray volume = 30 gallons/A

For smaller volume sprayers less than three (3) gallons in size, measure 0.03 to 0.07 fl. oz. (1 to 2.1 ml) of ET 2%SC Herbicide/Defoliant per one (1) gallon of water when tank mixing with other herbicides to equal a 1.5 fl oz/A (0.0020 lb ai/A) rate. For specific measurements based on spray volume (gallons/A), see the table below.

Spray Volume (gallons/A)	fluid oz ET 2%SC per gallon water for 1.5 fl. oz./A	ml ET 2%SC per gallon water for 1.5 fl. oz./A
20	0.07	2.1
30	0.05	1.4
40	0.03	1.0

Formula

$$\text{Fluid oz ET 2\%SC per gallon for 1.5 fl. oz./A} = \frac{\text{Application rate} \times \text{Sprayer tank capacity}}{\text{Spray volume}}$$

Example Calculation for 1 gallon sprayer tank capacity

$$\text{Fluid oz ET 2\%SC to add to sprayer tank} = \frac{(1.5 \text{ fl oz /A}) \times 1 \text{ gallon}}{30 \text{ gallons/A}}$$
$$= 0.05 \text{ fl oz}$$

where: Application rate = 1.5 fl oz/A
Sprayer tank capacity = 1 gallon
Spray volume = 30 gallons/A

STORAGE AND DISPOSAL

Do not contaminate water, food, or feed by storage or disposal.

Pesticide Storage: Store in original container, and keep tightly closed when not in use. Store in a cool, dry place.

Pesticide Disposal: Wastes resulting from the use of this product must be disposed of on site or at an approved waste disposal facility.

Container Handling:

[Nonrefillable plastic container (Less than 5 gallons)]

Nonrefillable container. Do not reuse or refill this container. Clean container promptly after emptying. Triple rinse as follows: Empty the remaining contents into application equipment or a mix tank and drain for 10 seconds after the flow begins to drip. Fill the container ¼ full with

water and recap. Shake for 10 seconds. Pour rinsate into application equipment or a mix tank or store rinsate for later use or disposal. Drain for 10 seconds after the flow begins to drip. Repeat this procedure two more times. Then offer for recycling if available or reconditioning if appropriate or puncture and dispose of in a sanitary landfill or by other procedures approved by state and local authorities.

[Nonrefillable plastic container (Greater than 5 gallons)]

Nonrefillable container. Do not reuse or refill this container. Clean container promptly after emptying.

Triple rinse as follows: Empty the remaining contents into application equipment or a mix tank. Fill the container $\frac{1}{4}$ full with water. Replace and tighten closures. Tip container on its side and roll it back and forth, ensuring at least one complete revolution, for 30 seconds. Stand the container on its end and tip it back and forth several times. Turn the container over onto its other end and tip it back and forth several times. Empty the rinsate into application equipment or a mix tank or store rinsate for later use or disposal. Repeat this procedure two more times.

Pressure rinse as follows: Empty the remaining contents into application equipment or a mix tank and continue to drain for 10 seconds after the flow begins to drip. Hold container upside down over application equipment or a mix tank or collect rinsate for later use or disposal. Insert pressure rinsing nozzle in the side of the container, and rinse at about 40 PSI for at least 30 seconds. Drain for 10 seconds after the flow begins to drip.

Then offer for recycling if available or reconditioning if appropriate or puncture and dispose of in a sanitary landfill or by other procedures approved by state and local authorities.

[Nonrefillable metal container (Greater than 5 gallons)]

Nonrefillable container. Do not reuse or refill this container. Clean container promptly after emptying.

Triple rinse as follows: Empty the remaining contents into application equipment or a mix tank. Fill the container $\frac{1}{4}$ full with water. Replace and tighten closures. Tip container on its side and roll it back and forth, ensuring at least one complete revolution, for 30 seconds. Stand the container on its end and tip it back and forth several times. Turn the container over onto its other end and tip it back and forth several times. Empty the rinsate into application equipment or a mix tank or store rinsate for later use or disposal. Repeat this procedure two more times.

Pressure rinse as follows: Empty the remaining contents into application equipment or a mix tank and continue to drain for 10 seconds after the flow begins to drip. Hold container upside down over application equipment or a mix tank or collect rinsate for later use or disposal. Insert pressure rinsing nozzle in the side of the container, and rinse at about 40 PSI for at least 30 seconds. Drain for 10 seconds after the flow begins to drip.

Then offer for recycling if available or reconditioning if appropriate or puncture and dispose of in a sanitary landfill or by other procedures approved by state and local authorities.

[Refillable plastic container]

Refillable container. Refill this container with pesticide only. Do not reuse this container for any other purpose. Cleaning the container before final disposal is the responsibility of the person disposing of the container. Cleaning before refilling is the responsibility of the refiller. To clean the container before final disposal, empty the remaining contents from this container into

application equipment or a mix tank. Fill the container about 10 percent full with water. Agitate vigorously or recirculate water with the pump for 2 minutes. Pour or pump rinsate into application equipment or rinsate collection system. Repeat this rinsing procedure two more times. Return to point of sale or offer for recycling if available or reconditioning if appropriate or puncture and dispose of in a sanitary landfill or by other procedures approved by state and local authorities.

[Refillable metal container]

Refillable container. Refill this container with pesticide only. Do not reuse this container for any other purpose. Cleaning the container before final disposal is the responsibility of the person disposing of the container. Cleaning before refilling is the responsibility of the refiller. To clean the container before final disposal, empty the remaining contents from this container into application equipment or a mix tank. Fill the container about 10 percent full with water. Agitate vigorously or recirculate water with the pump for 2 minutes. Pour or pump rinsate into application equipment or rinsate collection system. Repeat this rinsing procedure two more times. Return to point of sale or offer for recycling if available or reconditioning if appropriate or puncture and dispose of in a sanitary landfill or by other procedures approved by state and local authorities.

IMPORTANT: READ BEFORE USE

By using this product, user or buyer accepts the following conditions, warranty, disclaimer of warranties, and limitations of liability.

CONDITIONS: The directions for use of this product are believed to be accurate and must be followed carefully. However, because of extreme weather and soil conditions, use methods and other factors beyond the control of Nichino America, Inc. (NAI), it is impossible for NAI to eliminate all risks associated with the use of this product. As a result, crop injury or ineffectiveness is always possible. To the extent consistent with applicable law, all such risks are assumed by the user or buyer.

DISCLAIMER OF WARRANTIES: TO THE EXTENT CONSISTENT WITH APPLICABLE LAW, THERE ARE NO WARRANTIES, EXPRESS OR IMPLIED, OF MERCHANTABILITY OR OF FITNESS FOR A PARTICULAR PURPOSE OR OTHERWISE, WHICH EXTEND BEYOND THE STATEMENTS MADE ON THIS LABEL. No agent of NAI is authorized to make any warranties beyond those contained herein or to modify the warranties contained herein. To the extent consistent with applicable law, NAI disclaims any liability whatsoever for incidental or consequential damages, including, but not limited to, liability arising out of breach of contract, express or implied warranty (including warranties of merchantability and fitness for a particular purpose), tort, negligence, strict liability, or otherwise.

LIMITATIONS OF LIABILITY: TO THE EXTENT CONSISTENT WITH APPLICABLE LAW, THE EXCLUSIVE REMEDY OF THE USER OR BUYER FOR ANY AND ALL LOSSES, INJURIES OR DAMAGES RESULTING FROM THE USE OR HANDLING OF THIS PRODUCT, WHETHER IN CONTRACT, WARRANTY, TORT, NEGLIGENCE, STRICT LIABILITY, OR OTHERWISE, SHALL NOT EXCEED THE PURCHASE PRICE PAID, OR AT THE ELECTION OF NICHINO AMERICA, THE REPLACEMENT OF PRODUCT

ET, Venue, Octane, Edict, and Nichino America logo are registered trademarks of Nichino America, Inc., CottonQuik® is a trademark of Nufarm Americas, Inc. Cyclone®, and Gramoxone® are trademarks of Syngenta Crop Protection. Dropp®, Finish®, Ginstar®, and Prep™ are trademarks of Bayer CropScience. Roundup® is a trademark of Monsanto Company. Folex® is a trademark of Amvac Chemical Corporation.

©2017 Nichino America, Inc.

SUPPLEMENTAL LABEL

GROUP 14 HERBICIDE

Octane® Herbicide EPA Reg. No. 71711-25

For Control of Silvery Thread Moss on Established Ornamental Turf Lawns (Residential, Industrial, And Institutional), Parks, Cemeteries, Athletic Fields, Golf Courses (Fairways, Aprons, Greens, Tees, And Roughs), and Sod Farms

This supplemental label expires September 5, 2020 and must not be used or distributed after this date.

KEEP OUT OF REACH OF CHILDREN CAUTION

FIRST AID	
If on skin or clothing	<ul style="list-style-type: none">▪ Take off contaminated clothing.▪ Rinse skin immediately with plenty of water for 15-20 minutes.▪ Call a poison control center or doctor for treatment advice.
HOTLINE NUMBER	
Have the product container or label with you when calling a poison control center or doctor, or going for treatment. For additional information on this pesticide product, including human health concerns and medical emergencies, call 1-800-348-5832. In case of fire or spills, information may be obtained by calling 1-800-424-9300.	

DIRECTIONS FOR USE

It is a violation of Federal law to use this product in a manner inconsistent with its labeling. This labeling and the EPA approved container label must be in the possession of the user at the time of application.

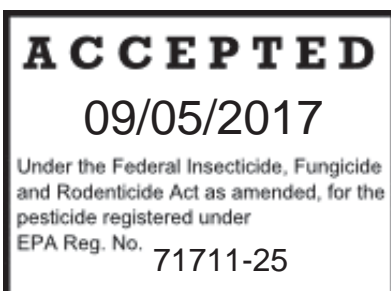
Read the label affixed to the container for Octane Herbicide before applying. Use of Octane Herbicide according to this labeling is subject to the use precautions and limitations imposed by the label affixed to the container for Octane Herbicide/Defoliant.

New use directions appear on this supplemental label that may be different from those that appear on the container label.

APPLICATION AND DOSAGE

Pest	Rate/Acre	Directions for Use
Silvery thread moss	2.0 to 6.8 fl oz/acre (0.046 to 0.156 fl oz/1000 ft ²) (0.003 to 0.009 lb ai/acre)	<ul style="list-style-type: none">• Do not apply by air.• For ground application, use a minimum of 40 gallons of water per acre.• Allow at least 14 days between applications.• Do not apply more than 13.6 fl oz Octane/acre per year (0.018 lb a.i./acre).• Multiple applications will be required for complete control.• The use of a nonionic surfactant at a rate of 0.25% v/v is recommended to obtain best results.

©2017 Nichino America, Inc. Octane and Nichino America logo are registered trademarks of Nichino America, Inc.



NICHINO
AMERICA®
4550 Linden Hill Road
Wilmington, DE 19808
888-740-7700