

71711-25

11-04-2011

1/31



UNITED STATES ENVIRONMENTAL PROTECTION AGENCY
WASHINGTON, D.C. 20460

OFFICE OF CHEMICAL SAFETY
AND POLLUTION PREVENTION

NOV -4 2011

Timothy M. Formella
Nichino America, Inc.
4550 New Linden Hill Road, Suite 501
Wilmington, DE 19808

Subject: Notification per PR Notice 2007-4: Update Container Disposal Instructions
ET 2%SC Herbicide/Defoliant
EPA Reg. No. 71711-25
Application Dated: October 27, 2011

Dear Mr. Formella:

The Agency is in receipt of your Application for Pesticide Notification under Pesticide Registration Notice 2007-4 for the subject product.

The Registration Division (RD) has conducted a review of this request for its applicability under PRN 2007-4 and finds that the actions requested falls within the scope of this notice. The label submitted with the application has been date-stamped "Notification" and will be placed in our records.

If you have any questions regarding this letter, please feel free to contact Maggie Rudick at (703) 347-0257 or rudick.maggie@epa.gov.

Sincerely,

A handwritten signature in black ink, appearing to read "K. Montague".

Kathryn Montague, Product Manager 23
Herbicide Branch
Registration Division (7505P)

Handwritten initials in black ink, possibly "JM".

2
31



EPA

United States
Environmental Protection Agency
Washington, DC 20460

- Registration
 Amendment
 Other:

OPP Identifier Number

Application for Pesticide - Section I

1. Company/Product Number 71711-25	2. EPA Product Manager Kathryn V. Montague	3. Proposed Classification <input checked="" type="checkbox"/> None <input type="checkbox"/> Restricted
4. Company/Product (Name) ET 2%SC Herbicide/Defoliant	PM# 23	
5. Name and Address of Applicant (Include ZIP Code) Nichino America, Inc. 4550 New Linden Hill Road, Suite 501 Wilmington, DE 19808 <input type="checkbox"/> Check if this is a new address	6. Expedited Review. In accordance with FIFRA Section 3(c)(3) (b)(I), my product is similar or identical in composition and labeling to: EPA Reg. No. _____ Product Name _____	

Section - II

NOTIFICATION

NOV - 4 2011

- Amendment - Explain below. Final printed labels in response to Agency letter dated _____
 Resubmission in response to Agency letter dated _____ "Me Too" Application
 Notification - Explain below. Other - Explain below

Explanation: Use additional page(s) if necessary. (For Section I and Section II.)

Notification of label change per PR Notice 2007-4. This notification is consistent with the guidance in PR Notice 2007-4 and the requirements of EPA's regulations at 40 CFR §§ 156.10, 156.140, 156.144, 156.146, and 156.156. No other changes have been made to the labeling or the Confidential Statement of Formula for this product. I understand that it is a violation of 18 U.S.C. Sec. 1001 to willfully make any false statement to EPA. I further understand that if the amended label is not consistent with the requirements of 40 CFR §§ 156.10, 156.140, 156.144, 156.146, and 156.156, this product may be in violation of FIFRA and I may be subject to enforcement action and penalties under sections 12 and 14 of FIFRA.

Section - III

1. Material This Product Will Be Packaged In:				2. Type of Container	
Child-Resistant Packaging <input type="checkbox"/> Yes* <input checked="" type="checkbox"/> No	Unit Packaging <input checked="" type="checkbox"/> Yes <input type="checkbox"/> No	Water Soluble Packaging <input type="checkbox"/> Yes <input checked="" type="checkbox"/> No		<input type="checkbox"/> Metal	<input checked="" type="checkbox"/> Plastic
*Certification must be submitted		If "Yes" Unit Packaging wgt. 1 quart	No. per container 8	If "Yes" Package wgt.	No. per container
3. Location of Net Contents Information <input checked="" type="checkbox"/> Label <input type="checkbox"/> Container		4. Size(s) Retail Container 1 quart bottles & 275 gallon totes		5. Location of Label Directions <input checked="" type="checkbox"/> On Label <input type="checkbox"/> On labeling accompanying product	
6. Manner in Which Label is Affixed to Product <input type="checkbox"/> Lithograph <input type="checkbox"/> Other: _____ <input checked="" type="checkbox"/> Paper glued <input type="checkbox"/> Stenciled					

Section - IV

1. Contact Point (Complete items directly below for identification of individual to be contacted, if necessary, to process this application)		
Name Timothy M. Formella	Title Senior Manager, Regulatory Affairs	Telephone No. (Include Area Code) 302-636-9001 ext. 229
Certification I certify that the statements I have made on this form and all attachments thereto are true, accurate and complete. I acknowledge that any knowingly false or misleading statement may be punishable by fine or imprisonment or both under applicable law.		6. Date Application Received (Stamped)
2. Signature 	3. Title Senior Manager, Regulatory Affairs	
4. Typed Name Timothy M. Formella	5. Date Oct. 27, 2011	

NOTIFICATION

NOV - 4 2011

NICHINO
AMERICA

ET[®] 2%SC Herbicide/Defoliant
A Nonselective Contact Herbicide for Broadleaf Weed Control

Alternate Brand Name: EDICT[®] 2%SC IVM Herbicide
EDICT[®] 2SC IVM Herbicide
For Noncrop Weed Control and Industrial Vegetation Management

Venue[®] Herbicide
A Nonselective Contact Herbicide for Tree, Nut, and Vine Crops

Octane[®] 2%SC Herbicide
Octane[®] Herbicide
For Use in Nurseries and Ornamental Plantings; Sodfarms;
Christmas Trees; and Established Ornamental Turf

Active Ingredient:

Pyraflufen ethyl: ethyl 2-chloro-5-(4-chloro-5-difluoromethoxy-1-methyl-1H-pyrazol-3-yl)-4-fluorophenoxyacetate 2.0%

Other Ingredients: 98.0%

Total: 100.0%

Contains 0.17 lb. pyraflufen ethyl per gallon

EPA Reg. No. 71711-25

EPA Est. No. 70815-GA-002

KEEP OUT OF REACH OF CHILDREN
CAUTION

FIRST AID	
If on skin or clothing	<ul style="list-style-type: none"> Take off contaminated clothing. Rinse skin immediately with plenty of water for 15-20 minutes. Call a poison control center or doctor for treatment advice.
HOTLINE NUMBER	
Have the product container or label with you when calling a poison control center or doctor, or going for treatment. You may also contact 1-800-348-5832 for emergency medical treatment information. In case of fire or spills, information may be obtained by calling 1-800-424-9300.	

Net Contents:

Active Ingredient Made in Japan; Formulated and Packaged in U.S.A. for

Nichino America, Inc.

4550 New Linden Hill Road, Suite 501

Wilmington, DE 19808

888-740-7700

5
21

**PRECAUTIONARY STATEMENTS
HAZARDS TO HUMANS AND DOMESTIC ANIMALS
CAUTION**

Harmful if absorbed through skin. Avoid contact with skin, eyes, or clothing.
Wear long-sleeved shirt and long pants, socks, shoes, and chemical resistant gloves
(Selection Category A).

Personal Protective Equipment (PPE)

Applicators and other handlers must wear:

- Long-sleeved shirt and long pants
- Shoes plus socks
- Chemical-resistant gloves

Follow manufacturer's instructions for cleaning/maintaining PPE. If no such instructions for washables, use detergent and hot water. Keep and wash PPE separately from other laundry.

User Safety Recommendations

Users should:

- Wash hands before eating, drinking, chewing gum, using tobacco, or using the toilet.
- Remove clothing immediately if pesticide gets inside. Then wash thoroughly and put on clean clothing.

ENGINEERING CONTROLS STATEMENTS

When handlers use closed systems, enclosed cabs, or aircraft in a manner that meets the requirements listed in the Worker Protection Standard (WPS) for agricultural pesticides (40 CFR 170.240(d)(4-6), the handler PPE requirements may be reduced or modified as specified in the WPS.


ENVIRONMENTAL HAZARDS

This product is toxic to fish and aquatic invertebrates. This product may contaminate water through drift of spray in wind or via runoff events. Use care when applying in areas adjacent to any body of water. Do not apply directly to water, to areas where surface water is present, or to intertidal areas below the mean high water mark. Do not contaminate water when disposing of equipment washwater or rinsate. Do not apply when weather conditions favor drift from treated areas.

DIRECTIONS FOR USE

It is a violation of Federal law to use this product in a manner inconsistent with its labeling.

DO NOT apply this product in a way that will contact workers or other persons, either directly or through drift. Only protected handlers may be in the area during application. For any requirements specific to your State or Tribe, consult the agency responsible for pesticide regulation.



AGRICULTURAL USE REQUIREMENTS

Use this product only in accordance with its labeling and with the Worker Protection Standard, 40 CFR Part 170. This Standard contains requirements for the protection of agricultural workers on farms, forests, nurseries, and greenhouses, and handlers of agricultural pesticides. It contains requirements for training, decontamination, notification, and emergency assistance. It also contains specific instructions and exceptions pertaining to the statements on this label about personal protective equipment (PPE) and restricted-entry interval. The requirements in this box only apply to uses of this product that are covered by the Worker Protection Standard.

DO NOT enter or allow worker entry into treated areas during the restricted entry interval (REI) of 12 hours.

PPE required for early entry to treated areas that is permitted under the Worker Protection Standard and that involves contact with anything that has been treated, such as plants, soil, or water, is:

- Coveralls
- Chemical resistant gloves
- Shoes plus socks

NONAGRICULTURAL USE REQUIREMENTS

The requirements in this box apply to uses of this product that are NOT within the scope of the Worker Protection Standard for agricultural pesticides (40 CFR Part 170). The WPS applies when this product is used to produce agricultural plants on farms, forests, or greenhouses. For other uses, including interiorscapes and other nonagricultural uses, do not enter treated areas without protective clothing until sprays have dried.

USE INFORMATION

ET 2%SC HERBICIDE/DEFOLIANT is designed for use as a contact herbicide for broadleaf weed control.

For best results, use ET 2%SC HERBICIDE/DEFOLIANT for control of annual or perennial herbaceous broadleaf weeds less than 4 inches in height, or rosettes less than 3 inches in diameter. Use the higher rates and spray volumes for control of larger weeds; control may be reduced with weeds larger than 4 inches.

ET 2%SC HERBICIDE/DEFOLIANT must be tank mixed with another foliar active broadleaf herbicide for complete control of most broadleaf weeds.


Use an approved agriculture buffering agent, buffering to less than pH 7.5, if using ET 2%SC HERBICIDE/DEFOLIANT in a water source greater than or equal to pH 7.5. Always buffer the water source BEFORE adding ET 2%SC HERBICIDE/DEFOLIANT to the spray tank.

ET 2%SC HERBICIDE/DEFOLIANT is a contact herbicide and defoliant and requires thorough coverage for complete broadleaf weed control and defoliation/desiccation.

Apply ET 2%SC HERBICIDE/DEFOLIANT in a minimum of 5 gallons spray solution per acre by air or 10 gallons spray solution per acre by ground unless otherwise specified.

Do not apply ET 2%SC HERBICIDE/DEFOLIANT through any type of irrigation system.

ET 2%SC HERBICIDE/DEFOLIANT is rainfast within one hour after application.



ROTATIONAL CROP RESTRICTIONS

Crop/Crop Group	Rotational/Plantback Intervals
Corn Cotton Grapes Olives Pome Fruit Crop Group 11 Pomegranates Potatoes Soybeans Stone Fruit Crop Group 12 Tree Nuts Crop Group 14 Wheat, Triticale	0 days following application
Bulb Vegetables Crop Group 3 Cereal Grains Crop Group 15 (except corn, wheat, and triticale – see 0-day plantback interval above) Cole Crops Crop Group 5 Cucurbits Crop Group 9 Fruiting Vegetables Crop Group 8 Leafy Vegetables Crop Group 4 Legumes Crop Group 6 Oil Seeds Crop Group 20 Root and Tuber Vegetables Crop Group 1 (except potatoes – see 0-day plantback interval above) Sugarcane	1 day following preplant burndown application
For all other rotational crops, do not plant for 30 days following the last application of ET 2%SC Herbicide/Defoliant.	

WEEDS CONTROLLED

The following broadleaf weed species can be controlled or suppressed up to 4 inches in height or less, or rosettes of 3 inches in diameter or less. Tank mixtures of ET 2%SC HERBICIDE/DEFOLIANT with other labeled broadleaf herbicides may be needed for control of some weed species.

Amaranth, Palmer	Knotweed, prostrate	Ragweed, common
Bedstraw	Kochia	Ragweed, giant
Beggarweed, Florida	Ladysthumb	Redmaid
Beggartick, hairy	Lambsquarters, common	Rocket, London
Bindweed, field	Lettuce, prickly	Sesbania, hemp
Buckwheat, wild	Mallow, common	Shepherd's-purse
Canola	Marestail (suppression)	Sicklepod (suppression)
Carpetweed	Milkthistle	Smartweed, Pennsylvania
Celery, wild	Morning glory, species	Smellmelon
Chickweed	Mustard, wild (suppression)	Sowthistle, annual
Chickweed, common	Nettle, stinging	Spurge, leafy
Clover, white	Nightshade, black	Sunflower, common
Cocklebur	Panicle Willowweed	Thistle, Canada
Dandelion, common	Pigweed, redroot	Thistle, Russian
Dock, curly	Pigweed, smooth	Toadflax, Dalmatian
Dollarweed	Pineapple weed	Velvetleaf
Eclipta	Poinsettia, wild	Virginia-creeper
Evening primrose, Cutleaf	Poison-ivy	Volunteer cotton (Conventional, GMO Varieties)
Geranium, Carolina	Prickly sida (Teaweed)	Volunteer Potato
Henbit	Purslane, common	Waterhemp, tall
Horsenettle (suppression)	Radish, wild	Waterhemp, common
		Western tansymustard

TANK MIXTURES

ET 2%SC Herbicide/Defoliant may be applied as a tankmix or in sequential application with other harvest aid, herbicide, fungicide, or insecticide products. Weather, crop conditions, or the presence of certain weeds, crop damaging insects, or diseases will indicate the inclusion of other pesticides in the application.

Note: It is recommended that the compatibility of ET 2%SC Herbicide/Defoliant in any tankmix combination be tested before use. To determine the physical compatibility with other products, use a jar test, as described below:

Using a quart jar, add the proportionate amounts of the products to 1 qt. of water. Add wettable powders and water-dispersible granular products first, then liquid flowables, and emulsifiable concentrates last. After thoroughly mixing, let stand for at least 5 minutes. If the combination remains mixed or can be remixed readily, it is physically compatible. Once compatibility has been proven, use the same procedure for adding required ingredients to the spray tank.

Read and follow all label directions for each tankmix product. Always use in accordance with the most restrictive of label precautions and limitations.

MIXING DIRECTIONS

Add $\frac{1}{2}$ to $\frac{3}{4}$ of the required amount of water to the spray tank. Start agitation. Add the required amount of ET 2%SC Herbicide/Defoliant and the remaining amount of water. Mix only as much spray solution as can be sprayed within four hours. Storage and use of the previous day's spray mix may result in reduced activity.

Use an approved agricultural buffering agent, buffering to pH 7.5 or less if using ET 2%SC Herbicide/Defoliant in a water source greater than or equal to pH 7.5. Always buffer the water source BEFORE adding ET 2%SC Herbicide/Defoliant to the spray tank.

SPRAY DRIFT

Avoid spray drift to all other crops and nontarget areas. Do not apply when weather conditions may cause drift. Do not allow this product to drift onto nontarget areas. Drift may result in illegal residues or injury to adjacent crops and vegetation, in the form of leaf yellowing and defoliation. To avoid spray drift, DO NOT apply aerially when wind speed is greater than 10 mph or during periods of temperature inversions. Use of larger droplet size will also reduce spray drift.

AVOIDING SPRAY DRIFT AT THE APPLICATION SITE IS THE RESPONSIBILITY OF THE APPLICATOR.

The interaction of equipment and weather-related factors determines the potential for spray drift. The applicator is responsible for considering all these factors when making decisions. Droplet size, boom height, and wind speed are the primary factors determining drift. The specific application conditions required for the use of this product are described below.

Information on Droplet Size

The most effective way to reduce drift potential is to apply large droplets. The best drift management strategy is to apply the largest droplets that provide sufficient coverage and control. Applying larger droplets reduces drift potential, but will not prevent drift if applications are made improperly, or under unfavorable environmental conditions (see Wind, Temperature and Humidity, and Temperature Inversions)

Controlling Droplet Size

Volume – Use high flow rate nozzles to apply the highest practical spray volume. Nozzles with higher rated flows produce larger droplets.

Pressure – Do not exceed the nozzle manufacturer's recommended pressures. For many nozzle types, lower pressure produces larger droplets. When higher flow rates are needed, use higher flow rate nozzles instead of increasing pressure.

Number of Nozzles – Use the minimum number of nozzles that provide uniform coverage.

Nozzle Orientation – Orienting nozzles so that the spray is released parallel to the airstream produces larger droplets than other orientations and is the recommended practice. Significant deflection from horizontal will reduce droplet size and increase drift potential.

Nozzle Type – Use a nozzle type that is designed for the intended application. With most nozzle types, narrower spray angles produce larger droplets. Consider using low-drift nozzles. Solid stream nozzles oriented straight back produce the largest droplets and the lowest drift.

Maintenance of Nozzles – Periodic inspection and subsequent replacement of nozzles to ensure proper chemical application is recommended.

Boom Length

For some use patterns, reducing the effective boom length to less than $\frac{3}{4}$ of the wingspan or rotor length may further reduce drift without reducing swath width.

Application Height

Applications should not be made at a height greater than 10 feet above the top of the largest plants unless a greater height is required for aircraft safety. Making applications at the lowest height that is safe reduces exposure of droplets to evaporation and wind.

Swath Adjustment

When applications are made with a crosswind, the swath will be displaced downwind. Therefore, on the up and downwind edges of the field, the applicator must compensate for this displacement by adjusting the path of the aircraft upwind. Swath adjustment distance should increase, with increasing drift potential (higher wind, smaller drops, etc.)

Wind

Drift potential is lowest between wind speeds of 2-10 mph. However, many factors, including droplet size and equipment type determine drift potential at any given wind speed. Application should be avoided below 2 mph due to variable wind direction and high inversion potential. **Note:** Local terrain can influence wind patterns. Every applicator should be familiar with local wind patterns and how they affect spray drift.

Temperature and Humidity

When making applications in low relative humidity, set up equipment to produce larger droplets to compensate for evaporation. Droplet evaporation is most severe when conditions are both hot and dry.

Temperature Inversions

Applications should not occur during a temperature inversion because drift potential is high. Temperature inversions restrict vertical air mixing, which causes small suspended droplets to remain in a concentrated cloud. This cloud can move in unpredictable directions due to the light and variable winds common during inversions. Temperature inversions are characterized by increasing temperatures with altitude and are common on nights with limited cloud cover and light to no wind. They begin to form as the sun sets and often continue into the morning. Their presence can be indicated by ground fog; however, if fog is not present, inversions can also be identified by the movement of smoke from a ground source or an aircraft smoke generator. Smoke that layers and moves laterally in a concentrated cloud (under low wind conditions) indicates an inversion, while smoke that moves upward and rapidly dissipates indicates good vertical air mixing.

Sensitive Areas


The pesticide should only be applied when the potential for drift to adjacent sensitive areas (e.g. residential areas, bodies of water, known habitat for threatened or endangered species, nontarget crops) is minimal (e.g. when wind is blowing away from the sensitive areas).

19
31

EQUIPMENT CLEANING

Do not allow the spray solution to dry in the application equipment. After application and before using the sprayer equipment for any other applications, the sprayer must be thoroughly cleaned. Applicators must ensure proper equipment clean-out for any other products mixed with ET 2%SC HERBICIDE/DEFOLIANT as provided on the other product label(s). Immediately following application, clean all equipment thoroughly with detergent or a spray tank cleaner and water as described below. Should residues of ET 2%SC HERBICIDE/DEFOLIANT remain in inadequately cleaned equipment, they may be released in subsequent applications and cause injury to crops.

1. Drain sprayer tank, hoses, and spray boom and thoroughly rinse with clean water the inside of the spray tank, sprayer hoses, boom, and nozzles to remove any sediment or residues.
2. Fill the tank $\frac{1}{2}$ full with clean water, add the appropriate detergent (follow manufacturer's directions for use). Fill tank to capacity and operate the sprayer with agitation for 15 minutes to flush hoses, boom, and nozzles.
3. Drain the sprayer tank, lines, and booms. Rinse the tank with clean water and flush through the hoses, boom, and nozzles. Remove and clean spray nozzles, tips, and screens.
4. Dispose of all cleaning solutions, rinsate, and washwaters in accordance with Federal, state, and local regulations.



11
31

APPLICATION AND DOSAGE


Crop	Application	Pest	Rate/Acre	Directions for Use
Corn (field corn, popcorn, seed corn, corn silage, corn stover)	Preplant Burndown, At Plant, Before Crop Emergence	Listed Broadleaf Weeds	0.7 to 2.4 fl oz/acre	<ul style="list-style-type: none"> ● Apply ET 2%SC HERBICIDE/DEFOLIANT in a minimum of 5 gallons spray solution per acre by air or 10 gallons spray solution per acre by ground. ● Do not apply more than 2.4 fl oz/acre per season prior to planting and/or emergence of crop. ● Allow a minimum of 30 days between applications for this use. ● The addition of a spray tank adjuvant at a concentration of 0.5% to 2.0% is recommended for optimum weed control. ● Refer to page 4 for crop rotations/plantback restrictions. ● Use the higher rate for hard to control weeds such as field bindweed and kochia.
Corn (field corn, popcorn, seed corn, corn silage, corn stover)	Postemergence	Listed Broadleaf Weeds	0.7 to 1.4 fl oz/acre	<ul style="list-style-type: none"> ● Apply ET 2%SC HERBICIDE/DEFOLIANT in a minimum of 5 gallons spray solution per acre by air or 10 gallons spray solution per acre by ground. ● ET 2%SC HERBICIDE/DEFOLIANT can be applied from crop emergence to the V4 growth stage. ● Do not apply postemergence to sweet corn. ● Allow a minimum of 30 days between applications for this use. ● Do not apply more than 1.4 fl oz/acre per season for all postemergence use patterns in this crop. ● Do not make more than 2 applications per season for all postemergence use patterns in this crop. ● Do not use crop oils or crop oil concentrates for postemergence applications. ● Do not harvest corn for silage within 50 days after last application of ET 2%SC HERBICIDE/DEFOLIANT. ● Do not harvest corn for grain or stover within 90 days after last application of ET 2%SC HERBICIDE/DEFOLIANT. ● Some temporary herbicidal leaf speckling may appear on the crop. This effect is transient and will NOT

12
31

				<p>appear on new growth.</p> <ul style="list-style-type: none"> • Refer to page 4 for crop rotations/plantback restrictions. • Use the higher rate for hard to control weeds such as field bindweed and kochia.
<p>Corn (field corn, popcorn, seed corn, corn silage, corn stover)</p>	<p>Postemergence Directed</p>	<p>Listed Broadleaf Weeds</p>	<p>0.7 to 1.4 fl oz/acre</p>	<ul style="list-style-type: none"> • ET 2%SC HERBICIDE/DEFOLIANT can be applied from crop emergence to the V8 growth stage using directed spray or a drop nozzle application technique. • Directed or drop nozzle applications should only be made when the corn has achieved a sufficient height for the spray to be directed beneath the corn leaves. • Do not apply ET 2%SC HERBICIDE/DEFOLIANT directly into the whorl when making a directed or drop nozzle application. • Do not apply postemergence to sweet corn. • Allow a minimum of 30 days between applications for this use. • Do not apply more than 1.4 fl oz/acre per season for all postemergence use patterns in this crop. • Do not make more than 2 applications per season for all postemergence use patterns in this crop. • Do not use crop oils or crop oil concentrates for postemergence applications. • Do not harvest corn for silage within 50 days after last application of ET 2%SC HERBICIDE/DEFOLIANT. • Do not harvest corn for grain or stover within 90 days after last application of ET 2%SC HERBICIDE/DEFOLIANT. • Some temporary herbicidal leaf speckling may appear on the crop. This effect is transient and will NOT appear on new growth. • Refer to page 4 for crop rotations/plantback restrictions. • Use the higher rate for hard to control weeds.
<p>Corn (all uses)</p>				<ul style="list-style-type: none"> • Do not apply more than 3.8 fl oz/acre per growing season to corn.

13
31

Crop	Application	Pest	Rate/Acre	Directions for Use
Cotton	Preplant Burndown, At Plant, Before Crop Emergence	Listed Broadleaf Weeds	0.7 to 2.4 fl oz/acre	<ul style="list-style-type: none"> ● Apply ET 2%SC HERBICIDE/DEFOLIANT in a minimum of 5 gallons spray solution per acre by air or 10 gallons spray solution per acre by ground. ● Allow a minimum of 30 days between applications for this use. ● Do not apply more than 2.4 fl oz/acre per season for this use. ● The addition of a spray tank adjuvant at a concentration of 0.5% to 2.0% is recommended for optimum weed control. ● Refer to page 4 for crop rotations/plantback restrictions. ● Use the higher rate for hard to control weeds such as field bindweed and kochia.
Cotton	Postemergence	Listed Broadleaf Weeds	0.7 to 2.4 fl oz/acre	<ul style="list-style-type: none"> ● Do not apply by air for this use. ● Apply to cotton having less than 3 inches of stem bark using hooded ground equipment only. ● Avoid contact with desirable vegetation. ● Do not apply more than 2.4 fl oz/acre per season for this use. ● Allow a minimum of 30 days between applications for this use. ● Do not apply within 7 days of harvest. ● Use the higher rate for hard to control weeds such as field bindweed and kochia.
Cotton	Postemergence Layby	Listed Broadleaf Weeds	0.7 to 1.4 fl oz/acre	<ul style="list-style-type: none"> ● Do not apply by air for this use. ● Apply when the cotton has attained an average height of 18 inches or more and having at least 3 inches of stem bark using hooded or post-directed ground spray equipment only. ● Avoid contact with desirable vegetation. ● Do not apply more than 1.4 fl oz/acre per season for this use. ● Allow a minimum of 30 days between applications for this use. ● Do not apply within 7 days of harvest. ● Use the higher rate for hard to control weeds such as field bindweed and kochia.



14
31

Crop	Application	Pest	Rate/Acre	Directions for Use
Cotton	Defoliation	Defoliation of Cotton	1.8 to 3.85 fl oz/acre	<ul style="list-style-type: none"> ● Apply when sufficient mature bolls have developed to produce desired yield; generally greater than 60%. ● Adequate defoliation is generally achieved within 7 to 14 days, depending upon weather conditions. ● Apply using 20 to 30 gallons of water per acre by ground or 5 gallons of water per acre by air. ● Do not exceed 2 applications or 7.7 fl oz/acre for defoliation of cotton. ● Applications must be a minimum of 7 days apart. ● Do not apply within 7 days of harvest. ● ET 2%SC HERBICIDE/DEFOLIANT may be tank mixed or applied in sequence with other defoliant products such as, but not limited to, Cottonquik[®], Cyclone[®], DEF[®], Dropp[®], Finish[®], Folex[®], Ginstar[®], Gramoxone[®], Prep[™], and/or Roundup[®]. ● Refer to page 4 for crop rotations/plantback restrictions.
Cotton	Harvest Preconditioning	Elimination of unwanted top growth/foilage Reduce nonproductive terminal growth	0.42 to 1.12 fl oz/acre	<ul style="list-style-type: none"> ● Apply when the plant is actively growing and has between 10% to 20% open bolls. ● Apply using 20 to 30 gallons of water per acre by ground or 5 gallons of water per acre by air. ● When using a degree day monitoring system, apply when plant maturity has reached NAWF = 5 plus receiving an additional 425 to 625 degree heat units. ● ET 2%SC HERBICIDE/DEFOLIANT for harvest preconditioning should be avoided where the crop, or portions of the crop, are stressed. ● Do not exceed 2 applications or 7.7 fl oz/acre per season for all defoliation applications to cotton. ● Applications must be a minimum of 7 days apart. ● Do not apply within 7 days of harvest. ● ET 2%SC HERBICIDE/DEFOLIANT may be used alone or in combination with boll openers, other defoliants, and regrowth inhibitors, depending on desired effects. ● Refer to page 4 for crop rotations/plantback restrictions.
Cotton (all uses)				<ul style="list-style-type: none"> ● Do not apply more than 11.9 fl oz/acre per growing season to cotton.

15
31

Crop	Application	Pest	Rate/Acre	Directions for Use
Soybean	Preplant Burndown, At Plant, Before Crop Emergence	Listed Broadleaf Weeds	0.7 to 2.4 fl oz/acre	<ul style="list-style-type: none"> ● Apply ET 2%SC HERBICIDE/DEFOLIANT in a minimum of 5 gallons spray solution per acre by air or 10 gallons spray solution per acre by ground. ● Allow a minimum of 30 days between applications for this use. ● Do not apply more than 2.4 fl oz/acre per season prior to planting and/or emergence of crop. ● The addition of a spray tank adjuvant at a concentration of 0.5% to 2.0% is recommended for optimum weed control. ● Refer to page 4 for crop rotations/plantback restrictions. ● Use the higher rate for hard to control weeds such as field bindweed and kochia.
Soybean	Postemergence	Listed Broadleaf Weeds	0.56 to 1.4 fl oz/acre	<ul style="list-style-type: none"> ● Apply ET 2%SC HERBICIDE/DEFOLIANT in a minimum of 5 gallons spray solution per acre by air or 10 gallons spray solution per acre by ground. ● ET 2%SC HERBICIDE/DEFOLIANT can be applied from crop emergence to the V6 growth stage. ● Allow a minimum of 30 days between applications for this use. ● Do not apply more than 1.4 fl oz/acre for this use per season. ● Do not make more than 2 applications per season for this use. ● Do not use crop oils or crop oil concentrates for postemergence applications. ● Do not graze soybean forage or cut for hay within 7 days of last ET 2%SC HERBICIDE/DEFOLIANT application. ● Do not harvest soybeans for grain within 70 days after last application of ET 2%SC HERBICIDE/DEFOLIANT. ● Some temporary herbicidal leaf speckling may appear on the crop. This effect is transient and will NOT appear on new growth.

16
31

				<ul style="list-style-type: none"> • Refer to page 4 for crop rotations/plantback restrictions. • Use the higher rate for hard to control weeds such as field bindweed and kochia.
Soybean (all uses)				<ul style="list-style-type: none"> • Do not apply more than 3.8 fl oz/acre per growing season to soybeans.


Crop	Application	Pest	Rate/Acre	Directions for Use
Wheat, Triticale	Preplant Burndown, At Plant, Before Crop Emergence	Listed Broadleaf Weeds	0.7 to 2.4 fl oz/acre	<ul style="list-style-type: none"> • Apply ET 2%SC HERBICIDE/DEFOLIANT in a minimum of 5 gallons spray solution per acre by air or 10 gallons spray solution per acre by ground. • Allow a minimum of 30 days between applications for this use. • Do not apply more than 2.4 fl oz/acre per season prior to planting and/or emergence of crop. • The addition of a spray tank adjuvant at a concentration of 0.5% to 2.0% is recommended for optimum weed control. • Refer to page 4 for crop rotations/plantback restrictions. • Use the higher rate for hard to control weeds such as field bindweed and kochia.
Wheat, Triticale	Postemergence	Listed Broadleaf Weeds	0.7 to 1.4 fl oz/acre	<ul style="list-style-type: none"> • ET 2%SC IVM HERBICIDE can be applied from crop emergence to the appearance of the flag leaf. DO NOT apply ET 2%SC IVM HERBICIDE if the flag leaf is visible. • Apply ET 2%SC IVM HERBICIDE in a minimum of 5 gallons spray solution per acre by air or 10 gallons spray solution per acre by ground. • Do not apply more than 2.0 fl oz/acre for this use per season. • Allow a minimum of 30 days between applications for this use. • Do not apply more than 2 applications per season. • Use nonionic surfactant at a concentration of 0.5% for optimum weed control. • Do not harvest wheat or triticale for hay within 21 days of last ET 2%SC

17
31

				<p>IVM HERBICIDE application.</p> <ul style="list-style-type: none"> Do not harvest wheat or triticale for grain within 60 days after last application of ET 2%SC IVM HERBICIDE. Some temporary herbicidal leaf speckling may appear on the crop. This effect is transient and will NOT appear on new growth. Refer to page 4 for crop rotations/plantback restrictions. Use the higher rate for hard to control weeds such as field bindweed and kochia.
<p>Wheat, Triticale (all uses)</p>				<ul style="list-style-type: none"> Do not apply more than 4.4 fl oz/acre per growing season to wheat and triticale.


Crop	Application	Pest	Rate/Acre	Directions for Use
<p>BULB VEGETABLES (CROP GROUP 3): garlic, Elephant garlic, leek, dry bulb, green and Welch onion, shallot</p> <p>CEREAL GRAINS (CROP GROUP 15): barley, buckwheat, corn, pearl and proso millet, oats, popcorn, rice, rye, sorghum, teosinte, triticale, wheat, wild rice</p> <p>COLE (BRASSICA) CROPS (CROP GROUP 5): broccoli, Chinese broccoli, broccoli raab, Brussels sprouts, cabbage, Chinese cabbage both bok choy and napa, Chinese mustard cabbage, cauliflower, cavalo broccolo, collards, kale, kohlrabi,</p>	Pre-plant Burndown	Listed Broadleaf Weeds	0.7 to 2.4 fl oz/acre	<ul style="list-style-type: none"> Apply in a minimum of 10 gallons spray solution per acre by ground or 5 gallons water per acre by air. The addition of nonionic surfactant at a concentration of 0.25% or COC at 1.0% is recommended for optimum weed control. Use the higher rate for hard to control weeds. Refer to page 4 for crop rotations/plantback restrictions Do not exceed 3 applications or 6.8 fl oz per acre per season. Allow a minimum of 30 days between applications for this use.

18
31


<p>mizuna, mustard greens, mustard spinach, rape greens</p> <p>CUCURBITS (CROP GROUP 9): chayote, Chinese waxgourd, citron melon, cucumber, gherkin, edible gourd, balsam apple, balsam pear, bitter melon, Chinese cucumber, muskmelons including cantaloupe, casaba, crenshaw melon, golden perhsaw melon, honeydew melon, honey balls, mango melon, Persian melon, pineapple melon, Santa Claus melon, and snake melon, pumpkin, winter and summer squash species, watermelon</p> <p>FRUITING VEGETABLES (CROP GROUP 8): eggplant, ground cherry, pepino, pepper, including bell pepper, chili pepper, cooking pepper, pimento, sweet pepper, tomatillo, tomato</p> <p>LEAFY VEGETABLES (CROP GROUP 4): amaranth, arugula, cardoon, celery, Chinese celery, celtuce, chervil, edible-leaved chrysanthemum, corn salad, garden cress, upland cress, dandelion, dock, endive, fennel,</p>				
---	--	--	--	---

20
31

<p>milkweed, mustard seen, niger seed, oil radish, poppy seed, rapeseed [canola], rose hip, safflower, sunflower, sesame, stokes aster, sweet rocket, tallowwood, tea oil plant, and Vernonia</p> <p>ROOT AND TUBER VEGETABLES (CROP GROUP1): arracacha, arrowroot, Chinese and Jerusalem artichoke, garden beet, sugar beet, edible burdock, edible canna, carrot, bitter cassava, sweet cassava, celeriac, chayote, chervil, chicory, chufa, dasheen, ginger, ginseng, horseradish, leren, parsley, parsnip, potato, radish, daikon, rutabaga, salsify, skirret, sweet potato, tanier, turmeric, turnip, yam bean, true yam</p> <p>SUGARCANE</p>				
--	--	--	--	--




21
31

Crop	Applica- tion	Pest	Rate/ Acre	Maximum Applica- tions Per Year	Directions for Use
GRAPES (bearing and non-bearing)	Post-harvest, Dormant, Pre-bloom	Listed Broadleaf Weeds	1.0 to 4.0 fl oz/acre	Do not exceed 3 applications per season for this use.	<ul style="list-style-type: none"> ● Do not exceed 6.8 fl oz per acre per season for all post-harvest, dormant, and prebloom applications combined. ● Do not exceed 6.8 fl oz per acre per season for all in season applications combined. ● Do not apply by air for this use. ● Apply in a minimum of 20 gallons spray solution per acre by ground equipment to target weeds and sucker growth. ● The addition of a spray tank adjuvant at a concentration of 0.5% to 2.0% is recommended for optimum weed control.
OLIVE TREES (bearing and non bearing)		Sucker Management*	3.0 to 4.0 fl oz/acre	Do not exceed 2 applications per season for this use.	
POMEGRANATES (bearing and non bearing)	In-Season	Listed Broadleaf Weeds	1.0 to 4.0 fl oz/acre	Do not exceed a combined total of 2 applications per season for these uses.	<ul style="list-style-type: none"> ● Do not allow spray to drift onto desirable fruit, foliage or vines, as damage will occur. ● Avoid contact with green, uncallused bark of young vines, established less than one year, unless protected from spray contact by non-porous wraps, grow tubes, or waxed containers. ● Use the higher rate for hard to control weeds. ● Allow a minimum of 30 days between applications for this use. ● The Pre-Harvest Interval (PHI) is 0 days. ● For the management of undesirable sucker growth on the basal portion of trunks, root sprouts and vine trunks. Growth must be controlled when the tissue is young, immature and/or not hardened off.
POME FRUIT Crop Group 11 Including (bearing and non bearing): Apple Crab-apple Loquat Mayhaw Pear Pear (oriental) Quince		Sucker Management*	3.0 to 4.0 fl oz/acre		
STONE FRUIT Crop Group 12 Including (bearing and non bearing): Apricot Cherry (sweet and tart) Nectarine					

22
31

<p>Peach Plum (including Chickasaw plum, Damson plum, and Japanese plum) Plumcot Prune</p> <p>TREE NUT (CROP GROUP 14) Including (bearing and non bearing): Almond Beech nut Brazil nut Butternut Cashew Chestnut Chinquapi n Filbert (hazelnut) Macadami a nut Pecan Pistachio Walnut (black and English)</p>					
--	--	--	--	--	--

*** Note: For use in California for sucker management only on Grapes and Pomegranates. Not for use in California for sucker management on Olive Trees, Pome Fruit, Stone Fruit, and Tree Nuts.**



Crop	Application	Pest	Rate/ Acre	Maximum Applications Per Year	Directions for Use
Dates Feijoa Figs Kiwi Fruit Mango Per-simmons (bearing and non-bearing)	Post-harvest, Dormant, Prebloom	Listed Broadleaf Weeds	1.0 to 4.0 fl oz/acre	Do not exceed 3 applications per season for this use.	<ul style="list-style-type: none"> ● Do not exceed 6.8 fl oz per acre per season for all post-harvest, dormant, and prebloom applications combined. ● Do not apply by air for this use. ● Apply in a minimum of 20 gallons spray solution per acre by ground equipment to target weeds and sucker growth. ● The addition of a spray tank adjuvant at a concentration of 0.5% to 2.0% is recommended for optimum weed control. ● Do not allow spray to drift onto desirable fruit, foliage or vines/trees, as damage will occur. ● Avoid contact with green, uncallused bark of young trees/vines, established less than one year, unless protected from spray contact by non-porous wraps, grow tubes, or waxed containers. ● Use the higher rate for hard to control weeds. ● Allow a minimum of 30 days between applications for this use. ● For the management of undesirable sucker growth on the basal portion of trunks, root sprouts and tree/vine trunks. Growth must be controlled when the tissue is young, immature and/or not hardened off.
		Sucker Manage- ment*	3.0 to 4.0 fl oz/acre	Do not exceed 2 applications per season for this use.	
<p style="text-align: center;">*Not for sucker management use on these crops in California.</p>					

24
31

Crop	Application	Pest	Rate/ Acre	Maximum Applica- tions Rate/Year	Directions for Use
Dates Feijoa Figs Kiwi Fruit Mango Per- simmons (Non- bearing only)	In-Season	Listed Broadleaf Weeds	1.0 to 4.0 fl oz/acre	Do not exceed a combined total of 2 applica-tions per season for these uses.	<ul style="list-style-type: none"> ● Do not exceed 6.8 fl oz per acre per season for all in season applications combined. ● Do not apply by air for this use. ● Apply in a minimum of 20 gallons spray solution per acre by ground equipment to target weeds and sucker growth. ● The addition of a spray tank adjuvant at a concentration of 0.5% to 2.0% is recommended for optimum weed control. ● Do not allow spray to drift onto desirable fruit, foliage, vines or trees, as damage will occur. ● Avoid contact with green, uncallused bark of young trees or vines, established less than one year, unless protected from spray contact by non-porous wraps, grow tubes, or waxed containers. ● Use the higher rate for hard to control weeds. ● Allow a minimum of 30 days between applications for this use. ● For the management of undesirable sucker growth on the basal portion of trunks, root sprouts and tree/vine trunks. Growth must be controlled when the tissue is young, immature and/or not hardened off.
		Sucker Manage- ment*	3.0 to 4.0 fl oz/acre		
*Not for sucker management use on these crops in California.					

25
31

Crop	Application	Pest	Rate/ Acre	Directions for Use
Nonbearing tree fruit, nut trees and vine crops (excluding citrus)	Full Season Weed Control	Listed Broadleaf Weeds	0.7 to 4.0 fl oz/acre	<ul style="list-style-type: none"> • Do not apply by air for this use. • Apply in a minimum of 20 gallons spray solution per acre by ground equipment. • ET 2%SC HERBICIDE/DEFOLIANT may be applied full season to nonbearing crops listed in this section. • For crops not listed on this label, do not harvest edible crops for 12 months following the last application of ET 2%SC HERBICIDE/ DEFOLIANT. • Allow a minimum of 30 days between applications for this use. • Do not make more than 3 applications or exceed 6.8 fl oz/acre during the growing season • The addition of a spray tank adjuvant at a concentration of 0.5% to 2.0% is recommended for optimum weed control. • Do not allow spray to contact green bark of trunk area on young grape vines and fruit or nut trees. • Use the higher rate for hard to control weeds such as field bindweed and kochia.


Use	Application	Pest	Rate/ Acre	Directions for Use
Fallow Bed and Crop Stubble	Preplant Burndown	Listed Broadleaf Weeds	0.7 to 4.0 fl oz/acre	<ul style="list-style-type: none"> • Apply ET 2%SC HERBICIDE/DEFOLIANT in a minimum of 5 gallons spray solution per acre by air or 10 gallons spray solution per acre by ground. • Allow a minimum of 30 days between applications for this use. • Do not make more than 3 applications or exceed 6.8 fl oz/acre during the fallow period. • The addition of a spray tank adjuvant at a concentration of 0.5% to 2.0% is recommended for optimum weed control. • Refer to page 4 for crop rotations/plantback restrictions. For crops not listed on this label, applications must be made at least 30 days prior to planting. • Use the higher rate for hard to control weeds such as field bindweed and kochia.

26
31

Use	Pest	Rate/Acre	Directions for Use
Non-Cropland, Uncultivated Agricultural Areas, Conservation Reserve Program Land/Federal Set-aside Acreage* (non food producing)	Listed Broadleaf Weeds	0.7 to 4.0 fl oz/acre	<ul style="list-style-type: none"> • Apply ET 2%SC HERBICIDE/DEFOLIANT in a minimum of 5 gallons spray solution per acre by air or 10 gallons spray solution per acre by ground. • Allow a minimum of 30 days between applications for this use. • Do not make more than 3 applications or exceed 6.8 fl oz/acre during the fallow period. • The addition of a spray tank adjuvant; such as, but not limited to nonionic surfactant, methylated seed oils, or crop oil concentrates, at a concentration of 0.5% to 2.0% is recommended for optimum weed control. Follow the adjuvant manufacturer's recommended use rates. • Refer to page 4 for crop rotations/plantback restrictions. • Use the higher rate for hard to control weeds such as field bindweed and kochia.

*Follow federal, state and local rules for use on grass and hay.

Use	Pest	Rate/Acre	Directions for Use
Noncrop Weed Control: Airports and airfields, commercial plants, storage and lumber yards, fence lines and fence rows, farmyards and farm buildings, barrier strips and firebreaks, equipment areas, nurseries and ornamental plantings, Christmas trees and conifer plantation site preparation, railroads, roadside and utility rights-of-way, fuel tank farms and pumping stations, dry ditches and ditchbanks, vacant lots, or other listed agricultural and industrial non-crop sites.	Listed Broadleaf Weeds	0.7 to 4.0 fl oz/acre	<ul style="list-style-type: none"> • Apply ET 2%SC HERBICIDE/DEFOLIANT in a minimum of 20 to 40 gallons spray solution per acre by ground. • Avoid contact with desirable vegetation. • The addition of a spray tank adjuvant at a concentration of 0.5% to 2.0% is recommended for optimum weed control. • Do not make more than 3 applications or exceed 13.6 fl oz/acre per season. • Use the higher rate for hard to control weeds such as field bindweed and kochia. • For applications to ornamental plantings, do not allow people (other than the applicator) or pets on treatment area during the application and until sprays have dried.



27
31

Established Ornamental Turf Lawns (residential, industrial, and institutional), Parks, Cemeteries, Athletic Fields, Golf Courses (fairways, aprons, tees, and roughs), Sod Farms, and Similar Turf Areas

For applications to ornamental turf, do not allow people (other than the applicator) or pets on treatment area during the application and until sprays have dried.

Spray Concentrate

Make an appropriate amount of spray concentrate for the area to be treated by adding 10 fl oz of ET 2%SC HERBICIDE/DEFOLIANT to 120 fl oz of water (e.g., 1.25 fl oz ET 2%SC HERBICIDE/DEFOLIANT to 15 fl oz water). Use the appropriate amount of concentrate as specified in the dosage tables below for application by pressure (pump-up) sprayer, hose-end applicator, or similar application equipment.

Spot treatment: Pressure sprayer (Pump-up Sprayer)

Adjust spray nozzle to give coarse spray. Aim at center of weed and spray to wet. A repeat application may be required for hard-to-kill broadleaf weeds. Do not use a hose-end sprayer for spot treatments.

Turf Species	Amount of Spray Concentrate (fluid ounces)	Amount of water to be applied (gallons)	Area treated (square feet)
Cool season grasses: bluegrass, fescue, ryegrass	1.0	4	1000
Warm season grasses: bahiagrass, common bermudagrass, centipedegrass, St. Augustine grass, zoysia grass			

Entire lawn: Dial Type Hose-End Sprayer

Spray lawn using coarse spray. Apply evenly over area to be treated. One application should be sufficient. Effects begin to show after 24 to 48 hours with plant death occurring within 7 to 14 days.

- 1) Measure the total square footage area to be sprayed. To determine the total square foot area, multiply the length by the width of the lawn area to be treated. Subtract square footage of non-treatment areas including flower beds, shrub beds, driveways and sidewalks.
- 2) The application rate of this product is indicated in the following table for every per 1,000 square feet of lawn area. Add the appropriate amount of this product to the spray bottle, [jar], [reservoir], as indicated in the table for every 1,000 sq. ft. of lawn area to be treated.
- 3) Set the dial to the correct fluid ounce setting mix rate indicated in the following table.
- 4) Connect the hose, turn on water and spray evenly over the lawn treatment area.
- 5) Monitor the spray solution level in the spray bottle, [jar]. [reservoir], to gauge coverage.

Turf Species	Area to be Treated (square feet)	Amount of spray concentrate (fluid ounces)	Dial-type Hose-end sprayer mix setting (fl oz per gallon)
Cool season grasses: bluegrass, fescue, ryegrass	1000	1.0	2.0 fl oz
	5000	5.0	
	8000	8.0	

28
31

Broadcast Application: Spray using coarse spray. Apply evenly over area to be treated.

Turf Species	Amount of Spray Concentrate (fluid ounces)	Area treated (square feet)
Cool season grasses: bluegrass, fescue, ryegrass;	1.0	1000
	5.0	5000
Warm season grasses: bahiagrass, common bermudagrass, centipedegrass, St Augustine grass, zoysia grass	8.0	8000

Nurseries And Ornamental Plantings; Sodfarms; Christmas Trees; Established Ornamental Turf

Turfgrass Tolerance

Established turfgrasses tolerant to application of ET 2%SC HERBICIDE/DEFOLIANT at labeled rates are listed below. For turfgrass species not listed on this label, the user should apply ET 2%SC HERBICIDE/DEFOLIANT to a small test area to assure tolerance. A slight transitory yellowing or discoloration may occur on some sensitive turfgrass species under stress 3 to 5 days following application of ET 2%SC HERBICIDE/DEFOLIANT at labeled rates. Recovery is typically 4 to 7 days from application.

Cool Season Turfgrasses (creeping bentgrass, Kentucky bluegrass, Rough bluegrass, tall fescue, perennial ryegrass). Cool season grasses, both newly seeded and established, are generally tolerant to application of ET 2%SC HERBICIDE/DEFOLIANT at labeled rates. To evaluate tolerance of certain species, apply to a small test area before treating large areas to assure tolerance. Be aware and observe all label restrictions regarding turfgrass tolerance when ET 2%SC HERBICIDE/DEFOLIANT is tank mixed with another product.

Warm Season Turfgrasses (common and hybrid bermudagrass, centipedegrass, St. Augustinegrass, zoysiagrass). Warm season turfgrasses listed above are generally tolerant to applications of ET 2%SC HERBICIDE/DEFOLIANT at labeled rates. Centipedegrass may exhibit a slight yellow 3 to 7 days after application, however complete recovery is expected. To evaluate tolerance of certain species, apply to a small test area before treating large areas to assure tolerance. Be aware and observe all label restrictions regarding turfgrass tolerance when ET 2%SC HERBICIDE/DEFOLIANT is tank mixed with another product.

Newly Seeded, Sodded, or Sprigged Turfgrass

ET 2%SC HERBICIDE/DEFOLIANT may be applied to newly seeded, sodded, or sprigged turfgrass that is established and not subject to impending stress due to moisture, temperature, or other cultural practices. Areas treated with ET 2%SC HERBICIDE/DEFOLIANT may be seeded or overseeded one day following application.

Dormant Turfgrass

Applications of ET 2%SC HERBICIDE/DEFOLIANT to dormant warm season turfgrasses are permitted. Avoid applications when warm season turfgrasses are transitioning into or out of dormancy.

For applications to ornamental turf and plantings, do not allow people (other than the applicator) or pets on treatment area during application and until sprays have dried (refer to Nonagricultural Use Requirements box). Apply ET 2%SC HERBICIDE/DEFOLIANT at rates specified in the dosage table below for control of broadleaf weeds. ET 2%SC HERBICIDE/DEFOLIANT is a broadleaf contact herbicide. ET 2%SC HERBICIDE/DEFOLIANT may be tank mixed with other registered grass herbicides for control of grassy weeds. **Avoid contact with desirable vegetation.**

29
31

Spray Volume

ET 2%SC HERBICIDE/DEFOLIANT is a contact herbicide that causes herbicidal symptoms only to plant parts that come into contact with spray applications. Therefore, proper spray volume and uniform coverage are important to maximize efficacy of ET 2%SC HERBICIDE/DEFOLIANT. Uniform sprays should be applied at 20 to 200 gallons/A (0.5 to 4.5 gallons per 1000 sq. ft). Higher spray volumes should be used to target high weed populations and/or weeds contained in dense turfgrass canopies.

Use of Adjuvants

Addition of surfactants (spreaders/stickers) to the spray solution will improve efficacy and contact activity of ET 2%SC HERBICIDE/DEFOLIANT. Follow manufacturer's recommended use rates for specific sites.

Use	Rate/Acre	Directions for Use
Nursery and ornamental plantings	When not tank mixing with other herbicides: Apply ET 2%SC HERBICIDE/DEFOLIANT at rates of 1.0 to 4.0 fluid ounces per acre in 20 to 40 GPA for control of seedling, non-mature winter and summer annual weeds and/or for temporary burndown of weeds listed in <i>Weeds Controlled</i> . Tank mixes including other broadleaf herbicides with ET 2%SC HERBICIDE/DEFOLIANT may be needed for control of larger winter and summer annual weeds.	<ul style="list-style-type: none"> Do not make more than 3 applications or exceed 13.6 fl oz/A per year using ground equipment. Allow a minimum of 30 days between applications. Do not apply by air. Do not apply when environmental conditions favor spray drift or poor spray coverage. Avoid spray drift onto nontarget susceptible plants such as vegetables, flowers, ornamental, trees, shrubs, and other desirable plants. Do not apply to lawns or turf where clovers and carpetgrass are desirable.
Sodfarms Christmas trees Established Ornamental turf	When tank mixing with other herbicides: Apply ET 2%SC HERBICIDE/DEFOLIANT at rates of 0.7 to 1.5 fluid ounces per acre in tank mix combinations with herbicides registered for use such as amines, esters, and salts of 2,4-D, chloroprop, dicamba, mecoprop, MCPA, triclopyr, fluroxypyr, and various combination of these products for control of annual weeds and perennial weeds listed in <i>Weeds Controlled</i> . Residual, long-term control of the target weeds is as defined by the labeling of the companion product. For tank mixing with herbicides follow the tank mix directions.	

Crop	Pest	Rate/Acre	Directions for Use
Pasture and Rangeland	Listed Broadleaf Weeds	1.0 to 3.5 fl oz/acre	<ul style="list-style-type: none"> Apply in a minimum of 2 gallons water per acre by air or 10 gallons water per acre by ground for this application. The addition of a crop oil or spray tank adjuvant at a concentration of 0.5% to 1.0% is recommended for optimum weed control. Allow a minimum of 14 days between applications for this use. Do not make more than 2 applications or exceed 7.0 fl oz/acre per season for this use. Livestock may graze treated areas as soon as the spray solution has dried on the foliage. Refer to page 4 for crop rotations/plantback restrictions. Use the higher rate for hard to control weeds such as field bindweed and kochia.

30
31

Backpack Sprayer Dosage Chart

For use in backpack sprayers having tank capacity of 3 to 5 gallons, accurate calibration and measurement of the appropriate amount of product is important to deliver the desired rate of ET 2%SC HERBICIDE/DEFOLIANT. Use the chart below to determine the quantity of ET 2%SC HERBICIDE/DEFOLIANT to be added to a backpack sprayer having a capacity of 3 to 5 gallons to equal a 1.5 fl oz/A rate.

Backpack tank capacity (gallons)	Spray volume (gallons/A)	fluid oz product per tank for 1.5 fl oz/A	ml product per tank for 1.5 fl oz/A
3	20	0.23	6.6
	30	0.15	4.4
	40	0.11	3.3
4	20	0.30	8.9
	30	0.20	5.9
	40	0.15	4.4
5	20	0.38	11.1
	30	0.25	7.4
	40	0.19	5.5

For smaller volume sprayers less than three (3) gallons in size, measure 0.03 to 0.07 fl. oz. (1 to 2.1 ml) of ET 2%SC HERBICIDE/DEFOLIANT per one (1) gallon of water when tank mixing with other herbicides to equal a 1.5 fl. oz./A rate. For specific measurements based on spray volume (gallons/A), see the table below.

Spray Volume (gallons/A)	fluid oz product per gallon water for 1.5 fl. oz/A	ml product per gallon water for 1.5 fl. oz/A
20	0.07	2.1
30	0.05	1.4
40	0.03	1.0

STORAGE AND DISPOSAL

DO NOT contaminate water, food, or feed by storage or disposal. Open dumping is prohibited.

Pesticide Storage: Store in a cool place.

Pesticide Disposal: Pesticide wastes are toxic. Improper disposal of excess pesticide, pesticide spray or rinsate is a violation of Federal law. If these wastes cannot be disposed of by use according to label instructions, contact your State Pesticide or Environmental Control Agency, or the Hazardous Waste representative at the nearest EPA Regional Office for guidance.

Container Handling/Disposal:

(Nonrefillable container equal to or less than 5 gallons)

Nonrefillable container. **DO NOT** reuse or refill this container. Triple rinse (or equivalent) promptly after emptying. Triple rinse as follows: Empty the remaining contents into application equipment or a mix tank and drain for 10 seconds after the flow begins to drip. Fill the container 1/4 full with water and recap. Shake for 10 seconds. Pour rinsate into application equipment or a mix tank or store rinsate for later use or disposal. Drain for 10 seconds after the flow begins to drip. Repeat this procedure two more times. Then offer for recycling if available, or reconditioning if appropriate, or puncture and dispose of in a sanitary landfill, or by incineration, or, if allowed by state under local authorities, by burning. If burned, stay out of smoke.

31
31

(Nonrefillable container greater than 5 gallons)

Nonrefillable container. Do not reuse or refill this container. Triple rinse or pressure rinse container (or equivalent) promptly after emptying.

Triple rinse as follows: Empty the remaining contents into application equipment or a mix tank. Fill the container ¼ full with water. Replace and tighten closures. Tip container on its side and roll it back and forth, ensuring at least one complete revolution, for 30 seconds. Stand the container on its end and tip it back and forth several times. Turn the container over onto its other end and tip it back and forth several times. Empty the rinsate into application equipment or a mix tank or store for later use or disposal. Repeat this procedure two more times.

Pressure rinse as follows: Empty the remaining contents into application equipment or a mix tank and continue to drain for 10 seconds after the flow begins to drip. Hold container upside down over application equipment or mix tank or collect rinsate for later use or disposal. Insert pressure rinsing nozzle in the side of the container, and rinse at about 40 PSI for at least 30 seconds. Drain for 10 seconds after the flow begins to drip.

Then offer for recycling if available or puncture and dispose of in a sanitary landfill, or by incineration, or, if allowed by state and local authorities, by burning. If burned, stay out of smoke.

IMPORTANT: READ BEFORE USE

By using this product, user or buyer accepts the following conditions, warranty, disclaimer of warranties, and limitations of liability.

CONDITIONS: The directions for use of this product are believed to be accurate and must be followed carefully. However, because of extreme weather and soil conditions, use methods and other factors beyond the control of Nichino America, Inc. (NAI), it is impossible for NAI to eliminate all risks associated with the use of this product. As a result, crop injury or ineffectiveness is always possible. To the extent consistent with applicable law, all such risks are assumed by the user or buyer.

DISCLAIMER OF WARRANTIES: TO THE EXTENT CONSISTENT WITH APPLICABLE LAW, THERE ARE NO WARRANTIES, EXPRESS OR IMPLIED, OF MERCHANTABILITY OR OF FITNESS FOR A PARTICULAR PURPOSE OR OTHERWISE, WHICH EXTEND BEYOND THE STATEMENTS MADE ON THIS LABEL. No agent of NAI is authorized to make any warranties beyond those contained herein or to modify the warranties contained herein. To the extent consistent with applicable law, NAI disclaims any liability whatsoever for incidental or consequential damages, including, but not limited to, liability arising out of breach of contract, express or implied warranty (including warranties of merchantability and fitness for a particular purpose), tort, negligence, strict liability, or otherwise.

LIMITATIONS OF LIABILITY: TO THE EXTENT CONSISTENT WITH APPLICABLE LAW, THE EXCLUSIVE REMEDY OF THE USER OR BUYER FOR ANY AND ALL LOSSES, INJURIES, OR DAMAGES RESULTING FROM THE USE OR HANDLING OF THIS PRODUCT, WHETHER IN CONTRACT, WARRANTY, TORT, NEGLIGENCE, STRICT LIABILITY, OR OTHERWISE, SHALL NOT EXCEED THE PURCHASE PRICE PAID, OR AT THE ELECTION OF NICHINO AMERICA, THE REPLACEMENT OF PRODUCT

© 2011 Nichino America, Inc.

ET® is a registered trademark of Nichino America, Inc.

D-96 102711

